



PA-32
CHEROKEE

PARTS CATALOG

CARD 1 OF 3

PA-32-260

PA-32-300

PA-32R-300

PIPER AIRCRAFT CORPORATION

(PART NUMBER 753 689)

1 A1

PIPER PARTS CATALOG

AEROFICHE EXPLANATION

The Parts Catalog information incorporated in this set of Aerofiche cards has been arranged in accordance with the general specifications of Aerofiche adopted by the General Aircraft Manufacturer's Association

Conversion of Aerofiche alpha/numeric numbers:

First number is the Aerofiche card identifier

Letter is the horizontal line reference per card

Second number is the vertical line reference per card

Example: 2J16 = Aerofiche card number two of given set, Grid location J16

To aid in locating the various sections and related information desired, the following is provided:

A complete Catalog Table of Contents is given at Grid 1A8 of Aerofiche card number 1 of this set. Each additional card in this set will have a Table of Contents for all sections on that particular card. This table will start at Grid A3.

REVISIONS

The information compiled in this Aerofiche Parts Catalog will be kept current by revisions distributed periodically. These revisions will supersede all previous revisions and will be complete Aerofiche card replacements and shall supersede Aerofiche cards of the same number in the set.

Current revisions to this PA-32 and PA-32R Parts Catalog issued June 27, 1975 are as follows:

753 689 (PR751031)	Dated October 1975
753 689 (PR760412)	Dated April 1976
753 689 (PR760917)	Dated September 1976
753 689 (PR770223)	Dated February 1977
753 689 (PR770909)	Dated September 1977
753 689 (PR780113)	Dated January 1978
753 689 (PR781106)	Dated November 1978
753 689 (PR800414)	Dated April 1980

NOTE Refer to the last card of the Piper - Parts Price List - Aerofiche for check list of current revision dates and card effectivities for this parts catalog

INTRODUCTION

This Illustrated Parts Catalog is designed to provide simple but positive identification of replacement parts for the Piper Model PA-32-260, PA-32-300 and PA-32R-300 Cherokee, manufactured by the Piper Aircraft Corporation of Vero Beach, Florida

NOTE: UNDER NO CIRCUMSTANCES SHALL THIS CATALOG BE USED FOR RIGGING AND INSTALLATION PURPOSES

It is suggested that this catalog be thoroughly studied to determine its arrangement prior to its utilization

- 1 The catalog is divided into eleven (11) major sections described as follows:
 - a Section I to X inclusive contains all replacement parts for the complete airplane. Each section is subdivided and each division includes an illustration and a parts listing
 - b Section XI is the Miscellaneous Group. This group includes an illustration and parts list for the Placards and Exterior Stencils and a listing of the Optional Equipment Kits, Repair Kits and Special Tools
- 2 The following is a brief explanation of the columns in the parts listing:
 - a The "FIGURE AND INDEX" column indicates the illustration figure number and its part index number. EXAMPLE: (2-1), the 2 is the figure number and the 1 is the index number. The figure number appears only at the top of each parts listing page or at the beginning of each new parts listing
 - b The "PART NUMBER" column contains the identifying number of the replacement part and this number must be shown on all Parts Orders
 - c The "CODE" column is for the purpose of indicating special uses of the part. An explanation of the letter code used is shown on the grid (page) preceding each parts listing and pertains to that listing only

ALL PARTS CODED WITH A "W" MUST BE PURCHASED FROM
PIPER AIRCRAFT CORPORATION, LOCK HAVEN, PENNA

ALL PARTS NOT CODED WITH A "W" MUST BE PURCHASED FROM
PIPER AIRCRAFT CORPORATION, VERO BEACH, FLORIDA

- d The "NOMENCLATURE" column indicates the part name. This name must be shown on all Parts Orders
- e The "NO REQ" (Number required) column represents the total quantity of parts used per figure when the part is not indented and the quantity of parts used per assembly when the part is indented. The symbol "AR" listed in this column means "As Required"
- f The "SERIAL NUMBERS AFFECTED" column indicates the part application by airplane serial number

Indentation Example: Indentations of listing in the "Nomenclature column" indicates "assemblies" and "components" or "parts", in order of their indentations

Figure and Index Number	Part Number	Code	EXAMPLE NOMENCLATURE	No. Req.	SERIAL NUMBERS AFFECTED
			DOOR ASSEMBLY - Cockpit * FRAME ASSEMBLY - Baggage compartment door * * HINGE ASSEMBLY - Baggage door * * CLIP - Baggage door spring		

This listing is interpreted as follows:

If the DOOR ASSEMBLY (not indented) is ordered, it will include the three items listed under that item

If the FRAME ASSEMBLY (indented one space) is ordered, it will include the two items listed under the sub-assembly

If you want only a HINGE ASSEMBLY or CLIP, you order only that item

PIPER PARTS CATALOG

- 3 The "ATTACHING PARTS" such as nuts, bolts, screws, etc., that are available as commercial hardware items, are not generally supplied by the Piper Aircraft Corporation. The catalog lists, for your convenience, those attaching parts required for main assemblies and installations. The identifying number for these parts appears after the part name.
- 4 All items of Optional Equipment are contained in the parts list in their proper sequence and sections. These items were not marked optional, since they are fully identified by their descriptions.

HOW TO IDENTIFY A PART IF YOU KNOW WHAT IT LOOKS LIKE AND KNOW WHERE IT IS LOCATED

- 1 Refer to Figure 1 to determine the section number in which the part is used.
- 2 Refer to the Table of Contents and locate the section. Note the figure numbers that illustrate the various subgroups of this main section.
 - a Select the Figure title you think might contain the part you wish to identify and proceed to the grid (page) specified.
- 3 NOTE: If you don't find the part on this illustration, try another figure in this group.
- 4 Refer to the "Figure and Index Number" in the Parts Listing for complete description of the part.

HOW TO ORDER PARTS

In ordering parts for your Piper Airplanes, observe the following instructions which will aid in your getting the right parts required without delay.

- a Place your order with the distributor or dealer for your territory, since parts are available only through our distributor organization.
- b Always specify the model and serial number of your airplane.
- c Always specify Part Number, Name, Type and Quantity Required.
- d Specify the method of shipment: Freight, express, parcel post, air express, air freight or air parcel post. Where the nature of the shipment requires it or when no instructions are given, we reserve the right to ship the most suitable way.

GENERAL INFORMATION

a Shortages

All orders are checked and rechecked before leaving our Shipping Department. A packing slip is enclosed with the shipment and claims for errors or shortages must be made within three (3) days after receipt of orders.

b Returned Goods

No material should be returned to us without first securing our written permission. Material sent in without notices will be held at the owner's risk for thirty (30) days and will then be disposed of as we see fit.

Transportation charges must be PREPAID on returned goods or the shipment will be refused.

a Transportation Liabilities

The Piper Aircraft Corporation cannot be held liable for damages to parts in transit from the factory. If a shipment is received in a damaged condition, have the delivery man or Transportation Company make a notation of the damage and file your claim with the Carrier. In case of concealed damage, do not attempt to remove the part from the shipping container, or endeavor to repair the damage, but call the Carrier and have his Claim Agent inspect the damage before filing your claim with the Carrier.

PIPER PARTS CATALOG

PA-32 AND PA-32R SERIAL NUMBER INFORMATION

The following information should be kept in mind when ordering from this manual:

- a The serial numbers of the aircraft covered by this Parts Manual are as follows:
- (1) Serial numbers of the PA-32-260 Models are 32-1 to 32-1110 inclusive
 - (2) Serial numbers of the PA-32-260 "B" Models are 32-1111 to 32-1250 inclusive
 - (3) Serial numbers of the PA-32-260 "C" Models are 32-1251 to 32-1320 inclusive
 - (4) Serial numbers of the PA-32-260 "D" Models are 32-7100001 to 32-7100038 inclusive
 - (5) Serial numbers of the PA-32-260 "E" Models are 32-7200001 to 32-7200055 inclusive
 - (6) Serial numbers of the 1973 PA-32-260 Models are 32-7300001 to 32-7300076 inclusive
 - (7) Serial numbers of the 1974 PA-32-260 Models are 32-7400001 to 32-7400061 inclusive
 - (8) Serial numbers of the 1975 PA-32-260 Models are 32-7500001 to 32-7500053 inclusive
 - (9) Serial numbers of the 1976 PA-32-260 Models are 32-7600001 to 32-7600033 inclusive
 - (10) Serial numbers of the 1977 PA-32-260 Models are 32-7700001 to 32-7700023 inclusive
 - (11) Serial numbers of the 1978 PA-32-260 Models are 32-7800001 to 32-7800008 inclusive
 - (12) Serial numbers of the PA-32-300 Models are 32-40000 to 32-40565 inclusive
 - (13) Serial numbers of the PA-32-300 "B" Models are 32-40566 to 32-40850 inclusive
 - (14) Serial numbers of the PA-32-300 "C" Models are 32-40851 to 32-41018 inclusive
 - (15) Serial numbers of the PA-32-300 "D" Models are 32-7140001 to 32-7140086 inclusive
 - (16) Serial numbers of the PA-32-300 "E" Models are 32-7240001 to 32-7240147 inclusive
 - (17) Serial numbers of the 1973 PA-32-300 Models are 32-7340001 to 32-7340201 inclusive
 - (18) Serial numbers of the 1974 PA-32-300 Models are 32-7440001 to 32-7440182 inclusive
 - (19) Serial numbers of the 1975 PA-32-300 Models are 32-7540001 to 32-7540198 inclusive
 - (20) Serial numbers of the 1976 PA-32-300 Models are 32-7640001 to 32-7640142 inclusive
 - (21) Serial numbers of the 1977 PA-32-300 Models are 32-7740001 to 32-7740113 inclusive
 - (22) Serial numbers of the 1978 PA-32-300 Models are 32-7840001 to 32-7840222 inclusive
 - (23) Serial numbers of the 1979 PA-32-300 Models are 32-7940001 to 32-7940282 inclusive
 - (24) Serial numbers of the 1976 PA-32R-300 Models are 32R-7680001 to 32R-7680538 inclusive
 - (25) Serial numbers of the 1977 PA-32R-300 Models are 32R-7780001 to 32R-7780549 inclusive
 - (26) Serial numbers of the 1978 PA-32R-300 Models are 32R-7880001 to 32R-7880068 inclusive

PIPER PARTS CATALOG

STANDARD PAINT CHART

	MFG NO	PIPER PART NUMBER	
		QUART	GALLON
EXTERIOR			
ACRYLIC LACQUER			
Pontiac Red	B-7943	4175 592	1175 592
Tampa Green	B5430	4175 360	1175 360
Newport Blue	B5501	4175 434	1175 434
Juneau White	B-7784-A	4175 657	1175 657
Lakeland Blue	B-5440	4175 433	1175 433
Orlando Green	B-5490	4175 361	1175 361
Mocha Tan	B5450	4175 627	1175 627
Madrid Red	B-5511	4175 593	1176 593
Dakota Black	H-6117-R	4175 373	1175 373
Lincoln Gray	B-7919	4175 362	1175 362
Nassau Turquoise	B-9914	4175 439	1175 439
Bimini Turquoise	B-9915	4175 438	1175 438
Reno Gold	B-9916	4175 345	1175 345
Ocala Orange (base coat)	P7946	4175 499	1175 499
Ocala Orange (top coat)	B5480	4175 437	1175 437
Dallas Yellow	Y-5783	4175 701	1175 701
Beaumont Blue	B-5530	4175 435	1175 435
Polar Gray	Y-6100-R	4175 341	1175 341
Monterey Maroon (base coat)	K-2789	4175 441	1175 441
Monterey Maroon (top coat)	C-2065-A	4175 500	1175 500
Bahama Blue	B-9170	4175 436	1175 436
Las Vegas Gold	G-2124-A	4175 332	1175 332
Avocado	G-2352	4175 331	1175 331
Lime Green	D-6449	4175 380	1175 380
Baja Yellow	D-6448	4175 379	1175 379
Denver Brown (base coat)	K-2790	4175 299	1175 299
Denver Brown (top coat)	B-5460	4175 409	1175 409
Matador Red	R4418	4175 389	1175 389
Royal Blue	X5700	4175 390	1175 390
Hickory Brown	Y9775	4175 392	1175 392
Indian Silver	M9514	4175 391	1175 391
Thinner	B5408-B	4179 402	1179 402

REVISED APRIL 1980

PA-32-260
PA-32-300
PA-32R-300

PIPER PARTS CATALOG

STANDARD PAINT CHART

	MFG NO	PIPER PART NUMBER	
		QUART	GALLON
EXTERIOR (continued)			
POLYURETHANE ENAMEL (Dupont Imron)			
Baja Yellow	H7850U	4175 461	1175 461
Juneau White	H7848U	4175 462	1175 462
Ocala Orange	H7857UM	4175 463	1175 463
Madrid Red	H7851UM	4175 464	1175 464
Bahama Blue	H7853U	4175 465	1175 465
Avocado	H7852U	4175 466	1175 466
Las Vegas Gold	5242U	4176 121	1176 121
Dakota Black	99U	4175 467	1175 467
Denver Brown	H7859U	4176 122	1176 122
Matador Red	H7858U	4175 468	1175 468
Royal Blue	H7856U	4175 469	1175 469
Hickory Brown	H7855U	4175 470	1175 470
Silver	45431U	4176 123	1176 123
Lime Green	H7854U	4175 460	1175 460
Sage Green	K7887U	4176 132	1176 132
Firethorn	K7888UW	4176 133	1176 133
Buckskin	K7890U	4176 135	1176 135
Dark Blue	K7891U	4176 136	1176 136
Platinum Gray	N7819U	4176 126	1176 126
Sandalwood Tan	N7818U	4176 127	1176 127
Catalyst (Activator)	192S	4179 950	1179 950
Reducer	8485S	4179 145	1179 145
Retarder	8100S	4179 559	1179 559
Accelerator	189S	4179 951	
POLYURETHANE PRIMER (Dupont Imron)			
Wash Primer	B9287	4170 766	1170 766
Wash Primer Thinner	K1733	4179 452	1179 452
Acid Thinner	B9289	4179 403	1179 403

TABLE OF CONTENTS

FIGURE NUMBER	FIGURE TITLE	GRID NUMBER
1	View of Complete Airplane	1A13
SECTION I WING GROUP		
2	Wing Installation	1A14
3	Wing Leading Edge Assembly (PA-32-260 S/N 32-1 and up, PA-32-300 S/N 32-40000 to 32-7840222 incl)	1A20
3A	Wing Leading Edge Assembly (PA-32-300 S/N 7940001 and up, PA-32R-300 S/N 32R-7680001 and up)	1B1
4	Wing Trailing Edge Assembly (PA-32-260/300)	1B4
5	Wing Trailing Edge Assembly (PA-32R-300)	1B8
6	Flap Assembly	1B12
7	Aileron Assembly	1B15
SECTION II FUSELAGE GROUP		
8	Complete Fuselage	1C1
9	Upper Forward Cockpit Assembly (PA-32-260/300)	1C9
10	Upper Forward Cockpit Assembly (PA-32R-300)	1C14
11	Upper Center Cockpit Assembly	1C18
12	Upper Aft Cockpit Assembly	1D1
13	Lower Forward Cockpit Assembly	1D5
14	Lower Aft Cockpit Assembly	1D10
15	Fuselage Aft Section	1D14
16	Enclosure Installation (PA-32-260 S/N 32-1 to 31-7200055 incl , PA-32-300 S/N 32-40000 to 32-7240147 incl)	1D18
17	Enclosure Installation (PA-32-260 S/N 32-7300001 to 32-7300076 incl , PA-32-300 S/N 32-7340001 to 32-7340201 incl)	1E1
18	Enclosure Installation (PA-32-260 S/N 32-7400001 and up, PA-32-300 S/N 32-7440001 and up, PA-32R-300 S/N 32R-7680001 and up)	1E5
19	Forward Cabin Door (PA-32-260 S/N 32-1 to 32-7600001 incl , PA-32-300 S/N 32-40000 to 32-7640029 incl , PA-32R-300 S/N 32R-7680001 to 32R-7680013 incl)	1E9
19A	Forward Cabin Door (PA-32-260 S/N 32-7600002 and up, PA-32-300 S/N 32-7640030 and up, (PA-32R-300 S/N 32R-7680014 and up)	1E15
20	Aft Cabin Door	1E19
21	Forward Baggage Door	1F1
22	Aft Cargo Door (PA-32-260 S/N 32-1 to 32-7300076 incl , PA-32-300 S/N 32-40000 to 32-7340201 incl)	1F4
23	Aft Cargo Door (PA-32-260 S/N 32-7400001 and up, PA-32-300 S/N 32-7440001 and up, PA-32R-300 S/N 32R-7680001 and up)	1F8
24	Cockpit Finishing Installation	1G1
24A	Window Curtains Installation (PA-32-260 S/N 32-7700001 and up, PA-32-300 S/N 32-7740001 and up, PA-32-300 S/N 32R-7780001 and up)	1G19
25	Carpet Installation	1H1
26	Headliner Installation (PA-32-360 S/N 32-1 to 32-7300076 incl , PA-32-300 S/N 32-40000 to 32-73040201 incl)	1H14
27	Headliner and Forward Fresh Air Duct Installation (PA-32-260 S/N 32-7400001 and up, PA-32-300 S/N 32-7440001 and up, PA-32R-300 S/N 32R-7680001 and up)	1H17
28	Aft Fresh Air Duct Installation (PA-32-260 S/N 32-7400001 and up, PA-32-300 S/N 32-7440001 and up, PA-32R-300 S/N 32R-7680001 and up)	1H20

TABLE OF CONTENTS

FIGURE NUMBER FIGURE TITLE GRID NUMBER

SECTION II (cont)
FUSELAGE GROUP

29	Seats Installation	1I1
30	Vertically Adjustable Front Seat Assembly (PA-260 S/N 32-1251 to 32-7400009 incl , PA-32-300 S/N 32-40851 to 32-7440027 incl)	1I12
31	Vertically Adjustable Front Seat Assembly (PA-32-260 S/N 32-7400010 and up, PA-32-300 S/N 32-7440028 and up, PA-32R-300 S/N 32R-7680001 and up)	1I15
32	7th Seat Installation	1I20
32A	Aft Facing Seat Assembly - Center (PA-32-260 S/N 32-7700001 and up, PA-32-300 S/N 32-7740001 and up, PA-32R-300 S/N 32R-7680001 and up)	1J1
32B	Club Seating Installation (PA-32-260 S/N 32-7700001 and up, PA-32-300 S/N 32-7740001 and up, PA-32R-300 S/N 32R-7680001 and up)	1J4
33	Instrument Panel Installation (PA-32-260 S/N 32-1 to 32-1110 incl , PA-32-300 S/N 32-40000 to 32-40565 incl)	1J7
34	Instrument Panel Installation (PA-32-260 S/N 32-1111 and up, PA-32-300 S/N 32-40566 and up, PA-32R-300 S/N 32R-7680001 and up)	1J11
35	Vacuum System Installation (PA-32-260 S/N 32-1 to 32-896 incl , PA-32-300 S/N 32-40000 to 32-40292 incl)	1J20
36	Vacuum System Installation (PA-32-260 S/N 32-897 and up, PA-32-300 S/N 32-40293 and up, PA-32R-300 S/N 32R-7680001 and up)	1K1
37	Pitot Static System Installation	1K4
38	Cabin Heat and Defroster System (PA-32-260/300)	1K8
39	Cabin Heat and Defroster System (PA-32R-300)	1K13
40	Cabin Overhead Air Vent Installation (PA-32-260 S/N 32-1 to 32-1320 incl , PA-32-300 S/N 32-40000 to 32-41018 incl)	1K17
41	Cabin Overhead Air Vent Installation (PA-32-260 S/N 32-7100001 to 32-7300076 incl , PA-32-300 S/N 32-7140001 to 32-7340201 incl)	1K20
42	Air Conditioning Compressor, Refrigerant Lines and Alternator Installation (PA-32-300 S/N 32-40853, 32-7240056 and up, PA-32R-300 S/N 32R-7680001 and up)	1L1
43	Air Conditioning Duct and Evaporator Installation (PA-32-300 S/N 32-40853, 32-7240056 and up, PA-32R-300 S/N 32R-7680001 and up)	1L5
44	Air Conditioning Condenser Installation (PA-32-300 S/N 32-40853, 32-7240056 and up, PA-32R-300 S/N 32R-7680001 and up)	1L8

SECTION III
TAIL SURFACES GROUP

45	Tail Surfaces Installation	1L12
46	Stabilator Assembly	1L16
47	Fin and Rudder Assemblies	1L19

SECTION IV
CHASSIS GROUP

48	Nose Gear Installation (PA-32-260/300)	2A6
49	Nose Gear Strut Assembly (PA-32-260/300)	2A10
50	Nose Gear Installation (PA-32R-300)	2A14
51	Nose Gear Assembly (PA-32R-300)	2A19
52	Nose Wheel Assembly (Cleveland)	2B1
52A	Nose Wheel Assembly (McCauley)	2B4
52B	Nose Wheel Assembly (McCauley)	2B7

TABLE OF CONTENTS

FIGURE NUMBER	FIGURE TITLE	GRID NUMBER
SECTION IV (cont) CHASSIS GROUP		
53	Main Gear Installation (PA-32-260/300)	2B10
54	Main Gear Installation (PA-32R-300)	2B14
55	Main Gear Assembly (PA-32R-300)	2B18
56	Main Wheel Assembly	2B22
57	EDO Float Installation (PA-32S-300)	2C1
58	Wheel Fairing Installation (PA-32-260 S/N 32-1 to 32-7700023 incl , PA-32-300 S/N 32-40000 to 32-7740113 incl)	2C5
58A	Wheel Fairing Installation (PA-32-260 S/N 32-7800001 and up, PA-32-300 S/N 32-7840001 and up)	2C8
59	Strut Fairing Installation (PA-32-260/300)	2C12
60	Hand Brake Installation	2C15
61	Brake Assembly	2C19
62	Landing Gear Door Installation (PA-32R-300)	2C22
63	Toe Brake Installation	2D1
64	Toe Brake Master Cylinder Assembly	2D4
SECTION V HYDRAULIC GROUP		
65	Hydraulic System Installation (PA-32R-300)	2D7
SECTION VI POWER PLANT GROUP		
66	Power Plant Installation (PA-32-260)	2D11
67	Power Plant Installation (PA-32-300 S/N 32-40000 to 32-7540198 incl)	2D15
67A	Power Plant Installation (PA-32-300 S/N 32-7640001 and up)	2D19
68	Power Plant Installation (PA-32R-300)	2E1
69	Engine Exhaust System Installation (PA-32-260)	2E5
70	Engine Exhaust System Installation (PA-32-300 S/N 32-40000 to 32-7540198 incl)	2E8
71	Engine Exhaust System Installation (PA-32-300 S/N 32-7640001 and up, PA-32R-300 S/N 32R-7680001 and up)	2E11
72	Engine Baffle Installation (PA-32-260)	2E14
73	Engine Baffle Installation (PA-32-300/R300)	2E17
74	Engine Cowl Assembly (PA-32-260/300)	2E20
75	Engine Cowl Assembly (PA-32R-300)	2F1
76	Engine Controls Installation (PA-32-260 S/N 32-1 to 32-1110 incl)	2F4
77	Engine Controls Installation (PA-32-260 S/N 32-1111 to 32-7200055 incl)	2F7
78	Engine Controls Installation (PA-32-260 S/N 32-7300001 and up)	2F11
79	Engine Controls Installation (PA-32-300 S/N 32-40000 to 32-40565 incl)	2F15
80	Engine Controls Installation (PA-32-300 S/N 32-40566 and up)	2F19
81	Engine Controls Installation (PA-32R-300)	2G1
82	Constant Speed Propeller Installation (PA-32-260 S/N 32-1 to 32-1110 incl)	2G6
83	Constant Speed Propeller Installation (PA-32-260 S/N 32-1111 to 32-7200055 incl)	2G9
84	Propeller Assembly	2G13

TABLE OF CONTENTS

FIGURE NUMBER	FIGURE TITLE	GRID NUMBER
SECTION VII		
FUEL SYSTEM GROUP		
85	Forward Fuel System Installation (PA-32-260)	2G17
86	Aft Fuel System Installation (PA-32-260)	2H1
87	Forward Fuel System Installation (PA-32-300/R300)	2H6
88	Aft Fuel System Installation (PA-32-300 S/N 32-40000 to 32-78400222 incl).	2H10
89	Aft Fuel System Installation (PA-32-300 S/N 32-7940001 and up, PA-32R-300 S/N 32R-7680001 and up)	2H14
90	Fuel Tank Assemblies (PA-32-260 S/N 32-1 and up, PA-32-300 S/N 32-40000 to 32-7840222 incl).	2H18
91	Fuel Tank Assemblies (PA-32-300 S/N 32-7940001 and up, PA-32R-300 S/N 32R-7680001 and up)	2H21
SECTION VIII		
CONTROL SYSTEM GROUP		
92	Control System Installation	2I1
93	Flap Control Installation	1I6
94	Stabilator Trim Installation	2I10
95	Rudder Trim Mechanism Installation	2I14
96	Control Wheel Installation	2I17
97	Rudder Pedal Installation	2I22
SECTION IX		
ELECTRICAL SYSTEM GROUP		
98	Electrical System Installation (PA-32-260/300)	2J1
99	Electrical System Installation (PA-32R-300)	2J5
100	Instrument Panel Electrical Installation (PA-32-260 S/N 32-1 to 32-1110 incl , PA-32-300 S/N 32-40000 to 32-40565 incl).	2J9
101	Instrument Panel Electrical Installation (PA-32-260 S/N 32-1111 and up, PA-32-300 S/N 32-40566 and up, PA-32R-300 S/N 32R-7680001 and up)	2J12
102	Battery Box Installation	2J16
103	Alternator Installation (Chrysler)	2J19
104	External Power Supply Installation (PA-32-260/300)	2K1
105	External Power Supply Installation (PA-32R-300)	2K4
106	Strobe Lights Installation (PA-32-260/300)	2K7
107	Air Conditioning Electrical Installation (PA-32-300 S/N 32-40853, 32-740056 and up, PA-32R-300 S/N 32R-7680001 and up)	2K10
108	Alternator Assembly (Prestolite) (PA-32-300 S/N 32-40853, 32-7240056 and up, PA-32R-300 S/N 32R-7680001 and up)	2K13
SECTION X		
ELECTRONICS GROUP		
109	Piper PM-1 Marker Beacon Installation (PA-32-260/300)	3A4
110	Piper Automatic Locator (ELT) Installation (Garrett Mfg Ltd)	3A7
110A	Piper Automatic Locator (ELT) Installation (Communications Components Corp)	3A10
110B	Piper Automatic Locator (ELT) Installation (Narco Avionics)	3A13
111	Radio, Antenna System and Static Wicks Installation	3A16
112	Radio Junction Boxes	3A20

TABLE OF CONTENTS

FIGURE NUMBER	FIGURE TITLE	GRID NUMBER
SECTION X (cont)		
ELECTRONICS GROUP		
113	Electric Trim Installation	3B1
114	AutoFlite Installation (PA-32-260 S/N 32-1 to 31-1320 incl , PA-32-300 S/N 32-40000 to 32-41018 incl)	3B4
115	AutoFlite II Installation (PA-32-260 S/N 32-7100001 and up, PA-32-300 S/N 32-71400001 and up, PA-32R-300 S/N 32R-7680001 and up)	3B7
116	AutoControl II Installation (PA-32-260/300)	3B10
117	AutoControl III and III B Installation	3B13
118	AltiMatic III Installation (PA-32-260 S/N 32-451 to 32-1110 incl , PA-32-300 S/N 32-40000 to 32-40565 incl)	3B16
119	Altimatic III C Installation (PA-32-260 S/N 32-7500001 and up, PA-32-300 S/N 32-7540001 to 32-7840222 incl , PA-32R-300 S/N 32R-7680001 and up)	3B20
119A	AltiMatic III C Installation (PA-32-300 S/N 32-7940001 and up)	3C1
120	Radar Altimeter Installation (PA-32-260 S/N 32-7600001 and up, PA-32-300 S/N 32-7640001 and up, PA-32R-300 S/N 32R-7680001 and up)	3C5
121	Encoder Installation (Narco - AR500 & United - 5125-P3) (PA-32-260 S/N 32-7700001 and up, PA-32-300 S/N 32-7740001 and up, PA-32R-300 S/N 32R-7780001 and up) ..	3C8
122	Radar System Installation (32-300 S/N 32-7940063 and up)	3C11
	Radio Installation Drawings	3C14
SECTION XI		
MISCELLANEOUS GROUP		
123	Placards and Exterior Stencils (PA-32-260 S/N 32-1 to 32-1110 incl , PA-32-300 S/N 32-40000 to 32-40565 incl)	3C17
124	Placards and Exterior Stencils (PA-32-260 S/N 32-1111 and up, PA-32-300 S/N 32-40566 and up, PA-32R-300 S/N 32R-7680001 and up) ..	3D1
	Optional Equipment Kits and Repair Kits	3D7
	NUMERICAL INDEX	3D10

PIPER PARTS CATALOG

MISCELLANEOUS XI

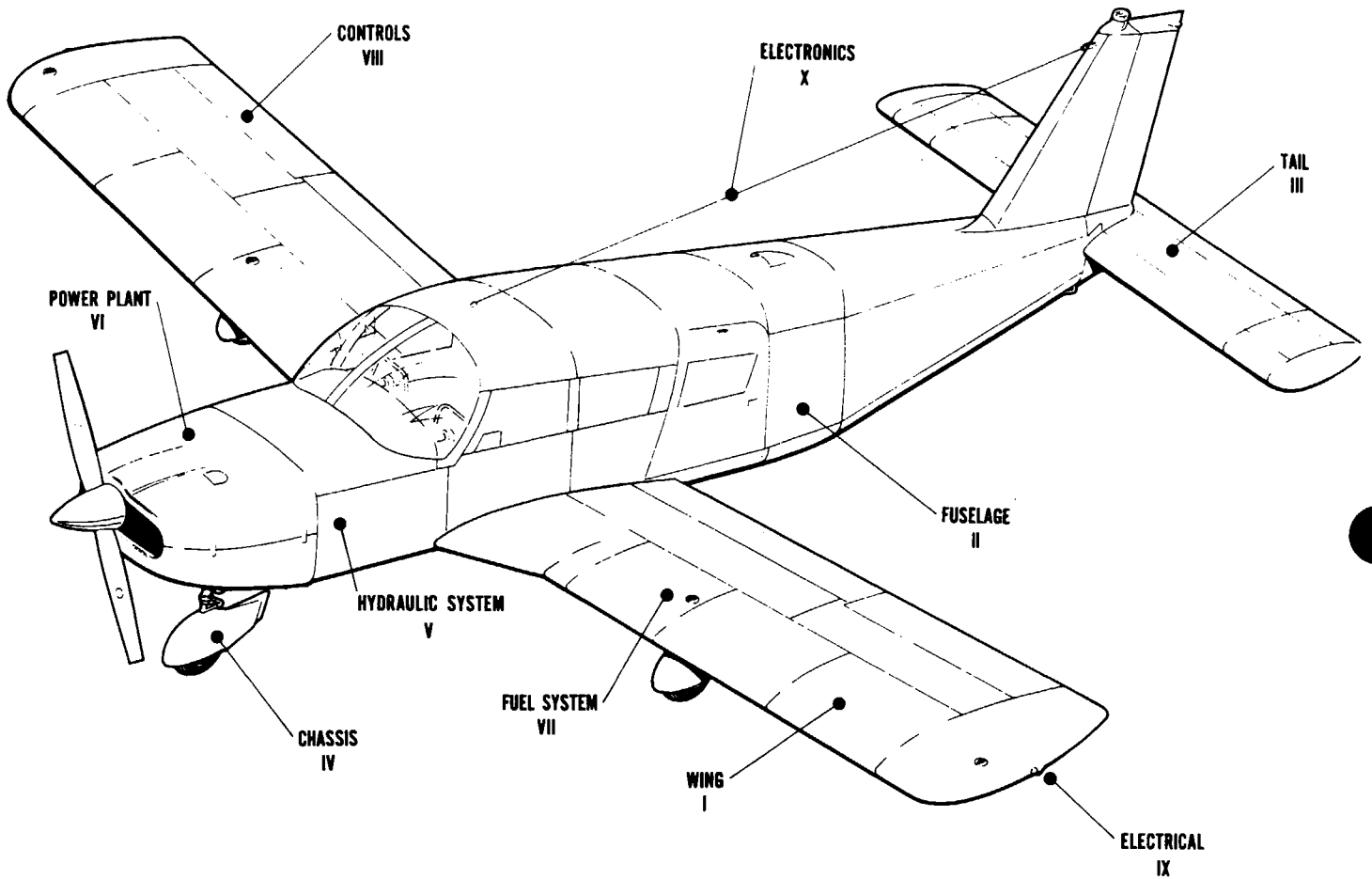


Figure 1. Complete Airplane

1A13

REVISED: SEPTEMBER 1976

PA-32-260
PA-32-300
PA-32R-300

PIPER PARTS CATALOG

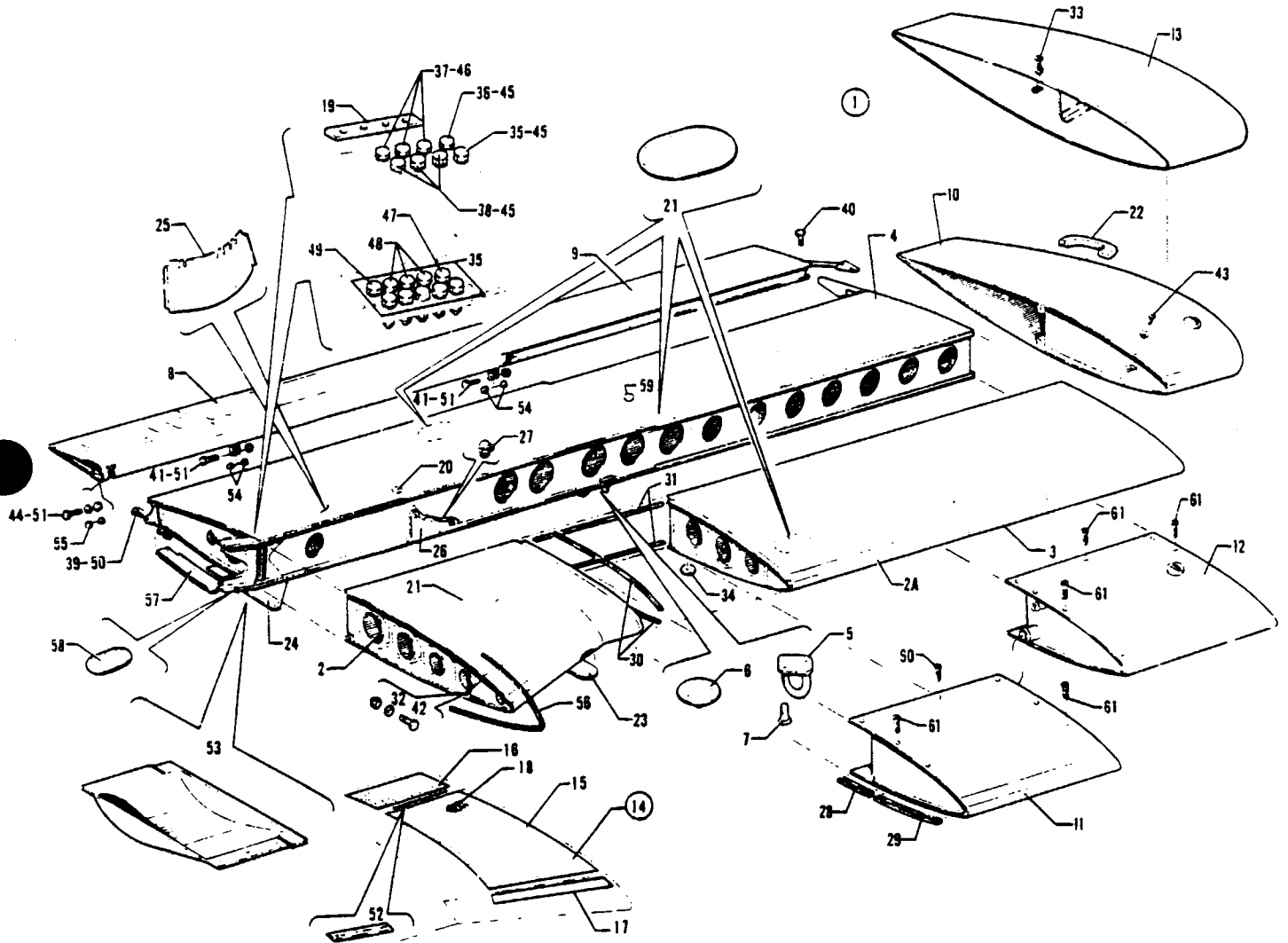


Figure 2 Wing Installation

REVISED: APRIL 1980

1A14

PA-32-260
PA-32-300
PA-32R-300

PIPER PARTS CATALOG

CODE EXPLANATIONS FOR FIGURE 2

- A - Used on PA-32S-300 Seaplane Model only
- B - See Figure 3 or 3A for component parts
- C - See Figure 4 for component parts
- D - See Figure 5 for component parts
- E - See Figure 6 for component parts
- F - See Figure 7 for component parts
- G - See Figure 90 for component parts
- H - See Figure 91 for component parts
- J - Used on PA-32-300 with serial numbers 32-7940001 to 32-7940253 inclusive, and PA-32R-300 with serial numbers 32R-7680001 and up
- K - Used on PA-32-300 with serial numbers 32-7940001 and up, and PA-32R-300 with serial numbers 32R-7680001 and up
- L - Used on PA-32-260 only and PA-32-300 only
- M - Used on PA-32R-300 only
- N - Used on PA-32-260 with serial numbers 32-451 and up, PA-32-300 with serial numbers 32-40000 and up, and PA-32R-300
- O - Used on PA-32-260 with serial numbers 32-451 to 32-1113 inclusive and PA-32-300 with serial numbers 32-40000 to 32-40620 inclusive
- P - Used on PA-32-260 with serial numbers 32-1114 and up, PA-32-300 with serial numbers 32-40621 and up, and PA-32R-300
- Q - This assembly includes brake lines, hydraulic lines, fuel lines, electrical harness, inspection cover plates, cable guard tubes, and air vent duct tubes
- R - See Figure 3A for component parts
- S - Complete kit required if replacing safety walk compound painted on wing
- T - Used on PA-32-300 only
- U - Used on PA-32-260 with serial numbers 32-1 and up, and PA-32-300 with serial numbers 32-40000 to 32-7840222 inclusive
- V - This assembly includes brake lines, fuel lines, pitot lines (in left wing only), inspection cover plates and air vent duct tubes
- W - These parts must be ordered from Service Spares Department, Piper Aircraft, Lock Haven, Penna

PIPER PARTS CATALOG

Figure and Index Number	Part Number	Code	NOMENCLATURE	No. Req.	SERIAL NUMBERS AFFECTED
2-	68100	U	DRAWING - Wing Installation		
	38404	T	DRAWING - Wing Installation		32-7940001 and up
	38121	M	DRAWING - Wing Installation		
	66600	U	DRAWING - Wing Assembly (Complete)		
	69555	A	DRAWING - Wing Assembly (Complete)		32S-40000 to 32S-7240147 incl
-1	66601-00	U	WING ASSEMBLY - Left	1	
	38404-900	T,V	WING ASSEMBLY - Left	1	32-7940001 and up
	38121-900	M,Q	WING ASSEMBLY - Left	1	
	69555-02	A	WING ASSEMBLY - Left	1	32S-40000 to 32S-7240147 incl
	66601-01	U	WING ASSEMBLY - Right	1	
	38404-901	T,V	WING ASSEMBLY - Right	1	32-7940001 and up
	38121-901	M,Q	WING ASSEMBLY - Right	1	
-2	69555-03	A	WING ASSEMBLY - Right	1	32S-40000 to 32S-7240147 incl
	66595-00	B,U	* LEADING EDGE ASSEMBLY - Wing inboard, left	1	
	69554-00	A,B	* LEADING EDGE ASSEMBLY - Wing inboard, left	1	32S-40000 to 32S-7240147 incl
	38404-906	T,R	* LEADING EDGE ASSEMBLY - Wing inboard, left	1	32-7940001 and up
	38121-906	B,M	* LEADING EDGE ASSEMBLY - Wing inboard, left	1	
	66595-01	B,U	* LEADING EDGE ASSEMBLY - Wing inboard, right	1	
	38404-907	T,R	* LEADING EDGE ASSEMBLY - Wing inboard, right	1	32-7940001 and up
	69554-01	A,B	* LEADING EDGE ASSEMBLY - Wing inboard, right	1	32S-40000 to 32S-7240147 incl
	38121-907	B,M	* LEADING EDGE ASSEMBLY - Wing inboard, right	1	
	-2a	38121-910	M,R	* LEADING EDGE ASSEMBLY - Wing center, left	1
38404-910		R,T	* LEADING EDGE ASSEMBLY - Wing center, left	1	32-7940001 and up
38121-911		M,R	* LEADING EDGE ASSEMBLY - Wing center, right	1	
-3	38404-910	R,T	* LEADING EDGE ASSEMBLY - Wing center, right	1	32-7940001 and up
	66770-00	B,U	* LEADING EDGE ASSEMBLY - Wing outboard, left	1	
	38404-908	R,T	* LEADING EDGE ASSEMBLY - Wing outboard, left	1	32-7940001 and up
	38121-908	B,M	* LEADING EDGE ASSEMBLY - Wing outboard, left	1	
	66770-01	B,U	* LEADING EDGE ASSEMBLY - Wing outboard, right	1	
	38404-909	R,T	* LEADING EDGE ASSEMBLY - Wing outboard, right	1	32-7940001 and up
	38121-909	B,M	* LEADING EDGE ASSEMBLY - Wing outboard, right	1	
-4	66602-00	C,U	* TRAILING EDGE ASSEMBLY - Wing aft section, left	1	
	38404-912	C,T	* TRAILING EDGE ASSEMBLY - Wing aft section, left	1	32-7940001 and up
	66602-04	A,C	* TRAILING EDGE ASSEMBLY - Wing aft section, left	1	32S-40000 to 32S-7240147 incl
	38121-912	D,M	* TRAILING EDGE ASSEMBLY - Wing aft section, left	1	
	66602-01	C,U	* TRAILING EDGE ASSEMBLY - Wing aft section, right	1	
	38404-913	C,T	* TRAILING EDGE ASSEMBLY - Wing aft section, right	1	32-7940001 and up
	66602-05	A,C	* TRAILING EDGE ASSEMBLY - Wing aft section, right	1	32S-40000 to 32S-7240147 incl
-5	38121-913	D,M	* TRAILING EDGE ASSEMBLY - Wing aft section, right	1	
	18457-00	W	* RING - Tie down	1	
-6	35725-02		* PAD - Jack	1	
-7	410 043	W	* SCREW - (MS24694-S56)	2	
-8	68123-00	E	FLAP ASSEMBLY - Left	1	32-1 to 32-450 inclusive
	68123-03	E	FLAP ASSEMBLY - Right	1	32-1 to 32-450 inclusive
	65591-00	E,N	FLAP ASSEMBLY - Left	1	
	65590-01	E,N	FLAP ASSEMBLY - Right	1	
	68105-00	F	AILERON ASSEMBLY - Left	1	32-1 to 32-450 inclusive
-9	68129-00	F,O	AILERON ASSEMBLY - Left	1	
	66767-00	F,P	AILERON ASSEMBLY - Left	1	
	68105-01	F	AILERON ASSEMBLY - Right	1	32-1 to 32-450 inclusive
	68129-01	F,O	AILERON ASSEMBLY - Right	1	
	66767-01	F,P	AILERON ASSEMBLY - Right	1	
-10	65815-04	G,U	TANK ASSEMBLY - Fuel, wing tip, left	1	
	65815-05	G,U	TANK ASSEMBLY - Fuel, wing tip, right	1	
-11	63998-16	G,U	TANK ASSEMBLY - Fuel, wing, inboard, left	1	
	95071-04	H,K	TANK ASSEMBLY - Fuel, wing, inboard, left	1	
	63998-17	G,U	TANK ASSEMBLY - Fuel, wing, inboard, right	1	
	95071-05	H,K	TANK ASSEMBLY - Fuel, wing, inboard, right	1	

When ordering, always specify Part Number, Description and Serial Number of Aircraft

PIPER PARTS CATALOG

Figure and Index Number	Part Number	Code	NOMENCLATURE	No. Req.	SERIAL NUMBERS AFFECTED
2-12	95070-04	H,K	TANK ASSEMBLY - Fuel, wing, outboard, left	1	
	95070-05	H,K	TANK ASSEMBLY - Fuel, wing, outboard, right	1	
-13	38102-00	K	TIP ASSEMBLY - Wing, left	1	
	38102-01	K	TIP ASSEMBLY - Wing, right	1	
-14	763 848	S	KIT - Pressure sensitive wing walk installation	1	
-15	79174-00		* WING WALK - Safety, wing, right, complete	1	
-16	79174-04		* WING WALK - Safety, flap	1	
-17	69736-02		* RETAINER - Wing walk	1	
-18	179 872		SAFETY WALK COMPOUND - Black (one quart can)	AR	
-19	62121-00		SHIM - Wing attachment	2	
-20	63595-00	U	BUTTON ASSEMBLY - Plug, gear service access (with retaining ring)	2	
				2	
-21	62109-00	U	COVER - Inspection	2	
	62109-00	K	COVER - Inspection	4	
-22	761 077	A,W	KIT - Assist handle replacement	2	32S-40000 to 32S-7240147 incl
-23	38118-05	K	COVER - Inspection	2	
-24	38169-00		PLATE - Gusset	2	
-25	67164-00	M	COVER - Cylinder access, left	1	
	67164-01	M	COVER - Cylinder access, right	1	
-26	95643-06	M	BRACKET ASSEMBLY - Main gear truss, left	1	
	95643-07	M	BRACKET ASSEMBLY - Main gear truss, right	1	
-27	460 801	M,W	* FITTING - Lubricator, 90 degrees (MS15001-4)	1	
-28	96926-00		CHANNEL - Gang, self locking nut assembly	2	
-29	96927-00		CHANNEL - Gang, self locking nut assembly	2	
-30	406 940		CHANNEL - Gang (PS10062-2-3) length 24 50 inches	8	
	96926-00		CHANNEL - Gang length 7 00 inches	8	
	406 942		CHANNEL - Gang (PS10062-2-7) length 17 00 inches	8	
-31	406 927		CHANNEL - Gang (PS10062-2-2) length 27 64 inches	4	
-32	402 680	K	BOLT - (NAS1104-17)	2	
	407 565	K,W	WASHER - (AN960-416) (under nut)	4	
	406 637	J	NUT - (MS21045-4)	2	
	404 530	T	NUT - (MS21042-4)	2	32-7940254 and up
-33	414 763	M,W	SCREW - (MS24693-S50)	52	
	510 058	T	SCREW - (NAS514P832-8)	52	32-7940001 and up
	494 101	K,W	WASHER - (PS10092-1-2C)	52	
	477 672	M	NUT - (PS10065-5-1)	52	
	477 672	T	NUT - (PS10065-5-1)	4	32-7940001 and up
	477 674	T	NUT - (PS10065-5-4)	48	32-7940001 and up
-34	483 372	A,W	GROMMET - (AN231-A4)	2	32S-40000 to 32S-7240147 incl
-35	402 352	U,W	BOLT - (AN176-13A)	22	
	407 567	U,W	WASHER - (AN960-616)	32	
	96352-03	U	WASHER	26	
	404 890	U,W	NUT - (MS20365-624C)	22	
-36	402 349	U	BOLT - (AN176-14A)	2	
	407 567	U,W	WASHER - (AN960-616)	6	
	404 890	U,W	NUT - (MS20365-624C)	2	
-37	402 352	U,W	BOLT - (AN176-13A)	6	
	407 567	U,W	WASHER - (AN960-616)	18	
	404 890	U,W	NUT - (MS20365-624C)	6	
-38	402 351	U	BOLT - (AN176-12A)	6	
	407 567	U,W	WASHER - (AN960-616)	12	
	96352-03	U	WASHER	6	
	404 890	U,W	NUT - (MS20365-624C)	6	

When ordering, always specify Part Number, Description and Serial Number of Aircraft

PIPER PARTS CATALOG

Figure and Index Number	Part Number	Code	NOMENCLATURE	No. Req.	SERIAL NUMBERS AFFECTED
2-39	401 186	U,W	BOLT - (AN5-6A)	2	
	401 187	U,W	BOLT - (AN5-7A)	2	
	402 690	A	BOLT - (NAS1105-7)	2	32S-40000 to 32S-7240147 incl
	407 566	U,W	WASHER - (AN960-516)	2	
	404 889	U,W	NUT - (MS20365-524C)	2	
	406 946	A	NUT - (NAS678-A5)	2	32S-40000 to 32S-7240147 incl
-40	416 327	K	SCREW - (AN525-10RB)	16	
	415 320	U	SCREW - (MS27039-1-10)	16	
	407 564	W	WASHER - (AN960-10)	16	
	404 887	W	NUT - (MS20365-1032C)	16	
-41	401 270	L,W	BOLT - (AN3-11A)	4	
	407 564	L,W	WASHER - (AN960-10)	4	
	404 887	L,W	NUT - (MS20365-1032C)	4	
-42	400 008	U,W	BOLT - (AN4-13A)	2	
	402 681	A	BOLT - (NAS1104-15)	2	32S-40000 to 32S-7240147 incl
	407 565	U,W	WASHER - (AN960-416) (Under nut)	2	
	407 585	U,W	WASHER - (AN960-416L) (Under nut)	2	
	406 837	U	NUT - (MS21045-4)	2	
	406 945	A	NUT - (NAS679-A4)	2	32S-40000 to 32S-7240147 incl
-43	414 467	U	SCREW - (MS24693-C51)	52	
	494 101	U,W	WASHER - (PS10092-1-2C)	52	
	477 672	U	NUT - (MU832-025/050-L-F10)	52	
-44	400 444	L,W	BOLT - (AN3-13A)	2	
	407 564	L,W	WASHER - (AN960-10)	2	
	404 887	L,W	NUT - (MS20365-1032C)	2	
-45	402 366	K	BOLT - (AN176-15A)	8	
	407 567	K,W	WASHER - (AN960-616)	22	
	96352-03	K	WASHER	8	
	404 532	K	NUT - (MS21042-6)	8	
	402 349	K	BOLT - (AN176-14A)	8	
	407 567	K,W	WASHER - (AN960-616)	22	
-46	404 532	K	NUT - (MS21042-6)	8	
	402 349	K	BOLT - (AN176-14A)	4	
	407 567	K,W	WASHER - (AN960-616)	4	
	404 532	K	NUT - (MS21042-6)	4	
-47	402 349	K	BOLT - (AN176-14A)	4	
	407 567	K,W	WASHER - (AN960-616)	4	
	96352-03	K	WASHER	4	
	404 532	K	NUT - (MS21042-6)	4	
-48	402 349	K	BOLT - (AN176-14A)	12	
	407 567	K,W	WASHER - (AN960-616)	24	
	96352-03	K	WASHER	12	
	404 532	K	NUT - (MS21042-6)	12	
-49	402 349	K	BOLT - (AN176-14A)	4	
	96352-03	K	WASHER	8	
	404 532	K	NUT - (MS21042-6)	4	
-50	402 915	K	BOLT - (NAS464P6LA6)	2	
	407 567	K,W	WASHER - (AN960-616)	2	
	404 532	K	NUT - (MS21042-6)	2	
-51	400 444	M,W	BOLT - (AN3-13A) Inboard	2	
	401 270	M,W	BOLT - (AN3-11A) Outboard	4	
	407 564	M,W	WASHER - (AN960-10)	6	
	404 887	M,W	NUT - (MS20365-1032C)	6	
-52	35664-02		PLACARD - Flap warning	1	
-53	63942-00		COVER - Wing bolt, left	1	
	63942-01		COVER - Wing bolt, right	1	

When ordering, always specify Part Number, Description and Serial Number of Aircraft

PIPER PARTS CATALOG

Figure and Index Number	Part Number	Code	NOMENCLATURE	No. Req.	SERIAL NUMBERS AFFECTED
2-54	63900-19		BUSHING - Flap hinge, center and outboard	8	
-55	63900-20		BUSHING - Flap hinge, inboard	4	
-56	65773-00		MOULDING - Wing root	2	
-57	67723-00		PLATE ASSEMBLY - Aft wing access, left	1	
	67723-01		PLATE ASSEMBLY - Aft wing access, right	1	
-58	38582-04	T	COVER - Inspection	2	32-7940001 and up
-59	453 966		BUTTON - Plug (HS48172-P5042)	2	
-60	415 312		SCREW - (MS27039-0812)	AR	
-61	415 309		SCREW - (MS27039-0809)	AR	

When ordering, always specify Part Number, Description and Serial Number of Aircraft

PIPER PARTS CATALOG

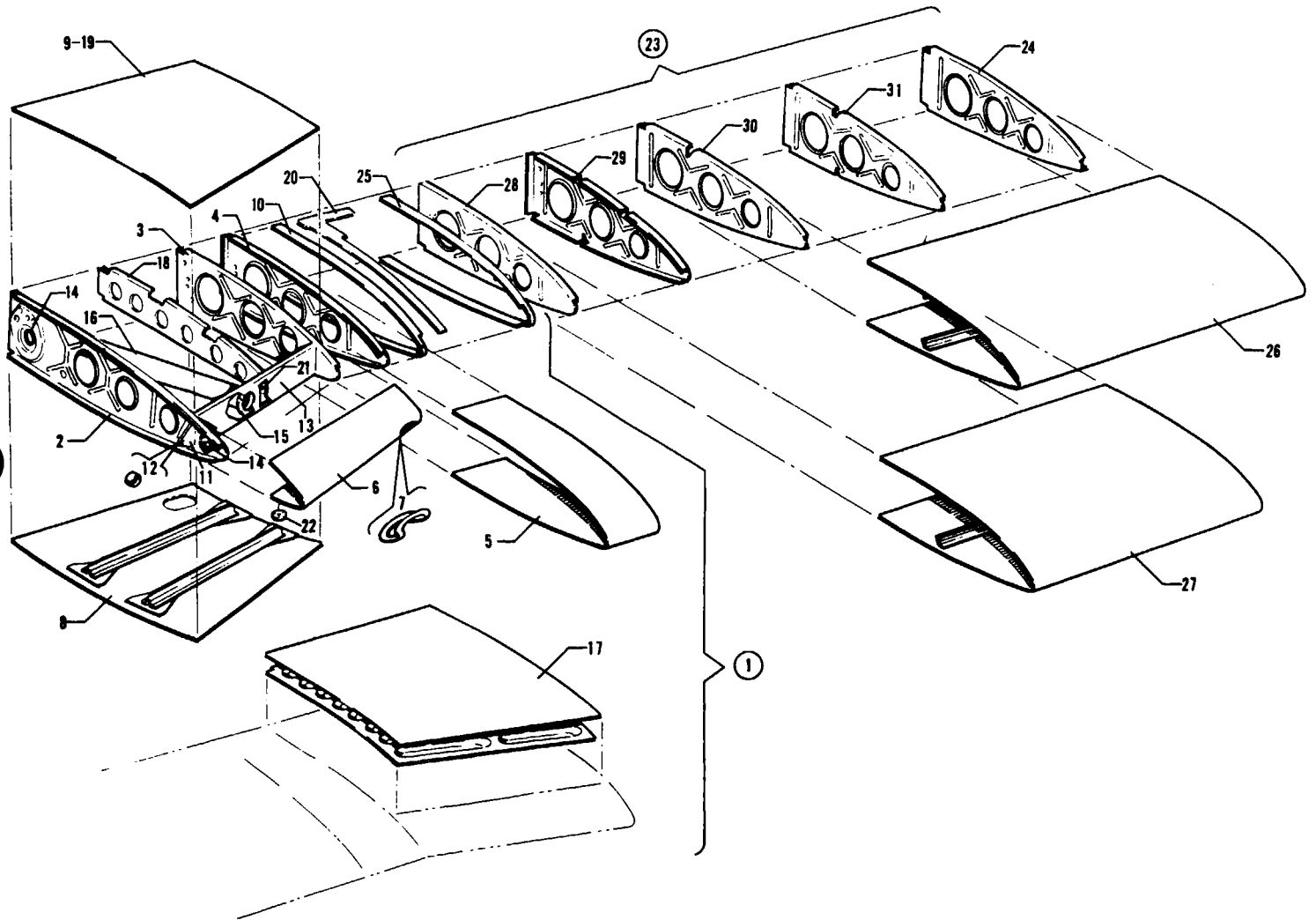


Figure 3 Wing Leading Edge Assembly
(PA-32-260 - Serial Nos 32-1 and up)
(PA-32-300 - Serial Nos 32-40000 to 32-7840222 incl)

PIPER PARTS CATALOG

CODE EXPLANATIONS FOR FIGURE 3

- A - Used on PA-32-260 with serial numbers 32-1 and up, and PA-32-300 with serial numbers 32-40000 to 32-7840222 inclusive
- B - Ascertain skin length and order accordingly
- C - Used on PA-32S-300 Seaplane Model only
- W - These parts must be ordered from Service Spares Department, Piper Aircraft, Lock Haven, Penna

PIPER PARTS CATALOG

Figure and Index Number	Part Number	Code	NOMENCLATURE	No. Req.	SERIAL NUMBERS AFFECTED
3-1	66595-00		LEADING EDGE ASSEMBLY - Wing inboard, left	1	
	69554-00	C	LEADING EDGE ASSEMBLY - Wing inboard, left	1	32S-40000 to 32S-7240147 incl
	66595-01		LEADING EDGE ASSEMBLY - Wing inboard, right	1	
	69554-01	C	LEADING EDGE ASSEMBLY - Wing inboard, right	1	32S-40000 to 32S-7240147 incl
-2	95639-02		RIB - Wing nose, root, left	1	
	95639-03		RIB - Wing nose, root, right	1	
-3	62021-00		RIB - Wing nose, Sta 49 25, left	1	
	62021-01		RIB - Wing nose, Sta 49 25, right	1	
-4	62022-02		RIB - Wing nose, Sta 57 00, left	1	
	62022-03		RIB - Wing nose, Sta 57 00, right	1	
-5	62084-00		SKIN - Inboard wing	1	
-6	68113-200		SKIN ASSEMBLY - Leading edge, left	1	
	68113-201		SKIN ASSEMBLY - Leading edge, right	1	
-7	68111-00		DOUBLER - Air inlet	1	
-8	62086-00		SKIN ASSEMBLY - Bottom, inboard root, left	1	
	62086-01		SKIN ASSEMBLY - Bottom, inboard root, right	1	
-9	62087-00		SKIN ASSEMBLY - Top, inboard root, left	1	
-10	62091-00		STRAP - Fuel tank attachment	1	
-11	66761-00		FITTING - Forward spar, left	1	
	66761-01		FITTING - Forward spar, right	1	
-12	63900-30		BUSHING - Front spar attachment	1	
-13	66623-00		SPAR - Leading edge, inboard, left	1	
	66623-01		SPAR - Leading edge, inboard, right	1	
-14	68119-00		GASKET - Air duct	2	
-15	66621-00		DOUBLER - Front spar	1	
-16	66620-00		TUBE ASSEMBLY - Air duct	1	
-17	62061-02		WING WALK - Forward, right	1	
-18	69212-00	C	RIB - Wing nose, Sta 36 36, left	1	32S-40000 to 32S-7240147 incl
	62066-00		RIB - Wing walk, Sta 36 22, right	1	
-19	69211-00	C	PLATE - Wing walk support, left	1	32S-40000 to 32S-7240147 incl
-20	96844-02	C	SPACER - Wing rib, Sta 57 00	1	32S-40000 to 32S-7240147 incl
-21	69213-00	C	CLIP - Wing nose rib, left	1	32S-40000 to 32S-7240147 incl
-22	463 372	C,W	GROMMET - (AN231-A4)	2	32S-40000 to 32S-7240147 incl
-23	66770-00		LEADING EDGE ASSEMBLY - Wing outboard, left	1	
	66770-01		LEADING EDGE ASSEMBLY - Wing outboard, right	1	
-24	62024-00		RIB - Wing nose, Sta 172 05, left	1	
	62024-01		RIB - Wing nose, Sta 172 05, right	1	
-25	62091-00		STRAP - Fuel tank attachment	1	
-26	62082-00	B	SKIN ASSEMBLY - Outboard, length 48 00, left	1	
	66771-00	B	SKIN ASSEMBLY - Outboard, length 47 30, left	1	
	62082-01	B	SKIN ASSEMBLY - Outboard, length 48 00, right	1	
	66771-01	B	SKIN ASSEMBLY - Outboard, length 47 30, right	1	
-27	62083-06	B	SKIN ASSEMBLY - Middle section, length 35 98, left	1	
	66772-00	B	SKIN ASSEMBLY - Middle section, length 36 58, left	1	
	62083-01	B	SKIN ASSEMBLY - Middle section, length 35 98, right	1	
	66772-01	B	SKIN ASSEMBLY - Middle section, length 36 58, right	1	
-28	62049-00		RIB - Wing nose, Sta 88 75, left	1	
	62049-01		RIB - Wing nose, Sta 88 75, right	1	
-29	62023-00		RIB - Wing nose, Sta 106 19, left	1	
	62023-01		RIB - Wing nose, Sta 106 19, right	1	
-30	62024-01		RIB - Wing nose, Sta 125 45, left	1	
	62024-00		RIB - Wing nose, Sta 125 45, right	1	
-31	62024-02		RIB - Wing nose, Sta 147 70, left	1	
	62024-03		RIB - Wing nose, Sta 147 70, right	1	

When ordering, always specify Part Number, Description and Serial Number of Aircraft

**1A23 THRU 1A24
INTENTIONALLY LEFT BLANK**

PIPER PARTS CATALOG

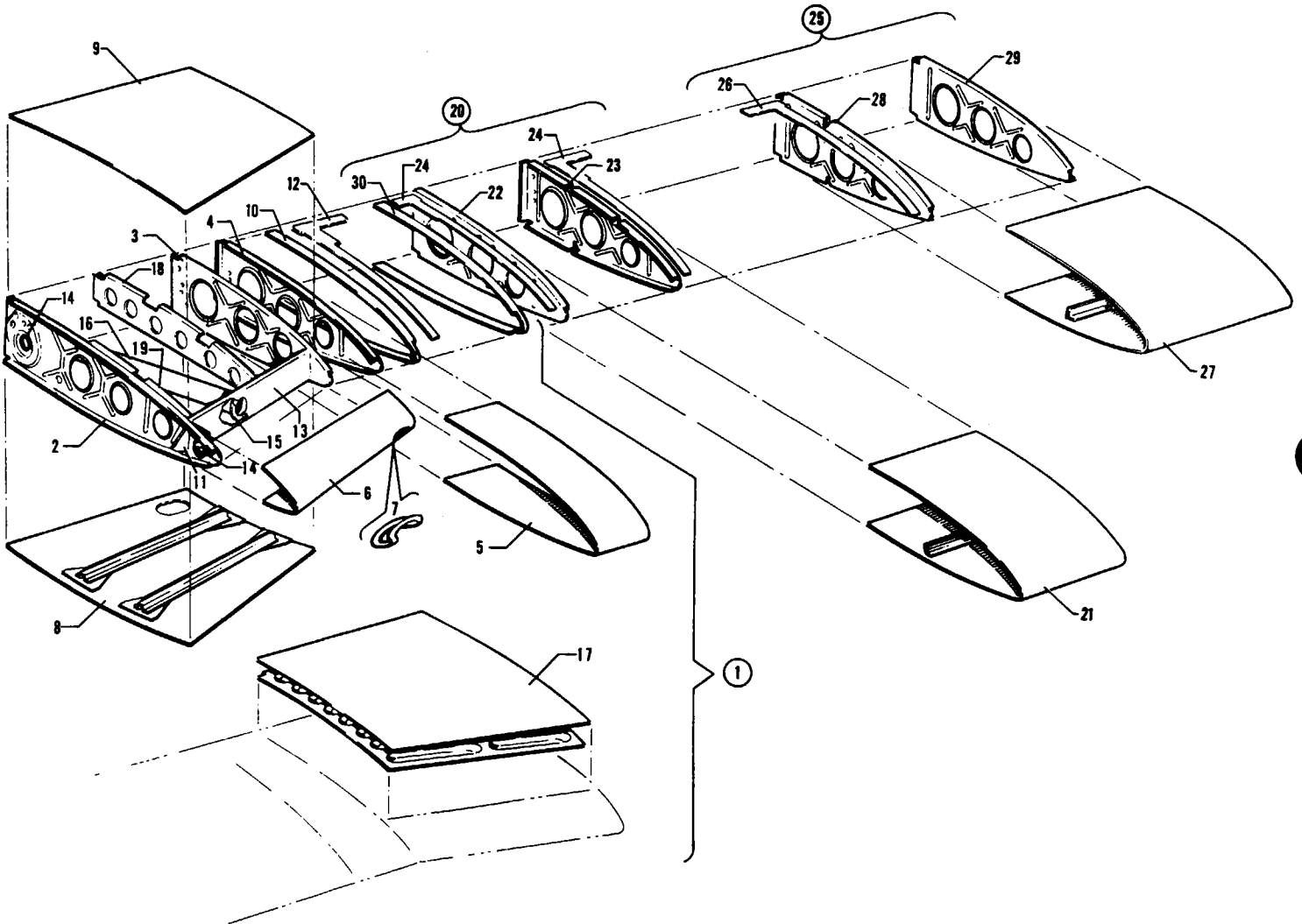


Figure 3A Wing Leading Edge Assembly
(PA-32-300 - Serial Nos 32-7940001 and up)
(PA-32R-300 - Serial Nos 32R-7680001 and up)

PIPER PARTS CATALOG

CODE EXPLANATIONS FOR FIGURE 3A

- A - Used on PA-32-300 with serial numbers 32-7940001 and up, and PA-32R-300 with serial numbers 32R-7680001 and up
- B - Used on PA-32R-300 only
- C - Used on PA-32-300 only

PIPER PARTS CATALOG

Figure and Index Number	Part Number	Code	NOMENCLATURE	No. Req.	SERIAL NUMBERS AFFECTED
3A-1	38121-906	B	LEADING EDGE ASSEMBLY - Wing inboard, left	1	32R-7680001 and up
	38404-906	C	LEADING EDGE ASSEMBLY - Wing inboard, left	1	32-7940001 and up
	38121-907	B	LEADING EDGE ASSEMBLY - Wing inboard, right	1	32R-7680001 and up
	38404-907	C	LEADING EDGE ASSEMBLY - Wing inboard, right	1	32-7940001 and up
-2	95639-02		* RIB - Wing nose, root, left	1	
	95639-03		* RIB - Wing nose, root, right	1	
-3	38223-00		* RIB - Wing nose, Sta. 49 25, left	1	
	38223-01		* RIB - Wing nose, Sta 49 25, right	1	
-4	62022-04		* RIB - Wing nose, Sta 57 00, left	1	
	62022-05		* RIB - Wing nose, Sta 57 00, right	1	
-5	38118-00		* SKIN ASSEMBLY - Inboard wing	1	
-6	68113-200		* SKIN ASSEMBLY - Leading edge, left	1	
	68113-201		* SKIN ASSEMBLY - Leading edge, right	1	
-7	68111-00		* * DOUBLER - Air inlet	1	
-8	38217-00		* SKIN ASSEMBLY - Bottom, inboard root, left	1	
	38217-01		* SKIN ASSEMBLY - Bottom, inboard root, right	1	
-9	62087-05		* SKIN ASSEMBLY - Top, inboard root, left	1	
-10	62091-02		* STRAP - Fuel tank attachment	1	
-11	66761-02		* FITTING - Forward spar, left	1	
	66761-03		* FITTING - Forward spar, right	1	
-12	96844-03		* SPACER - Wing rib, Sta 57 00	1	
-13	66623-00		* SPAR - Leading edge, inboard, left	1	
	66623-01		* SPAR - Leading edge, inboard, right	1	
-14	68119-00		* GASKET - Air duct	2	
-15	66621-00		* DOUBLER - Forward spar	1	
-16	66620-00		* TUBE ASSEMBLY - Air duct	1	
-17	62061-05		* WING WALK - Forward, right	1	
-18	38218-00		* RIB - Wing walk, Sta 36 92, left	1	
	38218-01		* RIB - Wing walk, Sta 36 92, right	1	
-19	38211-00		* RIB - Half, wing root, left	1	
	38211-01		* RIB - Half, wing root, right	1	
-20	38121-910	B	LEADING EDGE ASSEMBLY - Wing center, left	1	32R-7680001 and up
	38404-910	C	LEADING EDGE ASSEMBLY - Wing center, left	1	32-7940001 and up
	38121-911	B	LEADING EDGE ASSEMBLY - Wing center, right	1	32R-7680001 and up
	38404-911	C	LEADING EDGE ASSEMBLY - Wing center, right	1	32-7940001 and up
-21	38167-00		* SKIN ASSEMBLY - Middle section, left	1	
	38167-01		* SKIN ASSEMBLY - Middle section, right	1	
-22	95615-07		* RIB - Wing nose, Sta 88 75, left	1	
	95615-06		* RIB - Wing nose, Sta 88 75, right	1	
-23	95615-02		* RIB - Wing nose, Sta 115 95, left	1	
	95615-03		* RIB - Wing nose, Sta 115 95, right	1	
-24	96844-00		* SPACER - Wing rib	2	
-25	38121-908	B	LEADING EDGE ASSEMBLY - Wing outboard, left	1	32R-7680001 and up
	38404-908	C	LEADING EDGE ASSEMBLY - Wing outboard, left	1	32-7940001 and up
	38121-909	B	LEADING EDGE ASSEMBLY - Wing outboard, right	1	32R-7680001 and up
	38404-909	C	LEADING EDGE ASSEMBLY - Wing outboard, right	1	32-7940001 and up
-26	96844-00		* SPACER - Wing rib	1	
-27	38119-00		* SKIN ASSEMBLY - Outboard, left	1	
	38119-01		* SKIN ASSEMBLY - Outboard, right	1	
-28	95615-02		* RIB - Wing nose, Sta 147, left	1	
	95615-03		* RIB - Wing nose, Sta 147, right	1	
-29	62024-00		* RIB - Wing nose, Sta 171 35, left	1	
	62024-01		* RIB - Wing nose, Sta 171 35, right	1	
-30	95628-00		* STRAP - Fuel tank attachment	3	

When ordering, always specify Part Number, Description and Serial Number of Aircraft

PIPER PARTS CATALOG

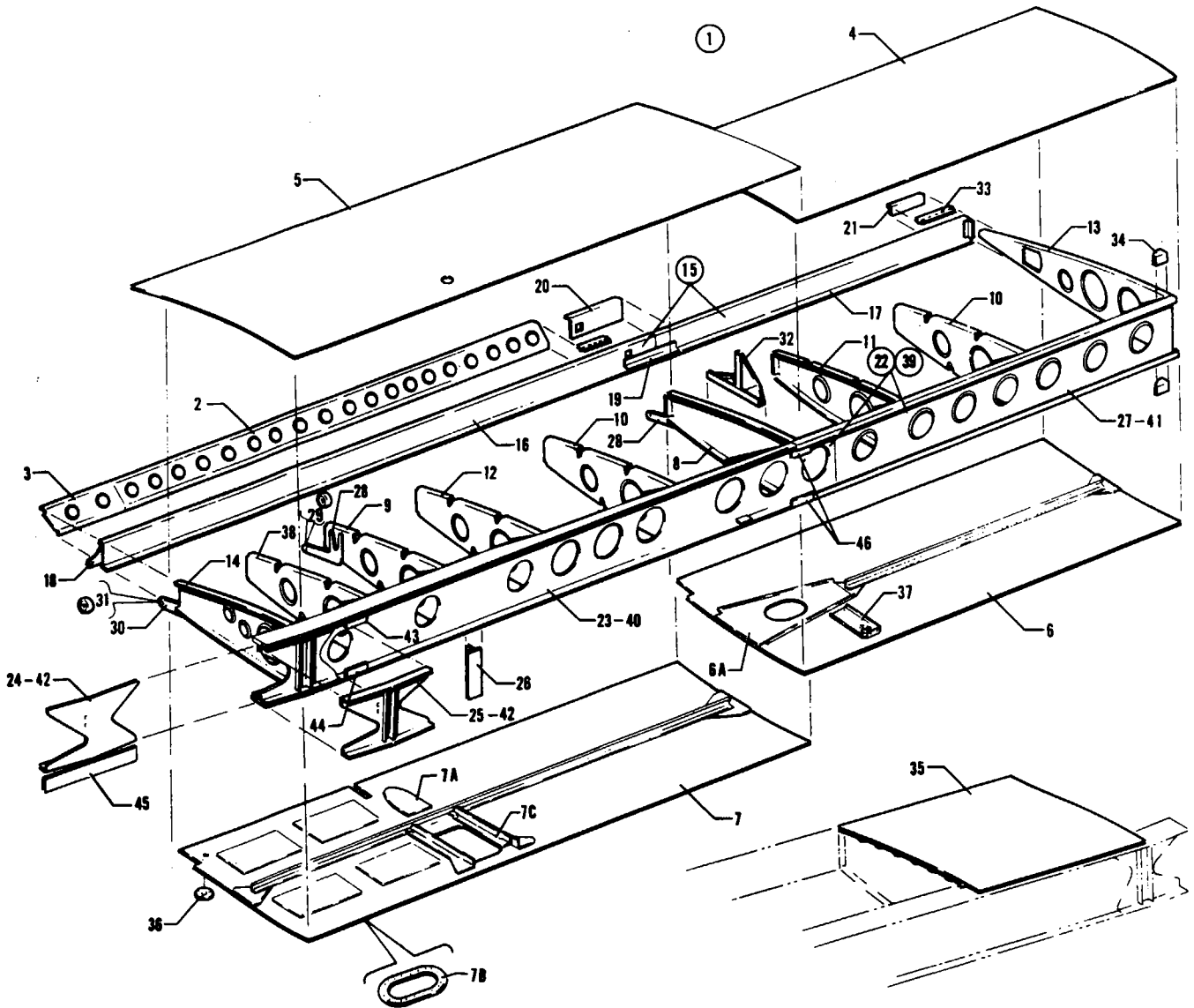


Figure 4 Wing Trailing Edge Assembly

PIPER PARTS CATALOG

CODE EXPLANATIONS FOR FIGURE 4

- A - Used on PA-32S-300 Seaplane Model only
- B - Used on PA-32-260 with serial numbers 32-1 and up, and PA-32-300 with serial numbers 32-40000 to 32-7840222 incl
- C - Used on PA-32-300 only
- W - These parts must be ordered from Service Spares Department, Piper Aircraft, Lock Haven, Penna

PIPER PARTS CATALOG

Figure and Index Number	Part Number	Code	NOMENCLATURE	No. Req.	SERIAL NUMBERS AFFECTED
4-1	66602-00	B	TRAILING EDGE ASSEMBLY - Wing aft section, left	1	
	38404-912	C	TRAILING EDGE ASSEMBLY - Wing aft section, left	1	32-7940001 and up
	66602-04	A	TRAILING EDGE ASSEMBLY - Wing aft section, left	1	32S-40000 to 32S-7240147 incl
	66602-01	B	TRAILING EDGE ASSEMBLY - Wing aft section, right	1	
	38404-913	C	TRAILING EDGE ASSEMBLY - Wing aft section, right	1	32-7940001 and up
	66602-05	A	TRAILING EDGE ASSEMBLY - Wing aft section, right	1	32S-40000 to 32S-7240147 incl
-2	62129-04		* STIFFENER - Outboard, left	1	
	62129-03		* STIFFENER - Outboard, right	1	
-3	62129-08		* STIFFENER - Inboard, left	1	
	62129-07		* STIFFENER - Inboard, right	1	
-4	67060-00	B	* SKIN ASSEMBLY - Top, outboard, left	1	
	67060-08	C	* SKIN ASSEMBLY - Top, outboard, left	1	32-7940001 and up
	67060-01	B	* SKIN ASSEMBLY - Top, outboard, right	1	
	67060-09	C	* SKIN ASSEMBLY - Top, outboard, right	1	32-7940001 and up
-5	99038-00	B	* SKIN ASSEMBLY - Top, inboard, left	1	
	99038-03	C	* SKIN ASSEMBLY - Top, inboard, left	1	32-7940001 and up
	99039-00	B	* SKIN ASSEMBLY - Top, inboard, right	1	
	99039-03	C	* SKIN ASSEMBLY - Top, inboard, right	1	32-7940001 and up
-6	67061-00	B	* SKIN ASSEMBLY - Bottom, outboard, left	1	
	67061-04	C	* SKIN ASSEMBLY - Bottom, outboard, left	1	32-7940001 and up
	67061-01	B	* SKIN ASSEMBLY - Bottom, outboard, right	1	
	67061-05	C	* SKIN ASSEMBLY - Bottom, outboard, right	1	32-7940001 and up
-6a	67053-00		* * DOUBLER - Aileron bellcrank support	1	
-7	99040-00	B	* SKIN ASSEMBLY - Bottom, inboard, left	1	
	99040-08	C	* SKIN ASSEMBLY - Bottom, inboard, left	1	32-7940001 and up
	99040-01	B	* SKIN ASSEMBLY - Bottom, inboard, right	1	
	99040-09	C	* SKIN ASSEMBLY - Bottom, inboard, right	1	32-7940001 and up
-7a	37897-02		* * DOUBLER ASSEMBLY - Main gear strut fairing attachment	1	
-7b	38582-02	C	* * DOUBLER ASSEMBLY - Inspection cover plate	1	32-7940001 and up
-7c	65690-00		* * DOUBLER - Fairing plate, left	1	
	65690-01		* * DOUBLER - Fairing plate, right	1	
-8	62047-06		* RIB ASSEMBLY - Sta 106 19, left	1	
	62047-07		* RIB ASSEMBLY - Sta 106 19, right	1	
-9	66597-00		* RIB - Sta 49 25, left	1	
	66597-01		* RIB - Sta 49 25, right	1	
-10	66598-00		* RIB - Sta 86 03 and Sta 147 00, left	2	
	66598-01		* RIB - Sta 86 03 and Sta 147 00, right	2	
-11	66598-01		* RIB - Sta 125 45, left	1	
	66598-00		* RIB - Sta 125 45, right	1	
-12	66599-00		* RIB - Sta 64 59, left	1	
	66599-01		* RIB - Sta 64 59, right	1	
-13	65020-06		* RIB - Wing aft, tip, left	1	
	65020-07		* RIB - Wing aft, tip, right	1	
-14	95636-00		* RIB - Wing aft, butt, left	1	
	95636-01		* RIB - Wing aft, butt, right	1	
-15	62053-00		* SPAR ASSEMBLY - Wing aft, left	1	
	62053-01		* SPAR ASSEMBLY - Wing aft, right	1	
-16	62054-00		* * SPAR - Aft, inboard, left	1	
	62054-01		* * SPAR - Aft, inboard, right	1	
-17	62055-00		* * SPAR - Aft, outboard	1	
-18	66762-00		* * PLATE - Aft spar	1	
-19	62057-00		* * DOUBLER - Aft spar, forward	1	
-20	62058-00		* * DOUBLER - Aft spar, rear, left	1	
	62058-01		* * DOUBLER - Aft spar, rear, right	1	
-21	62105-00		* * DOUBLER - Aft spar, outboard	1	
-22	62070-08	B	* SPAR ASSEMBLY - Wing, main, left	1	
	62070-10	A	* SPAR ASSEMBLY - Wing, main, left	1	32S-40000 to 32S-7240147 incl
	62070-09	B	* SPAR ASSEMBLY - Wing, main, right	1	
	62070-11	A	* SPAR ASSEMBLY - Wing, main, right	1	32S-40000 to 32S-7240147 incl

When ordering, always specify Part Number, Description and Serial Number of Aircraft

PIPER PARTS CATALOG

Figure and Index Number	Part Number	Code	NOMENCLATURE	No. Req.	SERIAL NUMBERS AFFECTED
4-23	62070-06	B	SPAR ASSEMBLY - Main, inboard, left	1	
	62070-07	B	SPAR ASSEMBLY - Main, inboard, right	1	
-24	62072-00	B	DOUBLER ASSEMBLY - Aft, left	1	
	62072-01	B	DOUBLER ASSEMBLY - Aft, right	1	
-25	62071-00	B	DOUBLER ASSEMBLY - Forward, left	1	
	62071-01	B	DOUBLER ASSEMBLY - Forward, right	1	
-26	62079-00	B	TEE - Landing gear attachment	1	
-27	66582-00	B	SPAR - Main, outboard, left	1	
	66582-01	B	SPAR - Main, outboard, right	1	
-28	65898-04		SUPPORT ASSEMBLY - Flap outboard and center	2	
-29	452 387		BEARING - (KP3A)	1	
-30	65898-00		SUPPORT ASSEMBLY - Flap inboard, left	1	
	65898-01		SUPPORT ASSEMBLY - Flap inboard, right	1	
-31	452 387		BEARING - (KP3A)	1	
-32	62102-00		SUPPORT ASSEMBLY - Aileron bellcrank, left	1	
	62102-01		SUPPORT ASSEMBLY - Aileron bellcrank, right	1	
-33	62371-08		HINGE ASSEMBLY - Aileron	2	
-34	65056-00	B	FITTING ASSEMBLY - Sta 172 05	2	
-35	69210-00	A	PLATE - Wing walk support, aft, left	1	32S-40000 to 32S-7240147 incl
	62061-04		SKIN ASSEMBLY - Wing walk, aft, right	1	
-36	463 372	A,W	GROMMET - (AN231-A4)	1	32S-40000 to 32S-7240147 incl
-37	63465-00	B	DOUBLER ASSEMBLY - Pitot head, left	1	
	38116-00	C	DOUBLER ASSEMBLY - Pitot head, left	1	32-7940001 and up
	63465-02	A	DOUBLER ASSEMBLY - Pitot head, left	1	32S-40000 to 32S-7240147 incl
-38	66597-00	B	RIB - Sta 36 22, left	1	
	66597-03	C	RIB - Sta 36 22, left	1	32-7940001 and up
	66597-01	B	RIB - Sta 36 22, right	1	
	66597-02	C	RIB - Sta 36 22, right	1	32-7940001 and up
-39	38100-04	C	SPAR ASSEMBLY - Wing main, left	1	32-7940001 and up
	38100-05	C	SPAR ASSEMBLY - Wing main, right	1	32-7940001 and up
-40	62073-04	C	SPAR - Wing, main, inboard left	1	32-7940001 and up
	62073-05	C	SPAR - Wing, main, inboard right	1	32-7940001 and up
-41	66582-00	C	SPAR - Wing, main, outboard left	1	32-7940001 and up
	66582-01	C	SPAR - Wing, main, outboard right	1	32-7940001 and up
-42	38099-00	C	DOUBLER - Main spar root, forward and aft	2	32-7940001 and up
-43	38098-00	C	ANGLE - Main spar, upper, left	1	32-7940001 and up
	38098-01	C	ANGLE - Main spar, upper, right	1	32-7940001 and up
-44	38097-04	C	ANGLE - Main spar, lower left, forward	1	32-7940001 and up
	38097-05	C	ANGLE - Main spar, lower right, forward	1	32-7940001 and up
-45	38097-01	C	ANGLE - Main spar, lower left, aft	1	32-7940001 and up
	38097-00	C	ANGLE - Main spar, lower right, aft	1	32-7940001 and up
-46	38115-00	C	ANGLE - Main spar, lower left, upper right	1	32-7940001 and up
	38115-01	C	ANGLE - Main spar, lower right, upper left	1	32-7940001 and up

When ordering, always specify Part Number, Description and Serial Number of Aircraft

PIPER PARTS CATALOG

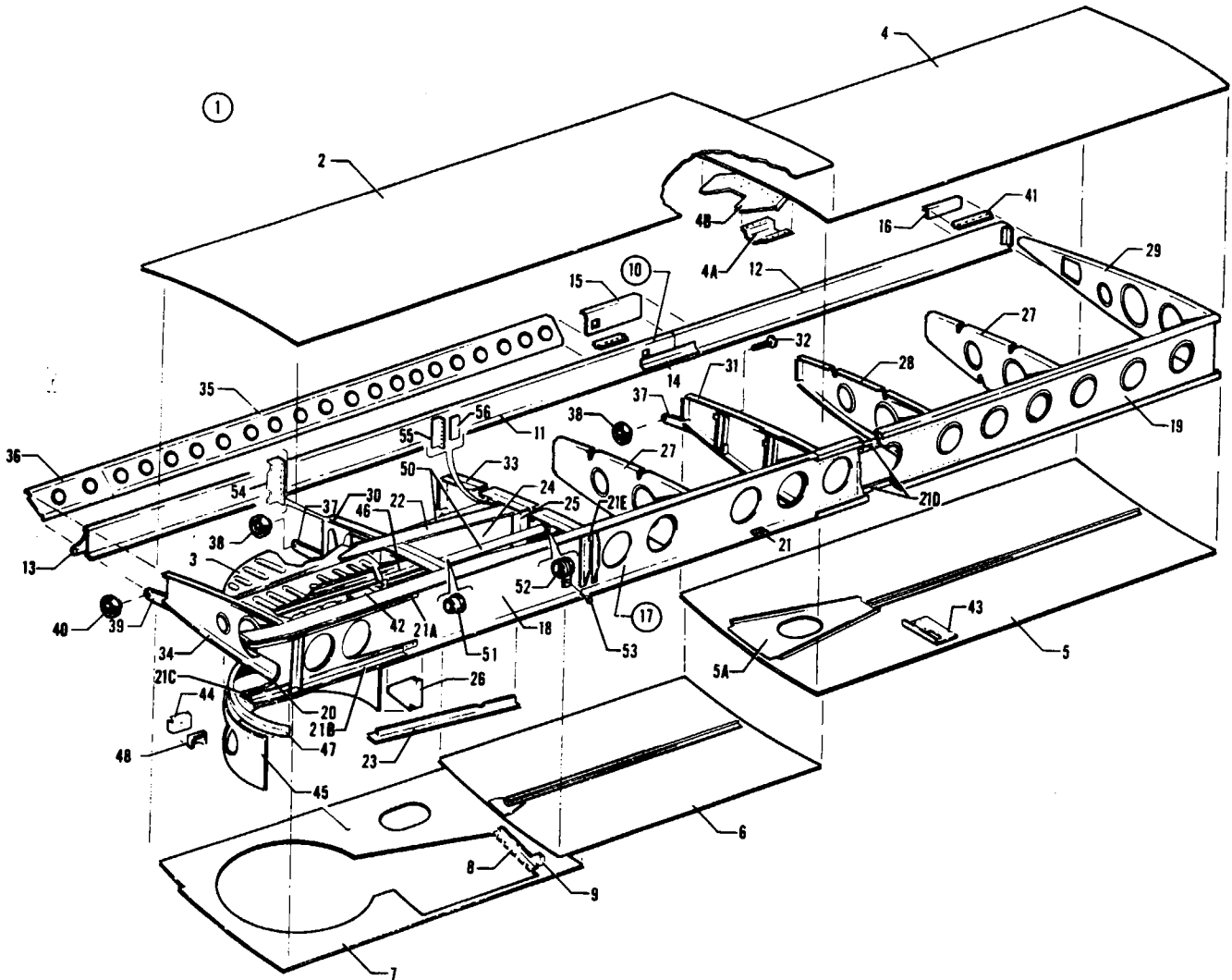


Figure 5 Wing Trailing Edge Assembly

REVISED: APRIL 1980

PIPER PARTS CATALOG

CODE EXPLANATIONS FOR FIGURE 5

W - These parts must be ordered from Service Spares Department, Piper Aircraft, Lock Haven, Penna.

PIPER PARTS CATALOG

Figure and Index Number	Part Number	Code	NOMENCLATURE	No. Req.	SERIAL NUMBERS AFFECTED
5-1	38121-912		TRAILING EDGE ASSEMBLY - Wing aft section, left	1	
	38121-913		TRAILING EDGE ASSEMBLY - Wing aft section, right	1	
-2	38121-957		* SKIN ASSEMBLY - Top, inboard, left	1	
	38121-958		* SKIN ASSEMBLY - Top, inboard, right	1	
-3	67673-00		* * PAN - Wheel well	1	
-4	67060-04		* SKIN ASSEMBLY - Top, outboard, left	1	
	67060-05		* SKIN ASSEMBLY - Top, outboard, right	1	
-4a	95678-02		* * BRACKET - Aileron bellcrank support	1	
-4b	95021-00		* * DOUBLER - Aileron bellcrank support, left	1	
	95021-01		* * DOUBLER - Aileron bellcrank support, right	1	
-5	67061-04		* SKIN ASSEMBLY - Bottom, outboard, left	1	
	67061-05		* SKIN ASSEMBLY - Bottom, outboard, right	1	
-5a	67053-00		* * DOUBLER - Aileron bellcrank support	1	
-6	38206-00		* SKIN ASSEMBLY - Bottom, center, left	1	
	38206-01		* SKIN ASSEMBLY - Bottom, center, right	1	
-7	67690-08		* SKIN ASSEMBLY - Bottom, inboard, left	1	
	67690-09		* SKIN ASSEMBLY - Bottom, inboard, right	1	
-8	67095-00		* * HINGE - Main gear door, left	1	
	67095-01		* * HINGE - Main gear door, right	1	
-9	67096-00		* * BRACKET - Main gear up switch, left	1	
	67096-01		* * BRACKET - Main gear up switch, right	1	
-10	62053-00		* SPAR ASSEMBLY - Wing, aft, left	1	
	62053-01		* SPAR ASSEMBLY - Wing, aft, right	1	
-11	62054-00		* * SPAR - Aft, inboard, left	1	
	62054-01		* * SPAR - Aft, inboard, right	1	
-12	62055-00		* * SPAR - Aft, outboard	1	
-13	66762-00		* * PLATE - Aft spar	1	
-14	62057-00		* * DOUBLER - Aft spar, forward	1	
-15	62058-00		* * DOUBLER - Aft spar, rear, left	1	
	62058-01		* * DOUBLER - Aft spar, rear, right	1	
-16	62105-00		* * DOUBLER - Aft spar, outboard	1	
-17	38100-00		* SPAR ASSEMBLY - Wing, main, left	1	
	38100-01		* SPAR ASSEMBLY - Wing, main, right	1	
-18	67069-00		* * SPAR - Wing, main, inboard, left	1	
	67069-01		* * SPAR - Wing, main, inboard, right	1	
-19	66582-00		* * SPAR - Wing, main, outboard, left	1	
	66582-01		* * SPAR - Wing, main, outboard, right	1	
-20	38099-00		* * DOUBLER - Main spar root	2	
-21	66529-00		* * CHANNEL - Gang	1	
-21a	38098-00		* * ANGLE - Main spar, upper left	1	
	38098-01		* * ANGLE - Main spar, upper right	1	
-21b	38097-02		* * ANGLE - Main spar, lower left, forward	1	
	38097-03		* * ANGLE - Main spar, lower right, forward	1	
-21c	38097-01		* * ANGLE - Main spar, lower left, aft	1	
	38097-00		* * ANGLE - Main spar, lower right, aft	1	
-21d	38115-00		* * ANGLE - Main spar, lower left, upper right	2	
	38115-01		* * ANGLE - Main spar, lower right, upper left	2	
-21e	38195-00		* * ANGLE - Main gear trunnion assembly	2	
-22	67097-02		* CAP - False spar, top, left	1	
	67097-03		* CAP - False spar, top, right	1	
-23	67689-02		* CAP - False spar, bottom, left	1	
	67689-03		* CAP - False spar, bottom, right	1	
-24	67079-00		* WEB - False spar, left	1	
	67079-01		* WEB - False spar, right	1	
-25	37487-00		* ANGLE - Wheel well, forward, sta 69 24	1	
-26	67691-00		* BRACKET - Wheel well, left	1	
	67691-01		* BRACKET - Wheel well, right	1	

When ordering, always specify Part Number, Description and Serial Number of Aircraft

PIPER PARTS CATALOG

Figure and Index Number	Part Number	Code	NOMENCLATURE	No. Req.	SERIAL NUMBERS AFFECTED
5-27	66598-00		* RIB - Sta 86 03 and Sta 147, left	2	
	66598-01		* RIB - Sta 86 03 and Sta 147, right	2	
-28	37388-01		* RIB - Sta 125 45, left	1	
	37388-00		* RIB - Sta 125 45, right	1	
-29	65020-06		* RIB - Sta 172 05, left	1	
	65020-07		* RIB - Sta 172 05, right	1	
-30	78475-02		* RIB ASSEMBLY - Sta 49 25, left	1	
	78475-03		* RIB ASSEMBLY - Sta 49 25, right	1	
-31	95025-00		* RIB ASSEMBLY - Sta 106 19, left	1	
	95025-01		* RIB ASSEMBLY - Sta 106 19, right	1	
-32	66614-00		* * STOP ASSEMBLY - Aileron bellcrank	2	
-33	38210-00		* RIB ASSEMBLY - Sta 69 24, left	1	
	38210-01		* RIB ASSEMBLY - Sta 69 24, right	1	
-34	95636-00		* RIB - Sta 24 24, left	1	
	95636-01		* RIB - Sta 24 24, right	1	
-35	62129-04		* STIFFENER - Left outboard	1	
	62129-03		* STIFFENER - Right outboard	1	
-36	62129-08		* STIFFENER - Left outboard	1	
	62129-07		* STIFFENER - Right outboard	1	
-37	65898-04		* SUPPORT ASSEMBLY - Flap outboard and center	2	
-38	452 387		* * BEARING - (KP3A)	1	
-39	65898-00		* SUPPORT ASSEMBLY - Flap inboard, left	1	
	65898-01		* SUPPORT ASSEMBLY - Flap inboard, right	1	
-40	452 387		* * BEARING - (KP3A)	1	
-41	62371-08		* HINGE ASSEMBLY - Aileron	2	
-42	67071-00		* BRACKET - Main gear cylinder, left	1	
	67071-01		* BRACKET - Main gear cylinder, right	1	
-43	38116-00		* DOUBLER - Pitot static head, left	1	
-44	38128-00		* VENT ASSEMBLY - Fuel	1	
-45	67694-00		* WEB - Wheel well	1	
-46	67670-00		* COVER - Control cable, left	1	
	67670-01		* COVER - Control cable, right	1	
-47	67687-00		* ANGLE - Wheel well, left	1	
	67687-01		* ANGLE - Wheel well, right	1	
-48	67677-00		* BRACKET - Pulley, aft wing, left	1	
	67677-01		* BRACKET - Pulley, aft wing, right	1	
-49	67678-00		* BRACKET ASSEMBLY - Pulley, aft wing, left	1	
	67678-01		* BRACKET ASSEMBLY - Pulley, aft wing, right	1	
-50	63904-24		* HOSE - Aileron cable protection	2	
-51	453 901		* BUSHING - (PS10064-1093-15)	4	
-52	454 862	W	* CLAMP - (PS10017-2-14)	2	
-53	519 851		* SCREW - (MS24622-30)	2	
	406 415		* NUT - (NAS395-16-3)	2	
-54	67065-00		* ANGLE - False spar	1	
-55	78159-00		* ANGLE - Wheel well, aft, Sta 69 24	1	
-56	68817-35		* PLATE - False spar	1	

When ordering, always specify Part Number, Description and Serial Number of Aircraft

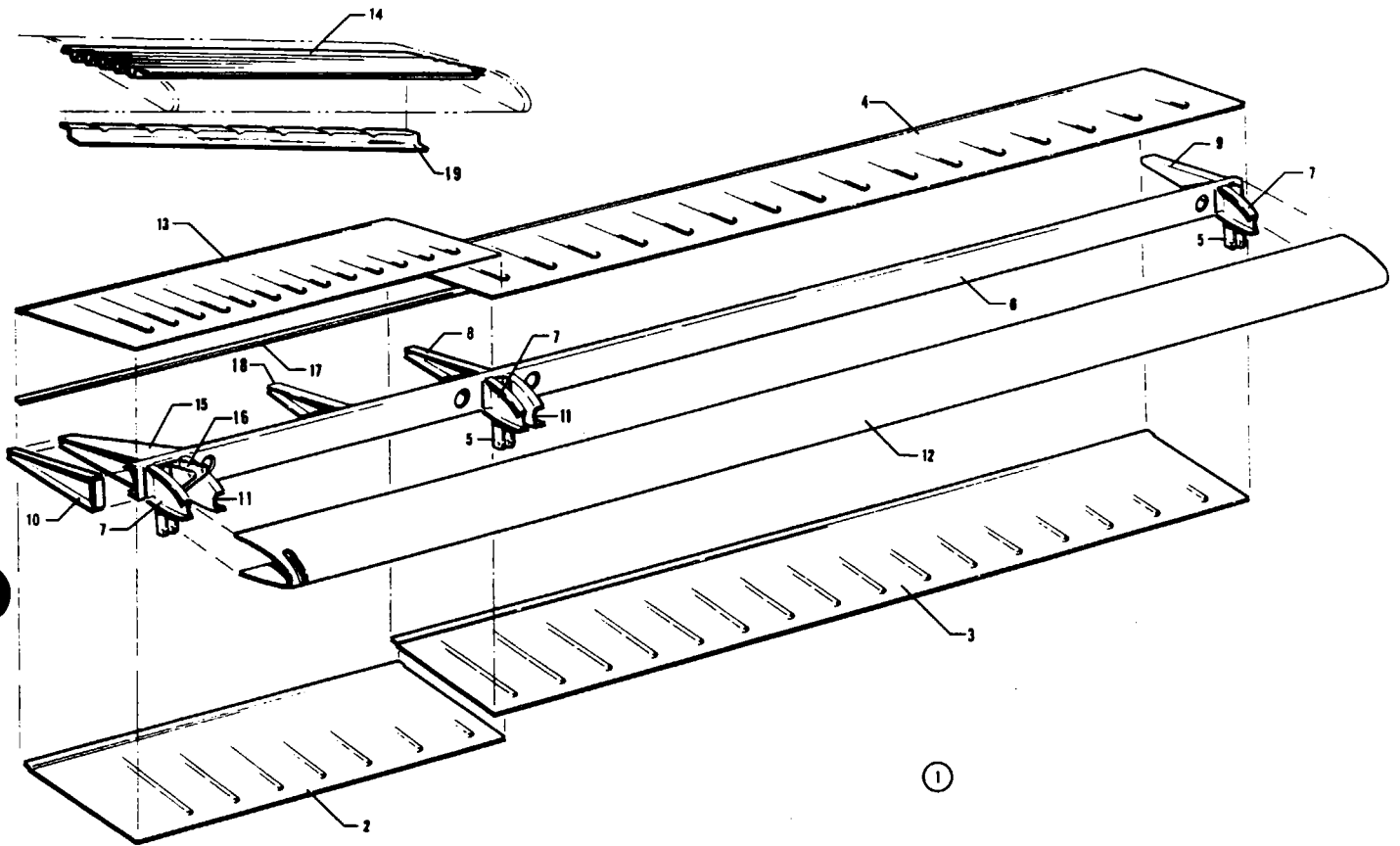


Figure 6 Flap Assembly

PIPER PARTS CATALOG

CODE EXPLANATIONS FOR FIGURE 6

- A - Used on Flap Assembly Part No 65590-00 only Ascertain flap assembly part number, stamped on identification plate, before ordering replacement part
- B - Used on Flap Assembly Part No 65591-00 only Ascertain flap assembly part number, stamped on identification plate, before ordering replacement part
- C - Used on PA-32-260 with serial numbers 32-451 and up, PA-32-300 with serial numbers 32-40000 and up, and PA-32R-300
- D - Used on PA-32-260 only

PIPER PARTS CATALOG

Figure and Index Number	Part Number	Code	NOMENCLATURE	No. Req.	SERIAL NUMBERS AFFECTED
6-1	68123-00	D	FLAP ASSEMBLY - Left	1	32-1 to 32-450 inclusive
	68123-03	D	FLAP ASSEMBLY - Right	1	32-1 to 32-450 inclusive
	65591-00	C	FLAP ASSEMBLY - Left	1	
	65590-01	C	FLAP ASSEMBLY - Right	1	
-2	62321-02	D	* SKIN - Flap, bottom, left	1	32-1 to 32-450 inclusive
	62321-03	D	* SKIN - Flap, bottom, right	1	32-1 to 32-450 inclusive
	65592-00	C	* SKIN - Flap, bottom, left, inboard	1	
	65592-01	C	* SKIN - Flap, bottom, right, inboard	1	
-3	65588-00	C	* SKIN - Flap, bottom, left and right, outboard	1	
-4	62322-03	D	* SKIN - Flap, top, left, outboard	1	32-1 to 32-450 inclusive
	62322-02	D	* SKIN - Flap, top, right, outboard	1	32-1 to 32-450 inclusive
	65589-00	C	* SKIN - Flap, top, left and right, outboard	1	
	62323-00	D	* BRACKET - Flap hinge center and outboard	2	32-1 to 32-450 inclusive
-5	65899-00	C	* BRACKET - Flap hinge center and outboard	2	
	62327-00		* SPAR - Flap	1	
-6	62328-00		* RIB - Left flap	3	
	62328-01		* RIB - Right flap	3	
-7	62329-00	D	* RIB - Flap, left and right, Sta 49	1	32-1 to 32-450 inclusive
	62332-02	C	* RIB - Flap, left, Sta 49	1	
-8	62332-00	C	* RIB - Flap, right, Sta 49	1	
	62330-00		* RIB - Flap, left	1	
-9	62330-01		* RIB - Flap, right	1	
	62331-00		* RIB - Flap, left, inboard	1	
-10	62331-01		* RIB - Flap, right, inboard	1	
	62328-01		* RIB - Left flap	2	
-11	62328-00		* RIB - Right flap	2	
	62333-00	D	* SKIN - Flap, left, nose	1	32-1 to 32-450 inclusive
-12	62333-01	D	* SKIN - Flap, right, nose	1	32-1 to 32-450 inclusive
	65586-04	C	* SKIN - Flap, left, nose	1	
-13	65586-05	C	* SKIN - Flap, right, nose	1	
	62334-02	D	* SKIN - Flap, top, left, inboard	1	32-1 to 32-450 inclusive
	62334-00	D	* SKIN - Flap, top, right, inboard	1	32-1 to 32-450 inclusive
	65594-00	A,C	* SKIN - Flap, top, left, inboard	1	
-14	65587-00	B,C	* SKIN - Flap, top, left, inboard	1	
	65594-01	C	* SKIN - Flap, top, right, inboard	1	
-15	62335-02	D	* CORRUGATION - Flap, left, inboard	1	32-1 to 32-450 inclusive
	62335-00	D	* CORRUGATION - Flap, right, inboard	1	32-1 to 32-450 inclusive
	65593-00	C	* CORRUGATION - Flap, left, inboard	1	
	65593-01	C	* CORRUGATION - Flap, right, inboard	1	
-16	62336-04	A	* DOUBLER ASSEMBLY - Left	1	
	62336-00	B	* DOUBLER ASSEMBLY - Left	1	
-17	62336-01		* DOUBLER ASSEMBLY - Right	1	
	62324-00		* HINGE - Flap, inboard, left	1	
-18	62324-01		* HINGE - Flap, inboard, right	1	
	62320-03		* STRIP - Flap rear edge	1	
-19	62332-02	D	* RIB - Flap, left, Sta 41	1	32-1 to 32-450 inclusive
	62332-00	D	* RIB - Flap, right, Sta 41	1	32-1 to 32-450 inclusive
-20	62320-04	D	* ZEE - Flap, inboard right	1	32-1 to 32-450 incl
	65595-01	C	* ZEE - Flap, inboard right	1	

When ordering, always specify Part Number, Description and Serial Number of Aircraft

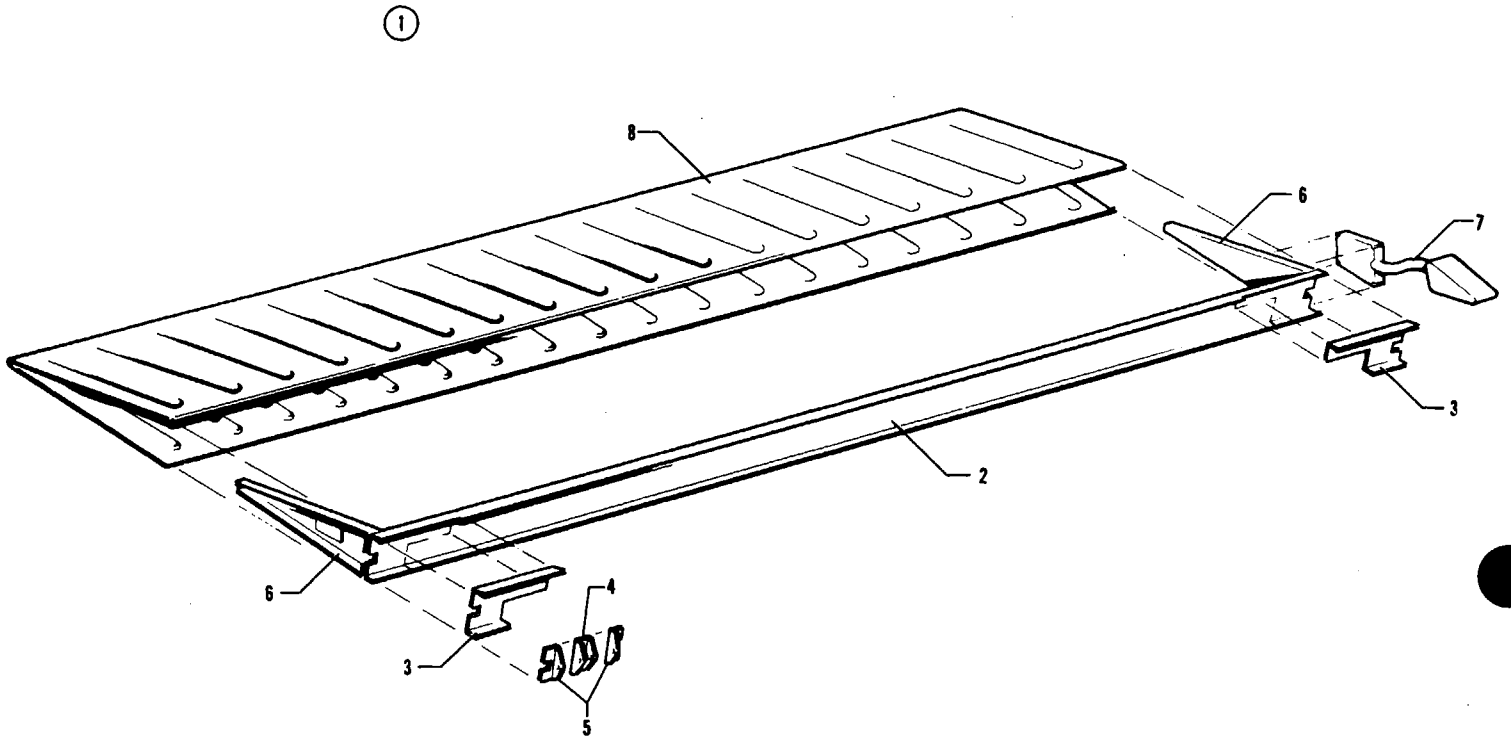


Figure 7. Aileron Assembly

PIPER PARTS CATALOG

CODE EXPLANATIONS FOR FIGURE 7

- A - Used on PA-32-260 with serial numbers 32-451 to 32-1113 inclusive, and PA-32-300 with serial numbers 32-40000 to 32-40620 inclusive.
- B - Used on PA-32-260 with serial numbers 32-1114 and up, PA-32-300 with serial numbers 32-40621 and up, and PA-32R-300.
- C - Used on PA-32-260 with serial numbers 32-451 and up, PA-32-300 with serial numbers 32-40000 and up, and PA-32R-300.

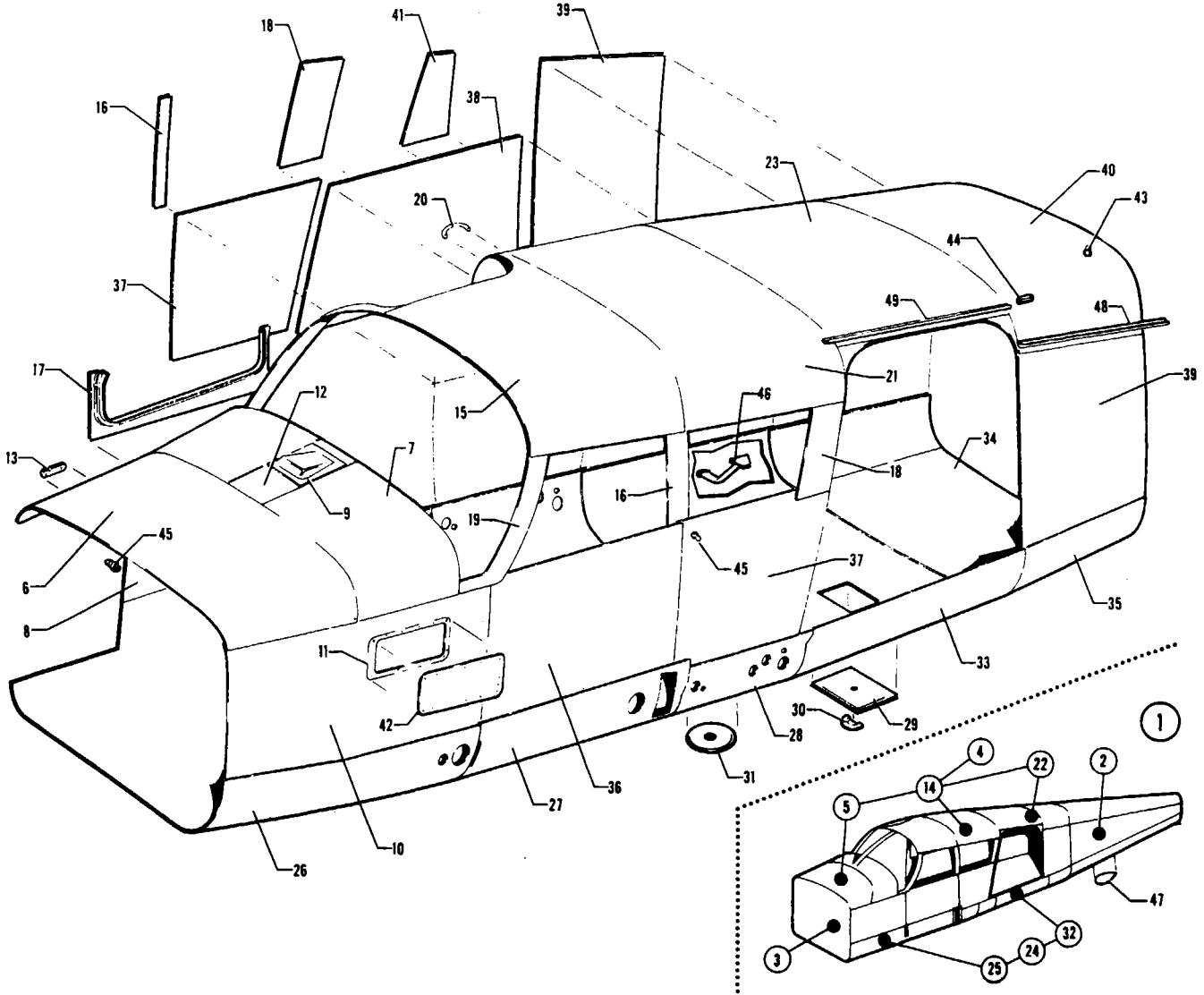
PIPER PARTS CATALOG

Figure and Index Number	Part Number	Code	NOMENCLATURE	No. Req.	SERIAL NUMBERS AFFECTED
7-1	68106-00		AILERON ASSEMBLY - Left	1	32-1 to 32-450 inclusive
	68129-00	A	AILERON ASSEMBLY - Left	1	
	66767-00	B	AILERON ASSEMBLY - Left	1	32-1 to 32-450 inclusive
	68106-01		AILERON ASSEMBLY - Right	1	
	68129-01	A	AILERON ASSEMBLY - Right	1	
	66767-01	B	AILERON ASSEMBLY - Right	1	
-2	62361-00		SPAR ASSEMBLY - Aileron, left	1	
	62361-01		SPAR ASSEMBLY - Aileron, right	1	
-3	62373-00		DOUBLER - Aileron, inboard left aileron, outboard right aileron	1	
			DOUBLER - Aileron, outboard left aileron, inboard right aileron	1	
-4	62367-00		CHANNEL - Aileron push rod	1	
-5	62372-00		ANGLE - Push rod, inboard left aileron, outboard right aileron	1	
			ANGLE - Push rod, outboard left aileron, inboard right aileron	1	
-6	65266-00		RIB - Aileron, left inboard, right outboard	1	
	65266-01		RIB - Aileron, right inboard, left outboard	1	
-7	66766-00		BALANCE WEIGHT ASSEMBLY - Left	1	
	66766-01		BALANCE WEIGHT ASSEMBLY - Right	1	
-8	65299-02		SKIN - Aileron, left	1	32-1 to 32-450 inclusive
	68106-00	C	SKIN - Aileron, left	1	
	65299-03		SKIN - Aileron, right	1	32-1 to 32-450 inclusive
	68106-01	C	SKIN - Aileron, right	1	

When ordering, always specify Part Number, Description and Serial Number of Aircraft

1B18 THRU 1B24
INTENTIONALLY LEFT BLANK

PIPER PARTS CATALOG



ISSUED: JUNE 1975

PA-32-260
PA-32-300
PA-32R-300

Figure 8. Complete Fuselage

PIPER PARTS CATALOG

CODE EXPLANATIONS FOR FIGURE 8

- A - Used on PA-32-260 only
- B - Used on PA-32-300 only
- C - Used on PA-32S-300 Seaplane Model only
- D - Used if cargo door is installed
- E - Used on PA-32R-300 only
- F - See Figure 15 for component parts
- G - Used on PA-32-260 with serial numbers 32-1 to 32-7200055 incl , and PA-32-300 with serial numbers 32-40000 to 32-7240147 incl
- H - Used on PA-32-260 with serial numbers 32-7400001 and up, and PA-32-300 with serial numbers 32-7440001 and up
- J - Used on PA-32-260 with serial numbers 32-1 to 32-7300076 incl , and PA-32-300 with serial numbers 32-40000 to 32-7340201 incl
- K - Used on PA-32-300 if air conditioning is installed
- L - See Figure 9 for balance of component parts
- M - See Figure 10 for balance of component parts
- N - Used on PA-32-260 with serial numbers 32-1 to 32-1110 incl , and PA-32-300 with serial numbers 32-40000 to 32-40565 incl
- O - Used on PA-32-260 with serial numbers 32-1111 to 32-7200055 incl , and PA-32-300 with serial numbers 32-40566 to 32-7240147 incl
- P - Used on PA-32-260 with serial numbers 32-7300001 to 32-7500053 incl , and PA-32-300 with serial numbers 32-7340001 to 32-7540198 incl
- Q - Used on PA-32-260 with serial numbers 32-7300001 to 32-7400061 incl., and PA-32-300 with serial numbers 32-7340001 to 32-7440182 incl
- R - Refer to Figure 98 if optional baggage compartment light is installed
- S - Used on PA-32-260 with serial numbers 32-1111 to 32-1320 incl , and PA-32-300 with serial numbers 32-40566 to 32-41018 incl
- T - Used on PA-32-260 with serial numbers 32-7100001 to 32-7200055 incl , and PA-32-300 with serial numbers 32-7140001 to 32-7240147 incl
- U - Used on PA-32-260 with serial numbers 32-7800001 and up, PA-32-300 with serial numbers 32-7840001 and up, and PA-32R-300 with serial numbers 32R-7880001 and up
- V - Used on PA-32-260 with serial numbers 32-7200001 to 32-7300076 incl , and PA-32-300 with serial numbers 32-7240001 to 32-7340201 incl
- W - These parts must be ordered from Service Spares Department, Piper Aircraft, Lock Haven, Penna.
- X - See Figure 11 for balance of component parts
- Y - Used on PA-32-260 with serial numbers 32-1 to 32-1250 incl , and PA-32-300 with serial numbers 32-40000 to 32-40850 incl
- Z - Used on PA-32-260 with serial numbers 32-1251 to 32-7100038 incl , and PA-32-300 with serial numbers 32-40851 to 32-7140086 incl
- AA - Used on PA-32-260 with serial numbers 32-7100001 to 32-7100038 incl , and PA-32-300 with serial numbers 32-7140001 to 32-7140086 incl
- AB - See Figure 12 for balance of component parts
- AC - Used on PA-32-260 with serial numbers 32-7200001 to 32-7200055 incl , and PA-32-300 with serial numbers 32-7240001 and up
- AD - Used on PA-32-260 with serial numbers 32-1 to 32-1320 incl , and PA-32-300 with serial numbers 32-40000 to 32-41018 incl
- AE - See Figure 14 for balance of component parts.
- AF - Used on PA-32-260 with serial numbers 32-1 to 32-7100038 incl , and PA-32-300 with serial numbers 32-40000 to 32-7140086 incl
- AG - Used on PA-32-260 with serial numbers 32-7200001 to 32-7600001 incl , and PA-32-300 with serial numbers 32-7240001 to 32-7640029 incl
- AH - See Figure 13 for balance of component parts
- AJ - Used on PA-32-260 with serial numbers 32-7200001 to 32-7200055 incl , and PA-32-300 with serial numbers 32-7240001 to 32-7240147 incl
- AK - Used on PA-32-260 with serial numbers 32-376 to 32-7600001 incl , and PA-32-300 with serial numbers 32-40000 to 32-7640029 incl
- AL - Used on PA-32-300 and PA-32R-300 only
- AM - Used on PA-32-260 with serial numbers 32-7500037 and up, PA-32-300 with serial numbers 32-7540120 and up, and PA-32R-300
- AN - No longer available Order part for later serial numbers
- AO - Used on PA-32-260 with serial numbers 32-7500039 and up, PA-32-300 with serial numbers 32-7540135 and up, and PA-32R-300
- AP - Used on PA-32-300 with serial numbers 32-7440001 and up, and PA-32R-300 if air conditioning is installed
- AQ - Used on PA-32-260 with serial numbers 32-7600001 and up, PA-32-300 with serial numbers 32-7640001 and up, and PA-32R-300
- AR - Used on PA-32-260 with serial numbers 32-7400001 and up, PA-32-300 with serial numbers 32-7440001 and up, and PA-32R-300
- AS - Used on PA-32-260 with serial numbers 32-1 to 32-7600001 incl , and PA-32-300 with serial numbers 32-40000 to 32-7640029 incl
- AT - Used on PA-32-260 with serial numbers 32-7600002 and up, and PA-32-300 with serial numbers 32-7640030 and up
- AU - Used on PA-32-260 with serial numbers 32-7800001 and up, PA-32-300 with serial numbers 32-7840001 and up, and PA-32R-300
- AV - Used on PA-32-260 with serial numbers 32-7600002 and up, PA-32-300 with serial numbers 32-7640030 and up, and PA-32R-300
- AW - Used on PA-32-260 with serial numbers 32-1 to 32-7600001 incl , PA-32-300 with serial numbers 32-40000 to 32-7640029 incl , and PA-32R-300 with serial numbers 32R-7680001 to 32R-7680013 incl

PIPER PARTS CATALOG

CODE EXPLANATIONS FOR FIGURE 8 (cont)

- AX - Used on PA-32-260 with serial numbers 32-7600002 and up, PA-32-300 with serial numbers 32-7640030 and up, and PA-32R-300 with serial numbers 32R-7680014 and up
- AY - Used on PA-32-260 with serial numbers 32-7400001 to 32-7600001 incl, and PA-32-300 with serial numbers 32-7440001 to 32-7640029 incl
- AZ - Used on PA-32-260 with serial numbers 32-1 to 32-7700023 incl, PA-32-300 with serial numbers 32-40000 to 32-7740113 incl, and PA-32R-300 with serial numbers 32R-7680001 to 32R-7780549 incl
- BA - Used on PA-32-260 with serial numbers 32-7600002 and up, and PA-32-300 with serial numbers 32-7640030 to 32-7840222 incl
- BB - Used on PA-32-260 with serial numbers 32-7600002 to 32-7700023 incl, PA-32-300 with serial numbers 32-7640030 to 32-7740113 incl

PIPER PARTS CATALOG

Figure and Index Number	Part Number	Code	NOMENCLATURE	No Req	SERIAL NUMBERS AFFECTED
8-	68200	A	DRAWING - Fuselage Assembly (Complete)		32-1 to 32-1110 inclusive
	69352	A	DRAWING - Fuselage Assembly (Complete)		32-1111 to 32-7200055 incl
	69662	A	DRAWING - Fuselage Assembly (Complete)		32-7300001 and up
	69030	B	DRAWING - Fuselage Assembly (Complete)		32-40000 to 32-40565 incl
	69352	B	DRAWING - Fuselage Assembly (Complete)		32-40566 to 32-7240147 incl
	69662	B	DRAWING - Fuselage Assembly (Complete)		32-7340001 and up
	69552	C	DRAWING - Fuselage Assembly (Complete)		32S-40000 to 32S-7240147 incl
	69101	D,AS	DRAWING - Fuselage Assembly (Complete)		
	69890	D,AT	DRAWING - Cargo Door Fuselage Assembly		
	69553	C	DRAWING - Cargo Door Fuselage Assembly		32S-40000 to 32S-7240147 incl
38001	E	DRAWING - Fuselage Assembly			
-1	68201-00	A	FUSELAGE ASSEMBLY	1	32-1 to 32-375 inclusive
	68201-02	A	FUSELAGE ASSEMBLY	1	32-376 to 32-450 inclusive
	68201-03	A	FUSELAGE ASSEMBLY	1	32-451 to 32-1110 inclusive
	68201-05	A	FUSELAGE ASSEMBLY	1	32-1111 to 32-1250 inclusive
	68201-07	A	FUSELAGE ASSEMBLY	1	32-1251 to 32-1320 inclusive
	68201-09	A	FUSELAGE ASSEMBLY	1	32-7100001 to 32-7100038 incl
	68201-11	A	FUSELAGE ASSEMBLY	1	32-7200001 to 32-7200055 incl
	68201-04	B	FUSELAGE ASSEMBLY	1	32-40000 to 32-40565 inclusive
	68201-06	B	FUSELAGE ASSEMBLY	1	32-40566 to 32-40850 inclusive
	68201-08	B	FUSELAGE ASSEMBLY	1	32-40851 to 41018 inclusive
	68201-10	B	FUSELAGE ASSEMBLY	1	32-7140001 to 32-7140086 incl
	68201-12	B	FUSELAGE ASSEMBLY	1	32-7240001 to 32-7240147 incl
	69101-00	A,D	FUSELAGE ASSEMBLY	1	32-1 to 32-1110 inclusive
	69101-03	A,D	FUSELAGE ASSEMBLY	1	32-1111 to 32-1250 inclusive
	69101-05	A,D	FUSELAGE ASSEMBLY	1	32-1251 to 32-1320 inclusive
	69101-08	A,D	FUSELAGE ASSEMBLY	1	32-7100001 to 32-7100038 incl
	69101-10	A,D	FUSELAGE ASSEMBLY	1	32-7200001 to 32-7200055 incl
	69101-12	A,D	FUSELAGE ASSEMBLY	1	32-7300001 to 32-7300076 incl
	69101-14	A,D	FUSELAGE ASSEMBLY	1	32-7400001 to 32-7400061 incl
	69101-19	A,D	FUSELAGE ASSEMBLY	1	32-7500001 to 32-7600001 incl
	69890-00	A,D	FUSELAGE ASSEMBLY	1	32-7600002 to 32-7600033 incl
	69890-03	A,D	FUSELAGE ASSEMBLY	1	32-7700001 and up
	69101-02	B,D	FUSELAGE ASSEMBLY	1	32-40000 to 32-40565 inclusive
	69101-04	B,D	FUSELAGE ASSEMBLY	1	32-40566 to 32-40850 inclusive
	69101-06	B,D	FUSELAGE ASSEMBLY	1	32-40851 to 32-41018 inclusive
	69101-09	B,D	FUSELAGE ASSEMBLY	1	32-7140001 to 32-7140086 incl
	69101-11	B,D	FUSELAGE ASSEMBLY	1	32-7240001 to 32-7240147 incl
	69101-13	B,D	FUSELAGE ASSEMBLY	1	32-7340001 to 32-7340201 incl
	69101-15	B,D	FUSELAGE ASSEMBLY	1	32-7440001 to 32-7440182 incl
	69101-18	B,D	FUSELAGE ASSEMBLY	1	32-7540001 to 32-7640029 incl
	69890-02	B,D	FUSELAGE ASSEMBLY	1	32-7640030 to 32-7640142 incl
	69890-04	B,D	FUSELAGE ASSEMBLY	1	32-7740001 to 28-7840222 incl
	69890-05	B,D	FUSELAGE ASSEMBLY	1	32-7940001 and up
69553-00	C	FUSELAGE ASSEMBLY	1	32S-40000 to 32S-40850 inclusive	
69553-02	C	FUSELAGE ASSEMBLY	1	32S-40851 to 32S-41018 inclusive	
69553-03	C	FUSELAGE ASSEMBLY	1	32S-7140001 to 32S-7140086 incl	
69553-04	C	FUSELAGE ASSEMBLY	1	32S-7240001 to 32S-7240147 incl	
38001-00	E	FUSELAGE ASSEMBLY	1	32R-7680001 to 32R-7680538 incl	
38001-05	E	FUSELAGE ASSEMBLY	1	32R-7780001 and up	
-2	99466-06	F,G	* AFT SECTION - Fuselage	1	
	99466-18	F,K	* AFT SECTION - Fuselage	1	32-40853, 32-7240056 to 32-7240147 inclusive
	99466-07	F,J	* AFT SECTION - Fuselage	1	
	99466-19	F,K	* AFT SECTION - Fuselage	1	32-40853, 32-7240056 to 32-7340201 inclusive
	99466-11	F,AR	* AFT SECTION - Fuselage	1	
	99466-20	F,AP	* AFT SECTION - Fuselage	1	32-7440001 and up

When ordering, always specify Part Number, Description and Serial Number of Aircraft

PIPER PARTS CATALOG

Figure and Index Number	Part Number	Code	NOMENCLATURE	No. Req.	SERIAL NUMBERS AFFECTED	
8-3	68202-00	A	* COCKPIT ASSEMBLY - Fuselage	1	32-1 to 32-375 inclusive	
	68202-02	A	* COCKPIT ASSEMBLY - Fuselage	1	32-376 to 32-450 inclusive	
	68202-03	A	* COCKPIT ASSEMBLY - Fuselage	1	32-451 to 32-1110 inclusive	
	69436-00	A	* COCKPIT ASSEMBLY - Fuselage	1	32-1111 to 32-1250 inclusive	
	69436-03	A	* COCKPIT ASSEMBLY - Fuselage	1	32-1251 to 32-1320 inclusive	
	69436-05	A	* COCKPIT ASSEMBLY - Fuselage	1	32-7100001 to 32-7100038 incl	
	69436-07	A	* COCKPIT ASSEMBLY - Fuselage	1	32-7200001 to 32-7200055 incl	
	68202-04	B	* COCKPIT ASSEMBLY - Fuselage	1	32-40000 to 32-40565 inclusive	
	69436-02	B	* COCKPIT ASSEMBLY - Fuselage	1	32-40566 to 32-40850 inclusive	
	69436-04	B	* COCKPIT ASSEMBLY - Fuselage	1	32-40851 to 32-41018 inclusive	
	69436-06	B	* COCKPIT ASSEMBLY - Fuselage	1	32-7140001 to 32-7140086 incl	
	69436-08	B	* COCKPIT ASSEMBLY - Fuselage	1	32-7240001 to 32-7240147 incl	
	69102-00	A,D	* COCKPIT ASSEMBLY - Fuselage	1	32-1 to 32-1110 inclusive	
	69437-00	A,D	* COCKPIT ASSEMBLY - Fuselage	1	32-1111 to 32-1250 inclusive	
	69437-04	A,D	* COCKPIT ASSEMBLY - Fuselage	1	32-1251 to 32-1320 inclusive	
	69437-06	A,D	* COCKPIT ASSEMBLY - Fuselage	1	32-7100001 to 32-7100038 incl	
	69437-08	A,D	* COCKPIT ASSEMBLY - Fuselage	1	32-7200001 to 32-7200055 incl	
	69437-10	A,D	* COCKPIT ASSEMBLY - Fuselage	1	32-7300001 to 32-7300076 incl	
	69702-00	A,D	* COCKPIT ASSEMBLY - Fuselage	1	32-7400001 to 32-7400061 incl	
	69702-06	A,D	* COCKPIT ASSEMBLY - Fuselage	1	32-7500001 to 32-7600001 incl	
	69890-903	A	* COCKPIT ASSEMBLY - Fuselage	1	32-7600002 and up	
	69102-02	B,D	* COCKPIT ASSEMBLY - Fuselage	1	32-40000 to 32-40565 inclusive	
	69437-02	B,D	* COCKPIT ASSEMBLY - Fuselage	1	32-40566 to 32-40850 inclusive	
	69437-05	B,C,D	* COCKPIT ASSEMBLY - Fuselage	1	32-40851 to 32-41018 inclusive	
	69437-07	B,C,D	* COCKPIT ASSEMBLY - Fuselage	1	32-7140001 to 32-7140086 incl	
	69437-09	B,C,D	* COCKPIT ASSEMBLY - Fuselage	1	32-7240001 to 32-7240147 incl	
	69437-11	B,D	* COCKPIT ASSEMBLY - Fuselage	1	32-7340001 to 32-7340201 incl	
	69702-02	B,D	* COCKPIT ASSEMBLY - Fuselage	1	32-7440001 to 32-7440182 incl	
	69702-05	B	* COCKPIT ASSEMBLY - Fuselage	1	32-7540001 to 32-7640029 incl	
	69890-913	B	* COCKPIT ASSEMBLY - Fuselage	1	32-7640030 to 32-7840222 incl	
	69890-923	B	* COCKPIT ASSEMBLY - Fuselage	1	32-7940001 and up	
	69437-03	C	* COCKPIT ASSEMBLY - Fuselage	1	32S-40000 to 32S-40850 inclusive	
	38001-903	E	* COCKPIT ASSEMBLY - Fuselage	1	32R-7680001 to 32R-7680538 incl	
	38001-923	E	* COCKPIT ASSEMBLY - Fuselage	1	32R-7780001 and up	
	-4	68210-00	A	** COCKPIT ASSEMBLY - Fuselage, upper	1	32-1 to 32-450 inclusive
		68210-02	A	** COCKPIT ASSEMBLY - Fuselage, upper	1	32-451 to 32-1110 inclusive
		68210-04	A	** COCKPIT ASSEMBLY - Fuselage, upper	1	32-1111 to 32-1250 inclusive
		68210-06	A	** COCKPIT ASSEMBLY - Fuselage, upper	1	32-1251 to 32-1320 inclusive
		68210-08	A	** COCKPIT ASSEMBLY - Fuselage, upper	1	32-7100001 to 32-7100038 incl
		68210-10	A	** COCKPIT ASSEMBLY - Fuselage, upper	1	32-7200001 to 32-7200055 incl
68210-03		B	** COCKPIT ASSEMBLY - Fuselage, upper	1	32-40000 to 32-40565 inclusive	
68210-05		B	** COCKPIT ASSEMBLY - Fuselage, upper	1	32-40566 to 32-40850 inclusive	
68210-07		B	** COCKPIT ASSEMBLY - Fuselage, upper	1	32-40851 to 32-41018 inclusive	
68210-09		B	** COCKPIT ASSEMBLY - Fuselage, upper	1	32-7140001 to 32-7140086 incl	
68210-11		B	** COCKPIT ASSEMBLY - Fuselage, upper	1	32-7240001 to 32-7240147 incl	
69103-00		A,D	** COCKPIT ASSEMBLY - Fuselage, upper	1	32-1 to 32-1110 inclusive	
69103-03		A,D	** COCKPIT ASSEMBLY - Fuselage, upper	1	32-1111 to 32-1250 inclusive	
69103-05		A,D	** COCKPIT ASSEMBLY - Fuselage, upper	1	32-1251 to 32-1320 inclusive	
69103-07		A,D	** COCKPIT ASSEMBLY - Fuselage, upper	1	32-7100001 to 32-7100038 incl	
69103-09		A,D	** COCKPIT ASSEMBLY - Fuselage, upper	1	32-7200001 to 32-7200055 incl	
69103-11		A,D	** COCKPIT ASSEMBLY - Fuselage, upper	1	32-7300001 to 32-7300076 incl	
69103-13		A,D	** COCKPIT ASSEMBLY - Fuselage, upper	1	32-7400001 to 32-7400061 incl	
69103-18		A,D	** COCKPIT ASSEMBLY - Fuselage, upper	1	32-7500001 to 32-7600001 incl	
69103-02		B,D	** COCKPIT ASSEMBLY - Fuselage, upper	1	32-40000 to 32-40565 inclusive	
69103-04		B,D	** COCKPIT ASSEMBLY - Fuselage, upper	1	32-40566 to 32-40850 inclusive	
69103-06		B,D	** COCKPIT ASSEMBLY - Fuselage, upper	1	32-40851 to 32-41018 inclusive	
69103-08		B,D	** COCKPIT ASSEMBLY - Fuselage, upper	1	32-7140001 to 32-7140086 incl	
69103-10		B,D	** COCKPIT ASSEMBLY - Fuselage, upper	1	32-7240001 to 32-7240147 incl	
69103-12		B,D	** COCKPIT ASSEMBLY - Fuselage, upper	1	32-7340001 to 32-7340201 incl	

When ordering, always specify Part Number, Description and Serial Number of Aircraft

PIPER PARTS CATALOG

Figure and Index Number	Part Number	Code	NOMENCLATURE	No. Req.	SERIAL NUMBERS AFFECTED	
8-4	69103-14	B,D	** COCKPIT ASSEMBLY - Fuselage, upper	1	32-7440001 to 32-7440182 incl	
	69103-17	B,D	** COCKPIT ASSEMBLY - Fuselage, upper	1	32-7540001 to 32-7640029 incl	
	69890-908	BA	** COCKPIT ASSEMBLY - Fuselage, upper	1		
	69890-918	B	** COCKPIT ASSEMBLY - Fuselage, upper	1	32-7940001 and up	
	38001-908	E	** COCKPIT ASSEMBLY - Fuselage, upper	1		
-5	68211-00	A,L	*** UPPER COCKPIT ASSEMBLY - Forward	1	32-1 to 32-450 inclusive	
	68211-08	A,L	*** UPPER COCKPIT ASSEMBLY - Forward	1	32-451 to 32-1110 inclusive	
	69310-00	A,L	*** UPPER COCKPIT ASSEMBLY - Forward	1	32-1111 to 32-1320 inclusive	
	69310-05	A,L	*** UPPER COCKPIT ASSEMBLY - Forward	1	32-7100001 to 32-7100038 incl	
	69310-07	A,L	*** UPPER COCKPIT ASSEMBLY - Forward	1	32-7200001 to 32-7200055 incl	
	69310-10	A,L	*** UPPER COCKPIT ASSEMBLY - Forward	1	32-7300001 to 32-7300076 incl	
	69310-13	A,L	*** UPPER COCKPIT ASSEMBLY - Forward	1	32-7400001 to 32-7400061 incl	
	69310-22	A,L	*** UPPER COCKPIT ASSEMBLY - Forward	1	32-7500001 to 32-7600001 incl	
	68211-09	B,L	*** UPPER COCKPIT ASSEMBLY - Forward	1	32-40000 to 32-40565 inclusive	
	69310-04	B,L	*** UPPER COCKPIT ASSEMBLY - Forward	1	32-40566 to 32-41018 inclusive	
	69310-06	B,L	*** UPPER COCKPIT ASSEMBLY - Forward	1	32-7140001 to 32-7140086 incl	
	69310-08	B,L	*** UPPER COCKPIT ASSEMBLY - Forward	1	32-7240001 to 32-7240147 incl	
	69310-11	B,L	*** UPPER COCKPIT ASSEMBLY - Forward	1	32-7340001 to 32-7340201 incl	
	69310-14	B,L	*** UPPER COCKPIT ASSEMBLY - Forward	1	32-7440001 to 32-7440182 incl	
	69310-21	B,L	*** UPPER COCKPIT ASSEMBLY - Forward	1	32-7540001 to 32-7640029 incl	
	69890-909	L,BA	*** UPPER COCKPIT ASSEMBLY - Forward	1		
	69890-919	B,L	*** UPPER COCKPIT ASSEMBLY - Forward	1	32-7940001 and up	
	38001-909	E,M	*** UPPER COCKPIT ASSEMBLY - Forward	1		
	-6	69908-00	AS	**** SKIN - Top front	1	
		69908-900	BB	**** SKIN - Top front	1	
69908-901		AU	**** SKIN - Top front	1		
-7	68211-05	N	**** SKIN - Top left	1		
	69310-02	O	**** SKIN - Top left	1		
	69310-12	Q	**** SKIN - Top left	1		
	69895-02	AS	**** SKIN - Top left	1		
	69895-900	AV	**** SKIN - Top left	1		
	68211-06	N	**** SKIN - Top right	1		
	69310-03	O	**** SKIN - Top right	1		
	69310-09	Q	**** SKIN - Top right	1		
	69895-03	AS	**** SKIN - Top right	1		
	69895-901	AV	**** SKIN - Top right	1		
-8	68211-04	AW	**** SKIN - Right side	1		
	79563-902	AX	**** SKIN - Right side	1		
-9	63596-00	N	**** COVER - Upper cockpit	1		
-10	68211-02	AS	**** SKIN - Left front	1		
	79563-907	AT	**** SKIN - Left front	1		
	38229-900	E	**** SKIN - Left front	1		
-11	38046-00	E	**** DOUBLER - Access cover	1		
-12	68288-00	N	*** PANEL - Center skin	1		
	69309-00	S	*** PANEL - Center skin	1		
	69309-02	T	*** PANEL ASSEMBLY - Center skin	1		
	78110-02	P	*** PANEL ASSEMBLY - Center skin	1		
	78110-00	AQ	*** PANEL - Center skin	1		
	453 741	AZ	*** BUMPER - (1152) Baggage door	1		
-13	37939-03	R,U	*** BUMPER - Baggage door	1		
	68311-00	X,Y	*** UPPER COCKPIT ASSEMBLY - Center	1		
-14	68311-06	X,Z	*** UPPER COCKPIT ASSEMBLY - Center	1		
	68311-07	V,X	*** UPPER COCKPIT ASSEMBLY - Center	1		
	69703-00	X,AY	*** UPPER COCKPIT ASSEMBLY - Center	1		
	69890-910	X,AT	*** UPPER COCKPIT ASSEMBLY - Center	1		
	38001-910	E,X	*** UPPER COCKPIT ASSEMBLY - Center	1		
-15	68311-05	AS	**** SKIN - Top front	1		
	69899-900	AV	**** SKIN - Top front	1		

When ordering, always specify Part Number, Description and Serial Number of Aircraft

PIPER PARTS CATALOG

Figure and Index Number	Part Number	Code	NOMENCLATURE	No. Req.	SERIAL NUMBERS AFFECTED
8-16	68318-00	J	**** SKIN - Left side, window trim	1	
	69691-00	E,H	**** SKIN - Left side, window trim	1	
	62491-00	J	**** SKIN - Right side, window trim	1	
	69694-00	E,H	**** SKIN - Right side, window trim	1	
	62493-00	AW	**** PAN - Upper cockpit	1	
-17	79547-02	AX	**** PAN - Upper cockpit	1	
	68329-00	J	**** SKIN - Left side, window trim	1	
-18	69692-00	E,H	**** SKIN - Left side, window trim	1	
	68348-00	J	**** SKIN - Right side, window trim	1	
	69695-00	E,H	**** SKIN - Right side, window trim	1	
-19	62420-22	J	**** SKIN - Left side, window trim	1	
	76255-00	E,H	**** SKIN - Left side, window trim	1	
	62420-11	AW	**** SKIN - Right side, window trim	1	
-20	79561-03	AX	**** SKIN - Right side, window trim	1	
	761 077	W,AN	**** KIT - Cabin assist handle replacement	1	
-21	481 772	W,AM	**** HANDLE - (N8167)	1	
	69902-00	AS	**** SKIN - Top	1	
-22	69902-900	AV	**** SKIN - Top	1	
	68355-00	AB,AD	**** UPPER COCKPIT ASSEMBLY - Aft	1	
	68355-07	AA,AB	**** UPPER COCKPIT ASSEMBLY - Aft	1	
	68355-08	AB,AC	**** UPPER COCKPIT ASSEMBLY - Aft	1	
	69104-00	D,AB,AD	**** UPPER COCKPIT ASSEMBLY - Aft	1	
	69104-02	D,AA,AB	**** UPPER COCKPIT ASSEMBLY - Aft	1	
	69104-03	V,AB	**** UPPER COCKPIT ASSEMBLY - Aft	1	
	69104-05	AB,AY	**** UPPER COCKPIT ASSEMBLY - Aft	1	
	69890-911	AB,AT	**** UPPER COCKPIT ASSEMBLY - Aft	1	
	38001-911	E,AB	**** UPPER COCKPIT ASSEMBLY - Aft	1	
-23	69903-00	AS	**** SKIN - Top	1	
	69903-900	AV	**** SKIN - Top	1	
-24	68500-00	A	**** COCKPIT ASSEMBLY - Fuselage, lower	1	32-1 to 32-375 inclusive
	68500-02	A	**** COCKPIT ASSEMBLY - Fuselage, lower	1	32-376 to 32-7100038 incl
	68500-06	A	**** COCKPIT ASSEMBLY - Fuselage, lower	1	32-7200001 to 32-7200055 incl
	68500-03	B	**** COCKPIT ASSEMBLY - Fuselage, lower	1	32-40000 to 32-7140086 incl
	68500-07	B	**** COCKPIT ASSEMBLY - Fuselage, lower	1	32-7240001 to 32-7240147 incl
	68500-04	A,D	**** COCKPIT ASSEMBLY - Fuselage, lower	1	32-1 to 32-7100038 inclusive
	68500-08	A,D	**** COCKPIT ASSEMBLY - Fuselage, lower	1	32-7200001 to 32-7300076 incl
	68500-10	A,D	**** COCKPIT ASSEMBLY - Fuselage, lower	1	32-7400001 to 32-7600001 incl
	69890-905	A	**** COCKPIT ASSEMBLY - Fuselage, lower	1	32-7600002 and up
	68500-05	B,D	**** COCKPIT ASSEMBLY - Fuselage, lower	1	32-40000 to 32-7140086 incl
	68500-09	B,D	**** COCKPIT ASSEMBLY - Fuselage, lower	1	32-7240001 to 32-7340201 incl
	68500-11	B,D	**** COCKPIT ASSEMBLY - Fuselage, lower	1	32-7440001 to 32-7640029 incl
	69890-915	B	**** COCKPIT ASSEMBLY - Fuselage, lower	1	32-7640030 to 32-7840222 incl
	69890-925	B	**** COCKPIT ASSEMBLY - Fuselage, lower	1	32-7940001 and up
	38001-905	E	**** COCKPIT ASSEMBLY - Fuselage, lower	1	
	-25	68501-00	A,AH	**** LOWER COCKPIT ASSEMBLY - Forward	1
68950-00		A,AH	**** LOWER COCKPIT ASSEMBLY - Forward	1	32-376 to 32-7100038 inclusive
68950-03		A,AH	**** LOWER COCKPIT ASSEMBLY - Forward	1	32-7200001 to 32-7300076 incl
68950-04		A,AH	**** LOWER COCKPIT ASSEMBLY - Forward	1	32-7400001 to 32-7600001 incl
69890-906		AH	**** LOWER COCKPIT ASSEMBLY - Forward	1	
69029-00		B,AH	**** LOWER COCKPIT ASSEMBLY - Forward	1	32-40000 to 32-7140086 incl
69029-03		B,AH	**** LOWER COCKPIT ASSEMBLY - Forward	1	32-7240001 to 32-7340201 incl
69029-04		B,AH	**** LOWER COCKPIT ASSEMBLY - Forward	1	32-7440001 to 32-7640029 incl
69890-916		B,AH	**** LOWER COCKPIT ASSEMBLY - Forward	1	32-7640030 to 32-7840222 incl
69890-926		B,AH	**** LOWER COCKPIT ASSEMBLY - Forward	1	32-7940001 and up
-26	38001-906	E,AH	**** LOWER COCKPIT ASSEMBLY - Forward	1	
	69906-00	AS	**** SKIN - Bottom	1	
	69906-900	AT	**** SKIN - Bottom	1	
	38228-900	E	**** SKIN - Bottom	1	

When ordering, always specify Part Number, Description and Serial Number of Aircraft

PIPER PARTS CATALOG

Figure and Index Number	Part Number	Code	NOMENCLATURE	No. Req.	SERIAL NUMBERS AFFECTED
8-27	68501-03	AS	* * * * SKIN - Bottom	1	
	69905-900	AV	* * * * SKIN - Bottom	1	
-28	68501-04	A	* * * * SKIN - Bottom	1	32-1 to 32-375 inclusive
	69896-00	AK	* * * * SKIN - Bottom	1	
	69896-900	A	* * * * SKIN - Bottom	1	32-7600002 and up
	69896-902	B	* * * * SKIN - Bottom	1	32-7640030 to 32-7840222 incl
	38416-02	B	* * * * SKIN - Bottom	1	32-7940001 and up
	38227-900	E	* * * * SKIN - Bottom	1	
-29	65077-00	A	* * * * COVER ASSEMBLY - Access door	1	32-1 to 32-375 inclusive
	65533-00	A	* * * * COVER ASSEMBLY - Access door	1	32-376 and up
-30	22482-00	A,W	* * * * SCOOP - Cover assembly	1	32-1 to 32-375 inclusive
-31	65072-00		* * * * COVER ASSEMBLY - Access door	1	
-32	68601-00	AE,AF	* * * LOWER COCKPIT ASSEMBLY - Aft	1	
	68601-09	AF,AJ	* * * LOWER COCKPIT ASSEMBLY - Aft	1	
	68601-05	D,AE,AF	* * * LOWER COCKPIT ASSEMBLY - Aft	1	
	68601-10	D,AE,AG	* * * LOWER COCKPIT ASSEMBLY - Aft	1	
	69890-907	D,AE,AT	* * * LOWER COCKPIT ASSEMBLY - Aft	1	
	38001-907	E,AE	* * * LOWER COCKPIT ASSEMBLY - Aft	1	32R-7680001 to 32R-7680538 incl
	38001-927	E,AE	* * * LOWER COCKPIT ASSEMBLY - Aft	1	32R-7780001 and up
-33	69898-00	AS	* * * * SKIN - Bottom	1	
	69898-900	AV	* * * * SKIN - Bottom	1	
-34	69897-00	AS	* * * * SKIN - Bottom	1	
	69897-900	AV	* * * * SKIN - Bottom	1	
-35	68602-00		* * * * SKIN - Bottom, left	1	
	68602-01		* * * * SKIN - Bottom, right	1	
-36	76474-03	AS	* * SKIN - Left side	1	
	76474-903	AV	* * SKIN - Left side	1	
-37	69907-00	AS	* * SKIN - Left side	1	
	69907-900	AV	* * SKIN - Left side	1	
	69907-01	AS	* * SKIN - Right side	1	
	69907-901	AV	* * SKIN - Right side	1	
-38	69911-00	AS	* * SKIN - Right side	1	
	69911-900	A,V	* * SKIN - Right side	1	
-39	68355-04	A,B	* SKIN - Left side	1	
	69912-00	AS	* SKIN - Right side	1	
	69912-900	AV	* SKIN - Right side	1	
-40	69904-00	AS	* SKIN - Top	1	
	69904-900	AV	* SKIN - Top	1	
-41	68377-00	A	* SKIN - Right side	1	
	69696-00	AL	* SKIN - Right side	1	
-42	38046-02	E	* COVER - Access	1	
-43	487 674	D	* STUD - (XX16282) Cargo door strap	1	
-44	453 741	D,AZ	* BUMPER - (1152) Cargo door	1	
	37939-03	U	* BUMPER - Cargo door	1	
-45	487 574		* STUD - (XX16362)	2	
-46	68014-00		STEP ASSEMBLY	1	
-47	79427-02		COVER - ADF antenna closeout	1	
-48	69881-02	AO	GUTTER - Cargo door	1	
-49	69881-03	AO	GUTTER - Cabin door	1	

When ordering, always specify Part Number, Description and Serial Number of Aircraft

PIPER PARTS CATALOG

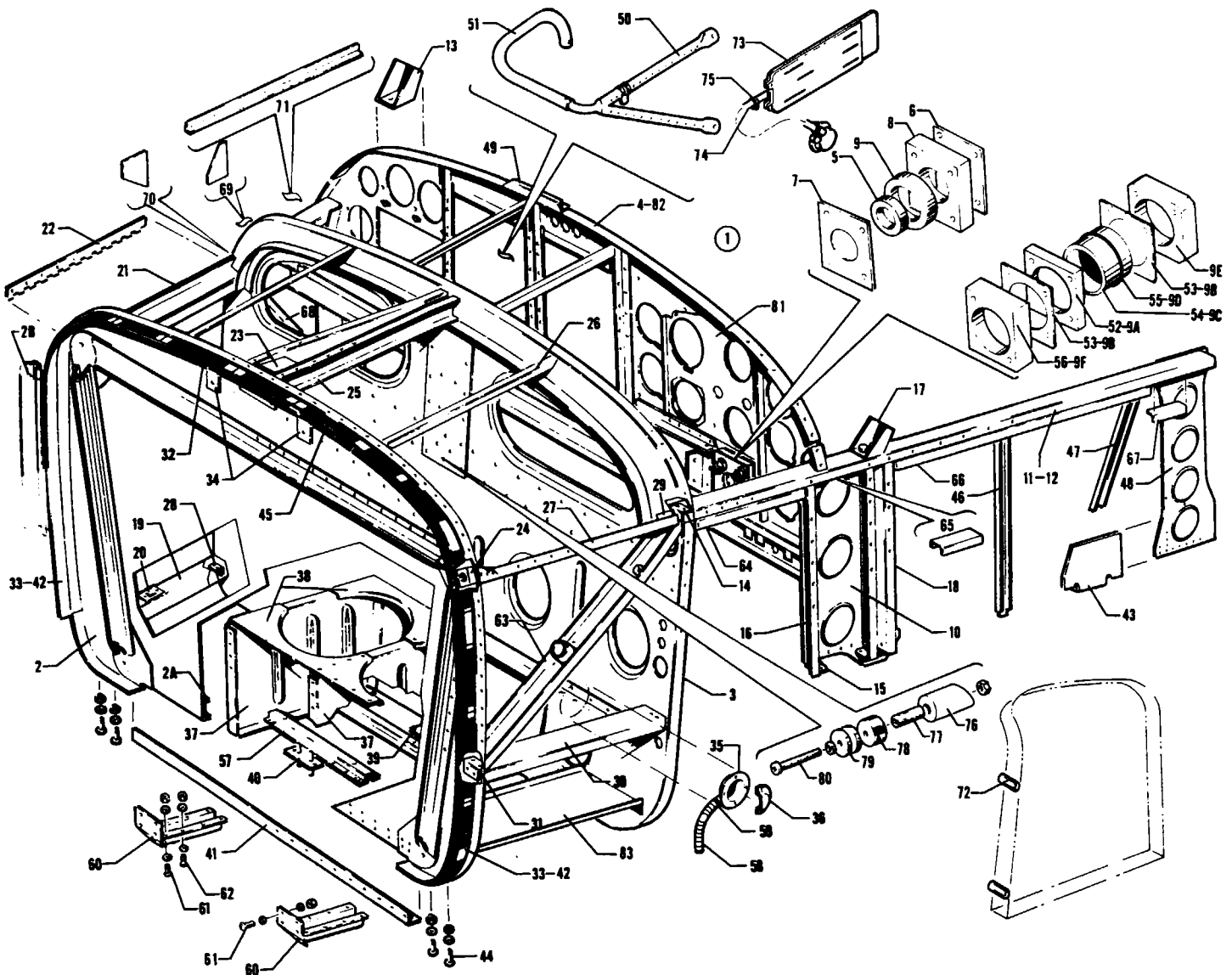


Figure 9 Upper Cockpit Assembly - Forward

REVISED: APRIL 1980

PIPER PARTS CATALOG

CODE EXPLANATIONS FOR FIGURE 9

- A - Used on PA-32-260 only
- B - Used on PA-32-300 only
- C - Used on PA-32-260 with serial numbers 32-1111 to 32-1320 incl , and PA-32-300 with serial numbers 32-40566 to 32-41018 incl
- D - Used on PA-32-260 with serial numbers 32-7100001 to 32-7100038 incl , and PA-32-300 with serial numbers 32-7140001 to 32-7140086 incl
- E - Used on PA-32-260 with serial numbers 32-7200001 to 32-7200055 incl , and PA-32-300 with serial numbers 32-7240001 to 32-7240147 incl
- F - Used on PA-32-260 with serial numbers 32-7300001 to 32-7300076 incl , and PA-32-300 with serial numbers 32-7340001 to 32-7340201 incl
- G - Used on PA-32-260 with serial numbers 32-7400001 to 32-7400061 incl , and PA-32-300 with serial numbers 32-7440001 to 32-7440182 incl
- H - Used on PA-32-260 with serial numbers 32-1111 and up, and PA-32-300 with serial numbers 32-40566 and up
- J - Used on PA-32-260 with serial numbers 32-1251 to 32-7200055 incl , and PA-32-300 with serial numbers 32-40851 to 32-7240147 incl
- K - Used on PA-32-260 with serial numbers 32-7500001 and up, and PA-32-300 with serial numbers 32-7540001 and up
- L - Used on PA-32-260 with serial numbers 32-1 to 32-1110 incl , and PA-32-300 with serial numbers 32-40000 to 32-40565 incl
- M - If existing door lock incorporates a notched cam, order striker plate, Part No 99463-00 only
- N - If door incorporates Trigger-Action Latch H38- 120- 750, identifiable by the rectangular push button, order part for serial numbers 32-1111 and up on PA-32-260 or 32-40566 and up on PA-32-300
- O - Used on PA-32-260 with serial numbers 32-7200001 and up, and PA-32-300 with serial numbers 32-7240001 and up
- P - Used on PA-32-260 with serial numbers 32-1 to 32-7100038 incl , and PA-32-300 with serial numbers 32-40000 to 32-7140086 incl
- Q - Used on PA-32-260 with serial numbers 32-7100001 and up, and PA-32-300 with serial numbers 32-7140001 and up
- R - Used on PA-32-260 with serial numbers 32-1 to 32-7300076 incl , and PA-32-300 with serial numbers 32-40000 to 32-7340201 incl
- S - Used on PA-32-260 with serial numbers 32-7400001 and up, and PA-32-300 with serial numbers 32-7440001 and up
- T - Used on PA-32S-300 Seaplane Model only
- U - Used on PA-32-260 with serial numbers 32-51 to 32-1110 incl , and PA-32-300 with serial numbers 32-40000 to 32-40565 incl
- V - Used on PA-32-260 with serial numbers 32-451 to 32-1110 incl , and PA-32-300 with serial numbers 32-40000 to 32-40565 incl
- W - These parts must be ordered from Service Spares Department, Piper Aircraft, Lock Haven, Penna
- X - Used on PA-32-260 with serial numbers 32-1111 to 32-7400061 incl , and PA-32-300 with serial numbers 32-40566 to 32-7540002 incl
- Y - Used on PA-32-260 with serial numbers 32-7500001 and up, and PA-32-300 with serial numbers 32-7540003 and up
- Z - Used on PA-32-260 with serial numbers 32-1 to 32-7600001 incl , and PA-32-300 with serial numbers 32-40000 to 32-7640029 incl
- AA - Used on PA-32-260 with serial numbers 32-7600002 and up, and PA-32-300 with serial numbers 32-7640030 and up
- AB - Used on PA-32-260 with serial numbers 32-7600001 and up, and PA-32-300 with serial numbers 32-7640001 and up
- AC - Used if NSD-360 is installed
- AD - Used on PA-32-260 with serial numbers 32-7600002 and up, and PA-32-300 with serial numbers 32-7640030 to 32-7840222 incl
- AE - Used on PA-32-260 with serial numbers 32-1111 to 32-7400061 inclusive, and PA-32-300 with serial numbers 32-40566 to 32-7440182 inclusive

PIPER PARTS CATALOG

Figure and Index Number	Part Number	Code	NOMENCLATURE	No. Req.	SERIAL NUMBERS AFFECTED
9-1	68211-00	A	COCKPIT ASSEMBLY - Forward	1	32-1 to 32-450 inclusive
	68211-08	A	COCKPIT ASSEMBLY - Forward	1	32-451 to 32-1110 inclusive
	69310-00	A	COCKPIT ASSEMBLY - Forward	1	32-1111 to 32-1320 inclusive
	69310-05	A	COCKPIT ASSEMBLY - Forward	1	32-7100001 to 32-7100038 incl
	69310-07	A	COCKPIT ASSEMBLY - Forward	1	32-7200001 to 32-7200055 incl
	69310-10	A	COCKPIT ASSEMBLY - Forward	1	32-7300001 to 32-7300076 incl
	69310-13	A	COCKPIT ASSEMBLY - Forward	1	32-7400001 to 32-7400061 incl
	69310-22	A	COCKPIT ASSEMBLY - Forward	1	32-7500001 to 32-7600001 incl
	68211-09	B	COCKPIT ASSEMBLY - Forward	1	32-40000 to 32-40565 inclusive
	69310-04	B	COCKPIT ASSEMBLY - Forward	1	32-40566 to 32-41018 inclusive
	69310-06	B	COCKPIT ASSEMBLY - Forward	1	32-7140001 to 32-7140086 incl
	69310-08	B	COCKPIT ASSEMBLY - Forward	1	32-7240001 to 32-7240147 incl
	69310-11	B	COCKPIT ASSEMBLY - Forward	1	32-7340001 to 32-7340201 incl
	69310-14	B	COCKPIT ASSEMBLY - Forward	1	32-7440001 to 32-7440182 incl
	69310-21	B	COCKPIT ASSEMBLY - Forward	1	32-7540001 to 32-7640029 incl
	69890-909	AD	COCKPIT ASSEMBLY - Forward	1	
	69890-919	B	COCKPIT ASSEMBLY - Forward	1	32-7940001 and up
-2	68212-00	A	* FIREWALL ASSEMBLY	1	32-1 to 32-1110 inclusive
	69466-00	A	* FIREWALL ASSEMBLY	1	32-1111 to 32-7300076 inclusive
	69466-03	A	* FIREWALL ASSEMBLY	1	32-7400001 and up
	68212-02	B	* FIREWALL ASSEMBLY	1	32-40000 to 32-40565 inclusive
	69466-02	B	* FIREWALL ASSEMBLY	1	32-40566 to 32-7340201 incl
	69466-04	B	* FIREWALL ASSEMBLY	1	32-7440001 to 32-7640029 incl
	69466-03	B	* FIREWALL ASSEMBLY	1	32-7640030 to 32-7840222 incl
	69466-05	B	* FIREWALL ASSEMBLY	1	32-7940001 and up
	65388-59	D	* FIREWALL ASSEMBLY	1	32-40000 to 32-7240147 incl
-2a	68216-00		** CHANNEL - Firewall	1	
-2b	68217-00		** JAMB - Firewall	1	
-3	68230-00	L	* BULKHEAD ASSEMBLY - Sta 49 5	1	
	69467-00	A,E	* BULKHEAD ASSEMBLY - Sta 49 5	1	
	69467-02	G	* BULKHEAD ASSEMBLY - Sta 49 5	1	
	69467-03	K	* BULKHEAD ASSEMBLY - Sta 49 5	1	
-4	68240-00	A	* PANEL ASSEMBLY - Instrument	1	32-1 to 32-50 inclusive
	68240-02	A	* PANEL ASSEMBLY - Instrument	1	32-51 to 32-450 inclusive
	68387-00	A	* PANEL ASSEMBLY - Instrument	1	32-451 to 32-1110 inclusive
	68387-02	B	* PANEL ASSEMBLY - Instrument	1	32-40000 to 32-40565 inclusive
	69306-00	C	* PANEL ASSEMBLY - Instrument	1	
	69306-02	D	* PANEL ASSEMBLY - Instrument	1	
	69306-03	E	* PANEL ASSEMBLY - Instrument	1	
	69306-04	F	* PANEL ASSEMBLY - Instrument	1	
	69306-05	G	* PANEL ASSEMBLY - Instrument	1	
	69798-00	K	* PANEL ASSEMBLY - Instrument	1	
-5	62870-00		** BUSHING - Control wheel	2	32-1 to 32-50 inclusive
-6	62521-15		** WASHER - Felt, control wheel	2	32-1 to 32-50 inclusive
-7	62521-09		** PLATE - Control wheel	2	32-1 to 32-50 inclusive
-8	62869-00		** PLATE - Control wheel	2	32-1 to 32-50 inclusive
-9	62871-00		** SPACER - Control wheel	2	32-1 to 32-50 inclusive
-9a	68272-02	H	** PLATE - Control wheel	2	
-9b	68272-03	H	** PLATE - Control wheel	4	
-9c	68273-02	H	** BUSHING - Control wheel	2	
-9d	484 792	H	** "O" RING - Control wheel (MS28775-218)	2	
-9e	66931-00	J	** PLATE - Control wheel lock	1	
-9f	68272-04	H	** PLATE - Control wheel	2	
-10	68252-00		* WEB - Upper cockpit, left	1	
	68253-00		* WEB - Upper cockpit, right	1	
-11	68254-00		* LONGERON - Upper cockpit, left	1	
-12	68258-00	Z	* LONGERON - Upper cockpit, right	1	
	68258-05	AA	* LONGERON ASSEMBLY - Upper cockpit, right	1	
-13	68257-00	Z	* FITTING ASSEMBLY - Web assembly	1	
	79553-01	AA	* FITTING ASSEMBLY - Web assembly	1	

When ordering, always specify Part Number, Description and Serial Number of Aircraft

PIPER PARTS CATALOG

Figure and Index Number	Part Number	Code	NOMENCLATURE	No Req.	SERIAL NUMBERS AFFECTED
9-14	68255-00	P	* CLIP - Web assembly, left	1	
	96839-00	O	* CLIP - Web assembly, left	1	
	68255-01	P	* CLIP - Web assembly, right	1	
	96839-01	O	* CLIP - Web assembly, right	1	
-15	62514-00		* CLIP - Web assembly	2	
-16	62674-03		* ZEE - Web assembly, left	1	
	62674-01		* ZEE - Web assembly, right	1	
-17	62522-00	Z	* FITTING - Web assembly	1	
	79553-00	AA	* FITTING - Web assembly	1	
-18	62653-04		* FRAME ASSEMBLY - Upper cockpit	1	
-19	68260-00	L,N	* DOOR SILL ASSEMBLY - Forward baggage	1	
	69491-00	H	* DOOR SILL ASSEMBLY - Forward baggage	1	
-20	760 457	L,M,N	* * KIT - Baggage door lock and striker plate conversion	1	
	66794-00	H	* * STRIKER PLATE - Door sill	1	
-21	68266-00		* CHANNEL ASSEMBLY - Forward baggage	1	
-22	68268-02		* * HINGE HALF - Forward baggage	1	
-23	68277-00		* FITTING - Engine mount, center	1	
-24	68282-00		* FITTING - Engine mount, left	1	
	68282-01		* FITTING - Engine mount, right	1	
-25	68276-00		* CHANNEL - Forward baggage, left	1	
	68276-01		* CHANNEL - Forward baggage, right	1	
-26	68278-00		* STIFFENER - Skin, top front	2	
-27	68281-00		* LONGERON - Forward, left	1	
	68281-01		* LONGERON - Forward, right	1	
-28	62506-00		* CLIP - Sill attachment, right	1	
-29	68283-00		* CLIP - Channel attachment, left	1	
	68283-01		* CLIP - Channel attachment, right	1	
-30	68285-00		* LONGERON - Forward, left	1	
-31	68286-00		* CLIP - Channel attachment, left	1	
-32	68290-04		* FLANGE - Nose cowl attaching, top	1	
-33	68290-02		* FLANGE - Nose cowl attaching, left	1	
	68290-03		* FLANGE - Nose cowl attaching, right	1	
-34	68279-00		* PLATE ASSEMBLY - Joggle strip	2	
-35	63218-05		* BOX ASSEMBLY - Ventilator	1	
-36	22482-00	W	* SCOOP - Air	1	
-37	68153-00	R	* WEB ASSEMBLY - Forward baggage, left	1	
	69844-00	S	* WEB ASSEMBLY - Forward baggage, left	1	
	68153-01	R	* WEB ASSEMBLY - Forward baggage, right	1	
	69844-01	S	* WEB ASSEMBLY - Forward baggage, right	1	
-38	68155-00		* GUSSET - Forward baggage, rear	1	
	68155-01		* GUSSET - Forward baggage, forward	1	
-39	68156-00		* GUSSET - Forward baggage, rear	1	
	68157-00		* GUSSET - Forward baggage, forward	1	
-40	68163-00		VENT ASSEMBLY - Battery	1	
-41	68203-00		ANGLE - Firewall	1	
-42	68290-06		FLANGE - Nose cowl attaching, left	1	
	68290-05		FLANGE - Nose cowl attaching, right	1	
-43	62542-00		GUSSET - Left	1	
	62542-01		GUSSET - Right	1	
-44	415 322		CLEVIS BOLT - (MS27039-1-12)	4	
	407 694		WASHER - (AN960-D10)	4	
	404 887	W	NUT - (MS20365-1032C)	4	
-45	65457-00		SEAL - Cowl, complete	1	32-1 to 32-145 inclusive
	65692-02		SEAL - Cowl, lower	2	32-146 and up
	65692-03		SEAL - Cowl, upper	1	32-146 and up
-46	68229-04	L	CHANNEL - Armrest support	1	
	62640-00	C	CHANNEL - Armrest support	1	
	99421-00	Q	CHANNEL - Armrest support	1	

When ordering, always specify Part Number, Description and Serial Number of Aircraft

PIPER PARTS CATALOG

Figure and Index Number	Part Number	Code	NOMENCLATURE	No. Req.	SERIAL NUMBERS AFFECTED
9-47	68274-00	L	CHANNEL - Armrest support	1	
	62640-00	C	CHANNEL - Armrest support	1	
	99421-00	Q	CHANNEL - Armrest support	1	
-48	62644-00		WEB - Forward cockpit, Sta 108	1	
-49	68289-00	L	CHANNEL - Handhold	1	
-50	68098-00	L	TUBE ASSEMBLY - Radio cooling	1	
	67469-00	X	TUBE ASSEMBLY - Radio cooling	1	
-51	13586-00	L,W	TUBE - Radio cooling	1	
	63633-62	X	TUBE - Radio cooling	1	
-52	68272-02	U	PLATE - Control wheel	2	
-53	68272-03	U	PLATE - Control wheel	4	
-54	68273-00		BUSHING - Control wheel	2	32-51 to 32-450 incl
	68273-02	V	BUSHING - Control wheel	2	
-55	484 711	U,W	"O" RING - (AN6227-23) Control wheel	2	
-56	68272-04	U	PLATE - Control wheel	2	
-57	68154-00		HAT ASSEMBLY - Forward baggage	2	
-58	63633-02		HOSE - Air box	1	
-59	454 997		CLAMP - (H1-1160)	1	
-60	69116-00	T	BRACKET ASSEMBLY - Float support	2	32S-40000 to 32S-7240147 incl
-61	400 860	T,W	BOLT - Clevis (AN23-8A)	12	32S-40000 to 32S-7240147 incl
	407 564	T,W	WASHER - (AN960-10)	12	32S-40000 to 32S-7240147 incl
	407 584	T,W	WASHER - (AN960-10L)	12	32S-40000 to 32S-7240147 incl
	404 887	T,W	NUT - (MS20365-1032C)	12	32S-40000 to 32S-7240147 incl
-62	400 669	T	BOLT - Clevis (AN23-9A)	12	32S-40000 to 32S-7240147 incl
	407 564	T,W	WASHER - (AN960-10)	12	32S-40000 to 32S-7240147 incl
	407 584	T,W	WASHER - (AN960-10L)	12	32S-40000 to 32S-7240147 incl
	404 887	T,W	NUT - (MS20365-1032C)	12	32S-40000 to 32S-7240147 incl
-63	69152-00	T	CHANNEL ASSEMBLY - Baggage compartment	1	32S-40000 to 32S-7240147 incl
-64	69139-00	T	ZEE - Forward upper cockpit	1	32S-40000 to 32S-7240147 incl
-65	67177-03	T	CHANNEL - Reinforcement	1	32S-40000 to 32S-7240147 incl
-66	69129-00	T	CHANNEL - Longeron	1	32S-40000 to 32S-7240147 incl
-67	67259-00	T	ANGLE - Reinforcement	1	32S-40000 to 32S-7240147 incl
-68	69118-00	T	CHANNEL - Upper cockpit	1	32S-40000 to 32S-7240147 incl
-69	69132-00	T	GUSSET - Upper cockpit, lower	1	32S-40000 to 32S-7240147 incl
-70	69131-00	T	GUSSET - Upper cockpit, upper	1	32S-40000 to 32S-7240147 incl
-71	69137-00	T	STRINGER - Forward lower cockpit	1	32S-40000 to 32S-7240147 incl
-72	63900-46		BUSHING - Door jamb hinge	2	
-73	79405-00	Y	BOX ASSEMBLY - Radio cooling	1	
-74	63633-136	Y	HOSE - Radio cooling	1	
-75	554 888	Y,W	CLAMP - (SAE TY F-6)	2	
-76	63927-00		BUMPER - Tee bar	1	
-77	63900-64		BUSHING - Tee bar bumper	1	
-78	68699-00		SPACER - Tee bar bumper	1	
-79	62833-23		WASHER - Tee bar bumper	AR	
-80	411 539		BOLT - (MS35207-270)	1	
	407 564	W	WASHER - (AN960-10)	2	
	404 887	W	NUT - (MS20365-1032C)	1	
-81	79564-00	AB,AC	DOUBLER - Instrument panel	1	
-82	79565-00	AB,AC	PANEL - Instrument	1	
-83	68863-00		SHELF ASSEMBLY - Radio equipment	1	

When ordering, always specify Part Number, Description and Serial Number of Aircraft

PIPER PARTS CATALOG

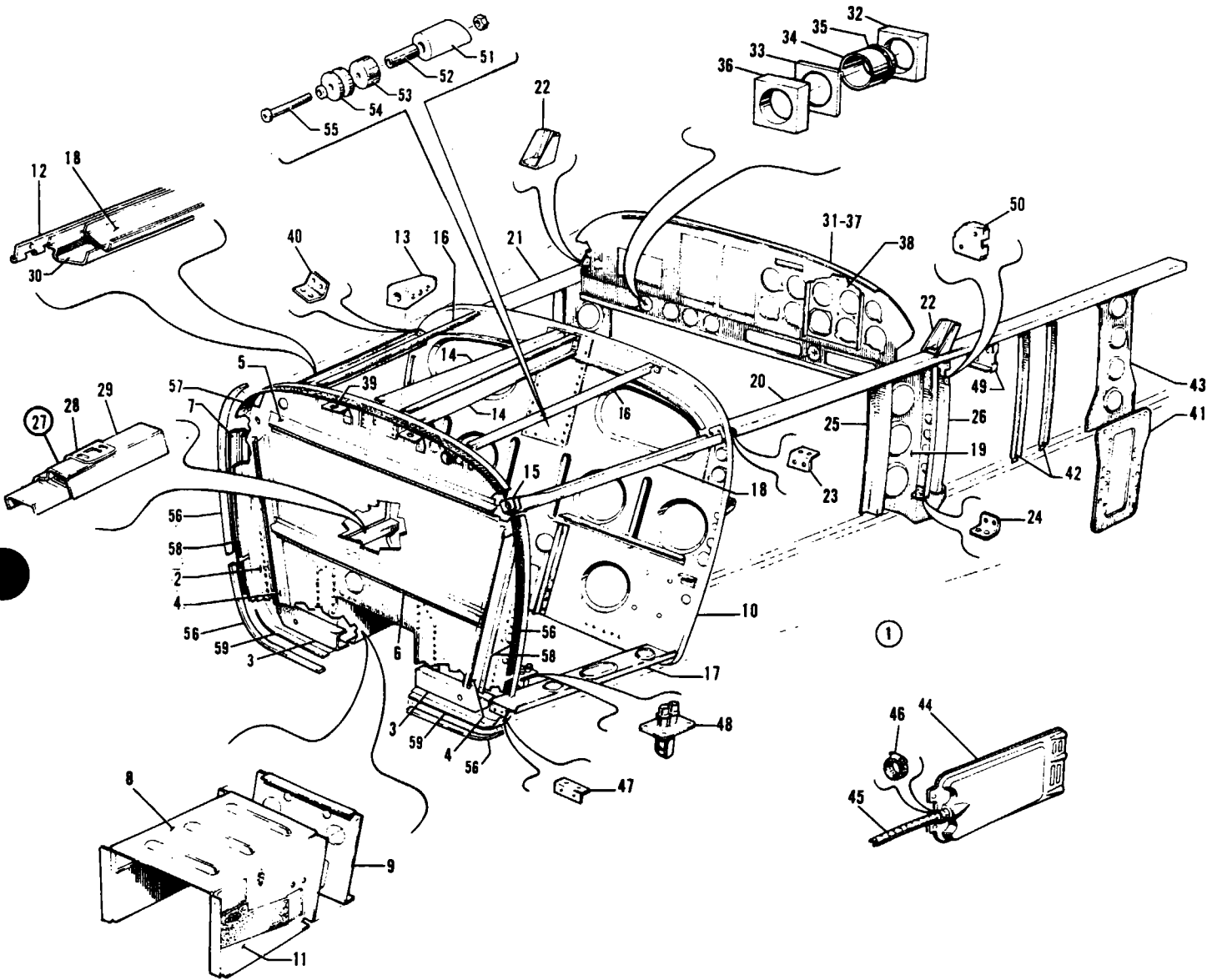


Figure 10 Upper Cockpit Assembly - Forward

PIPER PARTS CATALOG

CODE EXPLANATIONS FOR FIGURE 10

- A - Used if switch panel is unlighted
- B - Used if switch panel is lighted
- C - Used if NSD-360 is installed
- W - These parts must be ordered from Service Spares Department, Piper Aircraft, Lock Haven, Penna.

PIPER PARTS CATALOG

Figure and Index Number	Part Number	Code	NOMENCLATURE	No Req	SERIAL NUMBERS AFFECTED
10-1	38001-909		UPPER COCKPIT ASSEMBLY - Forward	1	
-2	38035-00		* FIREWALL ASSEMBLY - Upper cockpit	1	
-3	38035-03		* * CHANNEL - Firewall, left	1	
	38035-04		* * CHANNEL - Firewall, right	1	
-4	68214-02		* * CHANNEL - Hat, firewall, left	1	
	68214-03		* * CHANNEL - Hat, firewall, right	1	
-5	68215-00		* * CHANNEL - Hat, firewall, upper	1	
-6	38035-02		* * CHANNEL - Hat, firewall, center	1	
-7	68217-00		* * JAMB - Firewall	1	
-8	38037-04		* COVER - Wheel well	1	
-9	38037-00		* COVER - Wheel well	1	
-10	38034-00		* BULKHEAD ASSEMBLY - Sta 49 5	1	
-11	38037-05		* WEB ASSEMBLY - Wheel well, left	1	
	38037-06		* WEB ASSEMBLY - Wheel well, right	1	
-12	68268-02		* HINGE HALF - Forward baggage	1	
-13	68277-00		* FITTING - Engine mount, center	1	
-14	68276-00		* CHANNEL - Forward baggage, left	1	
	68276-01		* CHANNEL - Forward baggage, right	1	
-15	68282-00		* FITTING - Engine mount, left	1	
	68282-01		* FITTING - Engine mount, right	1	
-16	68278-00		* STIFFENER - Skin, top front	2	
-17	38044-00		* LONGERON - Lower	1	
-18	68281-00		* LONGERON - Forward, left	1	
	68281-01		* LONGERON - Forward, right	1	
-19	68252-00		* WEB - Upper cockpit, left	1	
	68253-00		* WEB - Upper cockpit, right	1	
-20	68254-00		* LONGERON - Upper cockpit, left	1	
-21	68258-00		* LONGERON ASSEMBLY - Upper cockpit, right	1	32R-7680001 to 32R-7680013 incl
	68258-05		* LONGERON ASSEMBLY - Upper cockpit, right	1	32R-7680014 and up
-22	62522-00		* FITTING - Web assembly, left	1	32R-7680001 to 32R-7680013 incl
	79553-00		* FITTING - Web assembly, left	1	32R-7680014 and up
	68257-00		* FITTING - Web assembly, right	1	32R-7680001 to 32R-7680013 incl
	79553-01		* FITTING - Web assembly, right	1	32R-7680014 and up
-23	68255-00		* CLIP - Web assembly, left	1	
	96839-01		* CLIP - Web assembly, right	1	
-24	62514-00		* CLIP - Web assembly	2	
-25	62674-03		* ZEE - Web assembly, left	1	
	62674-01		* ZEE - Web assembly, right	1	
-26	62653-04		* FRAME ASSEMBLY - Upper cockpit, left	1	
-27	69491-00		* DOOR SILL ASSEMBLY - Forward baggage	1	
-28	66794-00		* * STRIKER PLATE - Door sill	1	
-29	69492-00		* * JAMB - Forward baggage	1	
-30	68267-00		* JAMB - Baggage door	1	
-31	69798-00		* PANEL ASSEMBLY - Instrument	1	
-32	68272-02		* * PLATE - Control wheel	2	
-33	68272-03		* * PLATE - Control wheel	4	
-34	68273-02		* * BUSHING - Control wheel	2	
-35	484 792		* * "O" RING - Control wheel (MS28775-218)	2	
-36	68272-04		* * PLATE - Control wheel	2	
-37	79565-00	C	PANEL - Instrument	1	

When ordering, always specify Part Number, Description and Serial Number of Aircraft

PIPER PARTS CATALOG

Figure and Index Number	Part Number	Code	NOMENCLATURE	No. Req.	SERIAL NUMBERS AFFECTED
10-38	79564-00	C	DOUBLER - Instrument panel	1	
-39	68279-00		PLATE ASSEMBLY - Joggle strip, left	1	
	68279-04		PLATE ASSEMBLY - Joggle strip, right	1	
-40	68283-00		CLIP - Channel attachment, left	1	
	68283-01		CLIP - Channel attachment, right	1	
-41	62542-00		GUSSET - Left	1	
	62542-01		GUSSET - Right	1	
-42	99421-00		CHANNEL - Armrest support	2	
-43	62644-00		WEB - Forward cockpit, Sta 108	1	
-44	79405-00		BOX ASSEMBLY - Radio cooling	1	
-45	63633-136		HOSE - Radio cooling	1	
-46	554 888	W	CLAMP - (SAE TY F-6)	2	
-47	68286-00		CLIP - Attachment	1	
-48	63909-00		VENT ASSEMBLY - Battery	1	
-49	69347-00	A	MOUNT ASSEMBLY - Switch plate	1	
	69347-03	B	MOUNT ASSEMBLY - Switch plate	1	32R-7885002 and up
-50	69475-00		MOUNT ASSEMBLY - Switch plate	1	
-51	63927-00		BUMPER - Tee bar	1	
-52	63900-64		BUSHING - Tee bar bumper	1	
-53	68699-00		SPACER - Tee bar bumper	1	
-54	62833-23		WASHER - Tee bar bumper	AR	
-55	411 539		BOLT - (MS35207-270)	1	
	407 564	W	WASHER - (AN960-10)	1	
	404 887	W	NUT - (MS20365-1032C)	1	
-56	65692-02		SEAL - Cowl, lower	2	
	65692-03		SEAL - Cowl, upper	1	
-57	68290-04		FLANGE - Engine cowl, top	1	
-58	68290-02		FLANGE - Engine cowl, left	1	
	68290-03		FLANGE - Engine cowl, right	1	
-59	68290-06		FLANGE - Engine cowl, left	1	
	68290-05		FLANGE - Engine cowl, right	1	

When ordering, always specify Part Number, Description and Serial Number of Aircraft

PIPER PARTS CATALOG

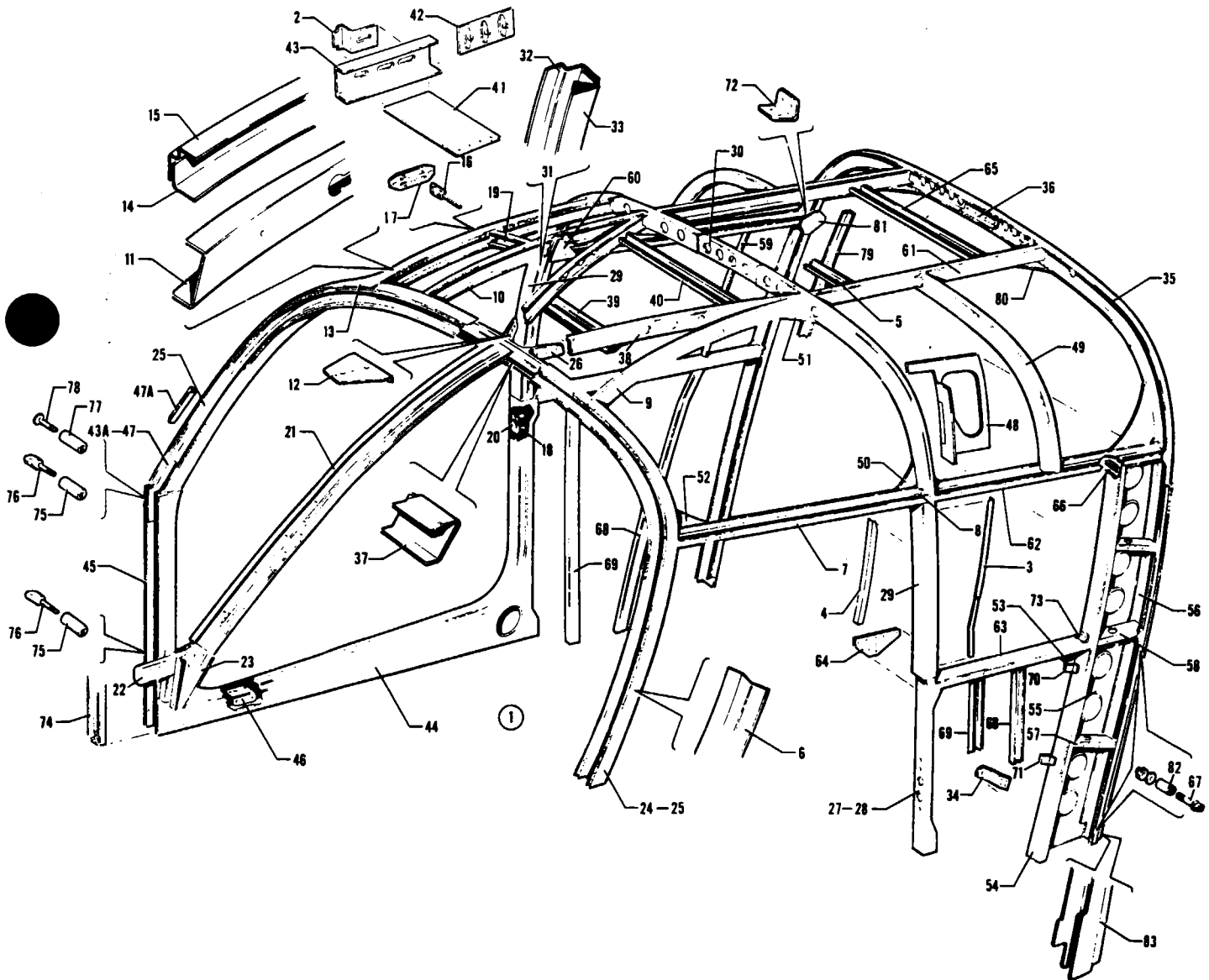


Figure 11 Upper Cockpit Assembly - Center

REVISED: NOVEMBER 1978

1C18

PA-32-260
PA-32-300
PA-32R-300

PIPER PARTS CATALOG

CODE EXPLANATIONS FOR FIGURE 11

- A - Used if Cargo Door is installed on PA-32-260 and PA-32-300 only.
- B - Used if .250 thick sound reduction windshield is installed.
- C - Used on PA-32-260 with serial numbers 32-1 to 32-7400043 incl., and PA-32-300 with serial numbers 32-40000 to 32-7440126 incl.
- D - Used on PA-32-260 with serial numbers 32-1 to 32-1250 incl., and PA-32-300 with serial numbers 32-40000 to 32-40850 incl.
- E - Used on PA-32-260 with serial numbers 32-1251 to 32-7100038 incl., and PA-32-300 with serial numbers 32-40851 to 32-7140086 incl.
- F - Used on PA-32-260 with serial numbers 32-7400044 to 32-7600001 incl., PA-32-300 with serial numbers 32-7440127 to 32-7640029 incl., and PA-32R-300 with serial numbers 32R-7680001 to 32R-7680013 incl.
- G - Used on PA-32-260 with serial numbers 32-1 to 32-7200055 incl., and PA-32-300 with serial numbers 32-40000 to 32-7240147 incl.
- H - Used on PA-32-260 with serial numbers 32-7400001 to 32-7400043 incl., and PA-32-300 with serial numbers 32-7440001 to 32-7440126 incl.
- J - Used on PA-32-260 with serial numbers 32-7200001 to 32-7300076 incl., and PA-32-300 with serial numbers 32-7240001 to 32-7340201 incl.
- K - Used on PA-32-260 with serial numbers 32-7400001 and up, and PA-32-300 with serial numbers 32-7440001 and up.
- L - Used on PA-32R-300 only.
- M - Used on PA-32-260 with serial numbers 32-7200001 and up, PA-32-300 with serial numbers 32-7240001 and up, and PA-32R-300.
- N - Used on PA-32-260 with serial numbers 32-7300037 to 32-7600001 incl., PA-32-300 with serial numbers 32-7340112 to 32-7640029 incl., and PA-32R-300 with serial numbers 32R-7680001 to 32R-7680013 incl.
- O - Used on PA-32-260 with serial numbers 32-1111 and up, PA-32-300 with serial numbers 32-40566 and up, and PA-32R-300.
- P - Used on PA-32-260 with serial numbers 32-1 to 32-1110 incl., and PA-32-300 with serial numbers 32-40000 to 32-40565 incl.
- Q - Used on PA-32-260 with serial numbers 32-1 to 32-7300036 incl., and PA-32-300 with serial numbers 32-40000 to 32-7340111 incl.
- R - Used on PA-32-260 with serial numbers 32-7200001 to 32-7200021 incl., and PA-32-300 with serial numbers 32-7240001 to 32-7240077 incl., and 32-7240079 to 32-7240081 incl.
- S - Used on PA-32-260 with serial numbers 32-7200022 and up, and PA-32-300 with serial numbers 32-7240078 and 32-7240082 and up, and PA-32R-300.
- T - Used on PA-32-260 with serial numbers 32-1 to 32-7100038 incl., and PA-32-300 with serial numbers 32-40000 to 32-7140086 incl.
- U - Used on PA-32-260 with serial numbers 32-1 to 32-7200021 incl., and PA-32-300 with serial numbers 32-40000 to 32-7240077 incl., and 32-7240079 to 32-7240081 incl.
- V - Used on PA-32-260 with serial numbers 32-1251 to 32-7300076 incl., and PA-32-300 with serial numbers 32-40851 to 32-7340201 incl.
- W - These parts must be ordered from Service Spares Department, Piper Aircraft, Lock Haven, Penna.
- X - Used on PA-32-260 with serial numbers 32-7400001 to 32-7600001 incl., PA-32-300 with serial numbers 32-7440001 to 32-7640029 incl., and PA-32R-300 with serial numbers 32R-7680001 to 32R-7680013 incl.
- Y - Used on PA-32-260 with serial numbers 32-1 to 32-7300076 incl., and PA-32-300 with serial numbers 32-40000 to 32-7340201 incl.
- Z - Used on PA-32-260 and PA-32-300 only.
- AA - Used on PA-32-260 with serial numbers 32-7300037 and up, PA-32-300 with serial numbers 32-7340112 and up, and PA-32R-300.
- AB - Used on PA-32-260 with serial numbers 32-1111 to 32-1320 incl., and PA-32-300 with serial numbers 32-40566 to 32-41018 incl.
- AC - Used on PA-32-260 with serial numbers 32-7100001 and up, and PA-32-300 with serial numbers 32-7140001 and up.
- AD - Used on PA-32-260 with serial numbers 32-1 to 32-7600001 incl., PA-32-300 with serial numbers 32-40000 to 32-7640029 incl., and PA-32R-300 with serial numbers 32R-7680001 to 32R-7680013 incl.
- AE - Used on PA-32-260 with serial numbers 32-7600002 and up, PA-32-300 with serial numbers 32-7640030 and up, and PA-32R-300 with serial numbers 32R-7680014 and up.
- AF - Used on PA-32-260 with serial numbers 32-7400001 to 32-7600001 incl., and PA-32-300 with serial numbers 32-7440001 to 32-7640029 incl.
- AG - Used on PA-32-260 with serial numbers 32-7600002 and up, and PA-32-300 with serial numbers 32-7640030 and up.
- AH - Used on PA-32-260 with serial numbers 32-1111 to 32-7600001 incl., PA-32-300 with serial numbers 32-40566 to 32-7640029 incl., and PA-32R-300 with serial numbers 32R-7680001 to 32R-7680013 incl.
- AJ - Used on PA-32-260 with serial numbers 32-1 to 32-7700010 incl., PA-32-300 with serial numbers 32-40000 to 32-7740034 incl., and PA-32R-300 with serial numbers 32R-7680001 to 32R-7780160 incl.
- AK - Used on PA-32-260 with serial numbers 32-7700011 and up, PA-32-300 with serial numbers 32-7740035 and up, and PA-32R-300 with serial numbers 32R-778161 and up.

PIPER PARTS CATALOG

Figure and Index Number	Part Number	Code	NOMENCLATURE	No. Req.	SERIAL NUMBERS AFFECTED
11-1	68311-00	D	COCKPIT ASSEMBLY - Center	1	
	68311-06	E	COCKPIT ASSEMBLY - Center	1	
	68311-07	J	COCKPIT ASSEMBLY - Center	1	
	69703-00	AF	COCKPIT ASSEMBLY - Center	1	
	69890-910	AG	COCKPIT ASSEMBLY - Center	1	
	38001-910	L	COCKPIT ASSEMBLY - Center	1	
-2	69739-00	AA	CLIP - Door latch lock	1	
-3	69698-00	K	ANGLE - Upper cockpit, left	1	
	69698-01	K	ANGLE - Upper cockpit, right	1	
-4	69697-00	K	ANGLE - Upper cockpit	1	
-5	68364-00	Y	CHANNEL - Upper cockpit	1	
-6	62420-08	C	RETAINER - Upper cockpit, left	1	
	79296-12	B,H	RETAINER - Upper cockpit, left	1	
	62420-23	F	RETAINER - Upper cockpit, left, upper	1	
	69891-06	AE	RETAINER - Upper cockpit, left, upper	1	
	79296-24	B,F	RETAINER - Upper cockpit, left, upper	1	
	69891-08	B,AE	RETAINER - Upper cockpit, left, upper	1	
	62420-25	F	RETAINER - Upper cockpit, left, lower	1	
	69891-02	AE	RETAINER - Upper cockpit, left, lower	1	
	79296-26	B,F	RETAINER - Upper cockpit, left, lower	1	
	69891-04	B,AE	RETAINER - Upper cockpit, left, lower	1	
	62420-10	C	RETAINER - Upper cockpit, right	1	
	79296-13	B,H	RETAINER - Upper cockpit, right	1	
	62420-24	F	RETAINER - Upper cockpit, right, upper	1	
	69891-07	AE	RETAINER - Upper cockpit, right, upper	1	
	79296-25	B,F	RETAINER - Upper cockpit, right, upper	1	
	69891-09	B,AE	RETAINER - Upper cockpit, right, upper	1	
	62420-26	F	RETAINER - Upper cockpit, right, lower	1	
	69891-03	AE	RETAINER - Upper cockpit, right, lower	1	
	79296-27	B,F	RETAINER - Upper cockpit, right, lower	1	
	69891-05	B,AE	RETAINER - Upper cockpit, right, lower	1	
-7	62479-00	AD	CHANNEL - Upper cockpit	1	
	62479-02	AE	CHANNEL - Upper cockpit	1	
-8	62516-00		CLIP - Channel assembly, upper cockpit	1	
-9	68382-00	AD	CHANNEL ASSEMBLY - Upper cockpit, left	1	
	68382-02	AE	CHANNEL ASSEMBLY - Upper cockpit, left	1	
-10	68352-01	AD	CHANNEL - Upper cockpit, right	1	
	68352-03	AE	CHANNEL - Upper cockpit, right	1	
-11	62874-03	Q	CHANNEL - Upper cockpit, right	1	
	62874-04	N	CHANNEL - Upper cockpit, right	1	
	62874-06	AE	CHANNEL - Upper cockpit, right	1	
-12	79162-00		DOUBLER - Antenna	1	
-13	62873-03	Q	PAN ASSEMBLY - Upper	1	
	62873-10	N	PAN ASSEMBLY - Upper	1	
	79561-901	AE	PAN ASSEMBLY - Upper	1	
-14	62873-05	Q	PAN - Inner	1	
	62873-11	N	PAN - Inner	1	
	79561-06	AE	PAN - Inner	1	
-15	62873-06	Q	PAN - Outer	1	
	62873-12	N	PAN - Outer	1	
	79561-05	AE	PAN - Outer	1	

When ordering, always specify Part Number, Description and Serial Number of Aircraft

PIPER PARTS CATALOG

Figure and Index Number	Part Number	Code	NOMENCLATURE	No. Req.	SERIAL NUMBERS AFFECTED
11-16	63037-00		LOOP ASSEMBLY - Forward door latch	1	
-17	68363-00	Q	PLATE - Forward door latch	1	
	79234-00	N	PLATE - Forward door latch	1	
-18	63257-00	AD	BUSHING - Striker plate	2	
-19	68345-00	Q	SUPPORT ASSEMBLY - Latch	1	
-20	63293-02	AD	PLATE - Door latch striker	1	
	79639-02	AE	PLATE - Door latch striker	1	
-21	68312-00	P	HAT ASSEMBLY - Windshield	1	
	69481-00	AH	HAT ASSEMBLY - Windshield	1	
	69481-02	AE	HAT ASSEMBLY - Windshield	1	
	69481-03	B	HAT ASSEMBLY - Windshield	1	
-22	68313-00		FITTING - Windshield	1	
-23	68314-00	P	BRACKET - Windshield hat, left	1	
	69483-00	O	BRACKET - Windshield hat, left	1	
	68314-01	P	BRACKET - Windshield hat, right	1	
	69483-01	O	BRACKET - Windshield hat, right	1	
-24	68316-00	D	FRAME ASSEMBLY - Canted, fuselage, Sta. 85	1	
	68316-16	V	FRAME ASSEMBLY - Canted, fuselage, Sta. 85	1	
	68316-17	X	FRAME ASSEMBLY - Canted, fuselage, Sta. 85	1	
	69888-00	AE	FRAME ASSEMBLY - Canted, fuselage, Sta. 85	1	
-25	68316-02	D	CHANNEL ASSEMBLY - Left	1	
	68316-14	V	CHANNEL ASSEMBLY - Left	1	
	68316-03	D	CHANNEL ASSEMBLY - Right	1	
	68316-15	V	CHANNEL ASSEMBLY - Right	1	
-26	68320-00	Y	FITTING - Windshield bow	1	
	68320-02	X	FITTING - Windshield bow	1	
	68320-03	AE	FITTING - Windshield bow	1	
-27	68325-00	AD	FRAME ASSEMBLY - Sta. 108	1	
	68325-02	AE	FRAME ASSEMBLY - Sta. 108	1	
-28	68331-00		CHANNEL - Fuselage frame, left	1	
	68331-01		CHANNEL - Fuselage frame, right	1	
-29	68327-00		CHANNEL ASSEMBLY	1	
-30	68326-00		CHANNEL - Splice	1	
-31	62511-02	AD	PAN ASSEMBLY - Side	1	
	79561-903	AE	PAN ASSEMBLY - Side	1	
-32	62494-02	AD	PAN - Upper cockpit, outer	1	
	79561-07	AE	PAN - Upper cockpit, outer	1	
-33	62495-02	AD	PAN - Upper cockpit, inner	1	
	79561-08	AE	PAN - Upper cockpit, inner	1	
-34	62576-00	T	BRACKET - Seat belt attachment	1	
-35	68333-00		CHANNEL - Fuselage frame, left	1	
	68333-01		CHANNEL - Fuselage frame, right	1	
-36	68335-00		CHANNEL - Splice	1	
-37	68336-00	AD	RETAINER - Windshield, left	1	
	68336-01	AD	RETAINER - Windshield, right	1	
-38	68342-04	AD	CHANNEL ASSEMBLY - Upper cockpit, center, left	1	
	68342-05	AD	CHANNEL ASSEMBLY - Upper cockpit, center, right	1	
	68342-10	AE	CHANNEL - Upper cockpit, center, left	1	
	68342-11	AE	CHANNEL - Upper cockpit, center, right	1	
-39	68308-00		HAT - Upper cockpit	1	
-40	68307-00		HAT - Upper cockpit	1	

When ordering, always specify Part Number, Description and Serial Number of Aircraft

PIPER PARTS CATALOG

Figure and Index Number	Part Number	Code	NOMENCLATURE	No. Req.	SERIAL NUMBERS AFFECTED
11-41	69742-00	AA	PLATE - Door latch	1	
-42	69738-00	AA	PLATE ASSEMBLY - Door latch	1	
-43	69740-00	N	CHANNEL - Door latch	1	
	69740-02	AE	CHANNEL - Door latch	1	
-43a	76467-04	AE	CHANNEL - Upper cockpit	1	
-44	62510-00	AD	LOWER PAN ASSEMBLY - Upper cockpit	1	
	79547-00	AE	LOWER PAN ASSEMBLY - Upper cockpit	1	
-45	62492-00	AD	PAN - Upper cockpit, inner	1	
	79547-03	AE	PAN - Upper cockpit, inner	1	
	62493-00	AD	PAN - Upper cockpit, outer	1	
	79547-02	AE	PAN - Upper cockpit, outer	1	
-46	62656-00		ANGLE ASSEMBLY - Door holder	1	
-47	62501-00	AD	CHANNEL - Upper cockpit	1	
-47a	79561-04	AE	JAMB - Door, forward	1	
-48	78012-00	M	DOUBLER ASSEMBLY - Sta. 124 25	1	
-49	68315-00		CHANNEL - Upper cockpit, left	1	
	68315-01		CHANNEL - Upper cockpit, right	1	
-50	68347-00		GUSSET - Upper cockpit, left	1	
-51	68323-00		GUSSET - Upper cockpit, left	1	
	68323-01		GUSSET - Upper cockpit, right	1	
-52	68324-00		GUSSET - Upper cockpit, left	1	
-53	68344-00		GUSSET - Upper cockpit, left	1	
-54	68328-00	U	CHANNEL - Sta 122 to Sta 132, left	1	
	68328-02	S	CHANNEL - Sta 122 to Sta 132, left	1	
-55	68330-00	T	WEB ASSEMBLY - Sta 128, left	1	
	68330-03	R	WEB ASSEMBLY - Sta 128, left	1	
	68330-06	S	WEB ASSEMBLY - Sta 128, left	1	
-56	68332-00		FRAME ASSEMBLY - Sta 128	1	
-57	68338-00		STIFFENER - Left side	2	
-58	68339-00		STIFFENER - Left side	1	
-59	68349-00		ANGLE - Upper cockpit, center, right	1	
-60	68322-00		GUSSET ASSEMBLY - Upper cockpit, center	1	
-61	68381-00		CHANNEL ASSEMBLY - Upper cockpit, center, left	1	
	68346-01		CHANNEL - Upper cockpit, center, right	1	
-62	68340-00		CHANNEL - Upper cockpit, center, left	1	
	68351-00		CHANNEL - Upper cockpit, center, right	1	
-63	68341-00		CHANNEL - Upper cockpit, center, left	1	
	68343-00	Y	CHANNEL - Upper cockpit, center, right	1	
	68343-02	K	CHANNEL - Upper cockpit, center, right	1	
-64	65122-00	Z	GUSSET - Upper cockpit	1	
	67742-00	L	GUSSET - Upper cockpit	1	
-65	68364-00	AJ	CHANNEL - Upper cockpit	1	
	69748-00	AK	CHANNEL - Upper cockpit	1	
-66	62506-00		CLIP - Upper cockpit	5	
-67	402 060		BOLT - Eye, hinge (AN44-20A)	2	
	407 586	W	WASHER - (AN960-516L)	2	
	404 837	W	NUT - (MS20364-524C)	2	
-68	68228-02	P	CHANNEL - Armrest support, right	1	
	69430-05	AB	CHANNEL - Armrest support, left and right	2	
	99422-02	AC	CHANNEL - Armrest support, left and right	2	
-69	68229-02	P	CHANNEL - Armrest support	2	
	69430-05	AB	CHANNEL - Armrest support	2	
	99422-02	AC	CHANNEL - Armrest support	2	

When ordering, always specify Part Number, Description and Serial Number of Aircraft

PIPER PARTS CATALOG

Figure and Index Number	Part Number	Code	NOMENCLATURE	No. Req.	SERIAL NUMBERS AFFECTED
11-70	68363-00		CLIP	1	
-71	68362-00		CLIP	1	
-72	62606-03		CLIP - Upper cockpit	1	
-73	62606-04		CLIP - Upper cockpit	1	
-74	62697-00	AD	CHANNEL ASSEMBLY - Upper fuselage	1	
	62697-02	AE	CHANNEL ASSEMBLY - Upper fuselage	1	
-75	63900-46		BUSHING - Door hinge attachment, lower	1	
	63900-47		BUSHING - Door hinge attachment, upper	1	
-76	402 067		BOLT - Eye, door hinge attachment (AN44-17A)	2	
	407 586	W	WASHER - Door hinge attachment (AN960-516L)	2	
	404 837	W	NUT - Door hinge attachment (MS20364-524C)	2	
-77	63900-48		BUSHING	1	
-78	400 883		BOLT - (AN23-31A)	1	
	407 584	W	WASHER - (AN960-10L)	1	
	404 887	W	NUT - (MS20365-1032C)	1	
-79	68223-00		ANGLE - Upper cockpit, center	1	
-80	68319-00		GUSSET - Upper cockpit	2	
-81	68225-00		GUSSET - Upper cockpit	1	
-82	83900-46		BUSHING	2	
-83	68334-00		JAMB - Door, upper cockpit, center	1	

When ordering, always specify Part Number, Description and Serial Number of Aircraft

ADDED: APRIL 1976

1C23

PA-32-260
PA-32-300
PA-32R-300

1C24
INTENTIONALLY LEFT BLANK

PIPER PARTS CATALOG

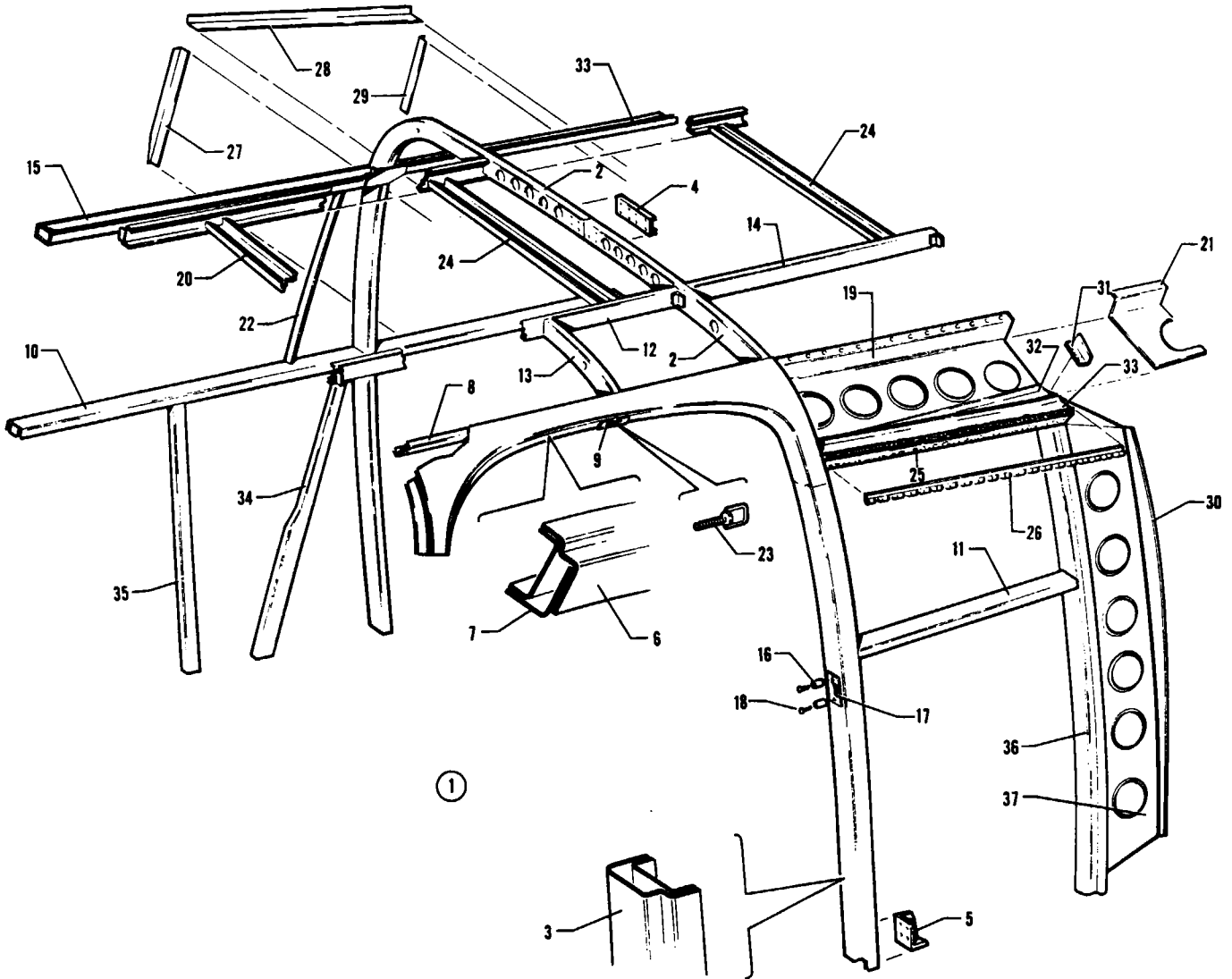


Figure 12. Upper Cockpit Assembly - Aft

PIPER PARTS CATALOG

CODE EXPLANATIONS FOR FIGURE 12

- A - Used if Cargo Door is installed on PA-32-260 and PA-32-300 only.
- B - Used on PA-32-260 with serial numbers 32-1 to 32-1320 incl., and PA-32-300 with serial numbers 32-40000 to 32-41018 incl.
- C - Used on PA-32-260 with serial numbers 32-7100001 to 32-7100038 incl., and PA-32-300 with serial numbers 32-7140001 to 32-7140086 incl.
- D - Used on PA-32-260 with serial numbers 32-7200001 to 32-7300076 incl., and PA-32-300 with serial numbers 32-7240001 to 32-7340201 incl.
- E - Used on PA-32-260 with serial numbers 32-7200001 to 32-7200055 incl., and PA-32-300 with serial numbers 32-7240001 to 32-7240147 incl.
- F - Used on PA-32-260 with serial numbers 32-1 to 32-7200055 incl., and PA-32-300 with serial numbers 32-40000 to 32-7240147 incl.
- G - Used on PA-32-260 with serial numbers 32-7400001 to 32-7600001 incl., and PA-32-300 with serial numbers 32-7440001 to 32-7640029 incl.
- H - Used on PA-32R-300 only.
- J - Used if Cargo Door is installed.
- K - Used on PA-32-260 with serial numbers 32-1 to 32-1110 incl., and PA-32-300 with serial numbers 32-40000 to 32-40565 incl.
- L - Used on PA-32-260 with serial numbers 32-1111 to 32-1320 incl., and PA-32-300 with serial numbers 32-40566 to 32-41018 incl.
- M - Used on PA-32-260 with serial numbers 32-7100001 to 32-7600033 incl., PA-32-300 with serial numbers 32-7140001 to 32-7640142 incl., and PA-32R-300 with serial numbers 32R-7680001 to 32R-7680538 incl.
- N - Used on PA-32-260 with serial numbers 32-7200001 to 32-7200055 incl., and PA-32-300 with serial numbers 32-7240001 to 32-7240147 incl.
- O - Used on PA-32-260 with serial numbers 32-1 to 32-7300076 incl., and PA-32-300 with serial numbers 32-40000 to 32-7340201 incl.
- P - Used on PA-32-260 with serial numbers 32-7400001 and up, PA-32-300 with serial numbers 32-7440001 and up, and PA-32R-300.
- Q - Used on PA-32-260 with serial numbers 32-7200001 and up, PA-32-300 with serial numbers 32-7240001 and up, and PA-32R-300.
- R - Used on PA-32-260 with serial numbers 32-7600002 and up, and PA-32-300 with serial numbers 32-7640030 and up.
- S - Used if Cargo Door is not installed.
- T - Used on PA-32-260 with serial numbers 32-7700001 and up, PA-32-300 with serial numbers 32-7740001 and up, and PA-32R-300 with serial numbers 32R-7780001 and up.

PIPER PARTS CATALOG

Figure and Index Number	Part Number	Code	NOMENCLATURE	No. Req.	SERIAL NUMBERS AFFECTED
12-1	68355-00	B	COCKPIT ASSEMBLY - Aft	1	
	68355-07	C	COCKPIT ASSEMBLY - Aft	1	
	68355-08	E	COCKPIT ASSEMBLY - Aft	1	
	69104-00	A,B	COCKPIT ASSEMBLY - Aft	1	
	69104-02	A,C	COCKPIT ASSEMBLY - Aft	1	
	69104-03	A,D	COCKPIT ASSEMBLY - Aft	1	
	69104-05	A,G	COCKPIT ASSEMBLY - Aft	1	
	69890-911	A,B	COCKPIT ASSEMBLY - Aft	1	
	38001-911	H	COCKPIT ASSEMBLY - Aft	1	
-2	68357-00		* CHANNEL - Sta 165, left	1	
	68984-00	J	* CHANNEL - Sta 165, left	1	
	68357-01		* CHANNEL - Sta 165, right	1	
-3	68358-00	F,S	* JAMB - Rear door	1	
-4	68359-00		* CHANNEL - Splice	1	
-5	68360-02	F,S	* FITTING - Sta 168	1	
-6	68365-02	F,S	* SILL - Rear door	1	
	69105-02	J	* SILL - Rear door	1	
-7	68365-03	F,S	* SILL - Rear door	1	
	69105-03	J	* SILL - Rear door	1	
-8	68366-00		* CHANNEL - Rear door	1	
-9	68353-00		* PLATE - Door latch	1	
-10	68375-00		* LONGERON - Upper cockpit, aft	1	
-11	68370-00	F,S	* LONGERON - Upper cockpit, aft, left	1	
	68370-01		* LONGERON - Upper cockpit, aft, right	1	
-12	68371-00		* CHANNEL - Upper cockpit, aft, left	1	
	68371-01		* CHANNEL - Upper cockpit, aft, right	1	
-13	68372-00		* SUPPORT ASSEMBLY - Latch	1	
-14	68373-00		* LONGERON - Upper cockpit, aft, left	1	
	68373-01		* LONGERON - Upper cockpit, aft, right	1	
-15	68374-00		* CHANNEL - Upper cockpit	1	
-16	63257-00	F,S	* BUSHING - Striker plate	2	
-17	63293-02	F,S	* PLATE - Striker	1	
-18	415 454	F,S,W	* SCREW - (AN526-832R16)	2	
-19	68966-00	J	* WEB - Cargo door, upper	1	
-20	68364-00	O	* CHANNEL - Upper cockpit	1	
-21	96851-00	H,J,Q	* DOUBLER - Shoulder harness, left	1	
-22	68378-00		ANGLE - Upper cockpit, aft	1	
-23	63037-00		LOOP ASSEMBLY - Aft door latch	1	
-24	68364-00		CHANNEL - Upper cockpit	2	
-25	68967-00	J	STIFFENER - Cargo door, upper	1	
-26	68974-00	J	HINGE HALF - Cargo door	1	
-27	69720-00	P	ANGLE - Window, forward	1	
-28	69719-00	P	ANGLE - Window, top	1	
-29	69718-00	P	ANGLE - Window, rear	1	
-30	68971-00	J	CHANNEL - Cargo door web stiffener	1	
-31	68986-02	J	CLIP - Cargo door web	1	
	68986-03	J	CLIP - Cargo door web	1	
-32	99729-00	N	ANGLE - Headlining attachment, left	1	
	99729-01	Q	ANGLE - Headlining attachment, right	1	
-33	68369-00		ZEE - Upper cockpit, aft, left	1	
	68369-01		ZEE - Upper cockpit, aft, right	1	

When ordering, always specify Part Number, Description and Serial Number of Aircraft

PIPER PARTS CATALOG

Figure and Index Number	Part Number	Code	NOMENCLATURE	No. Req.	SERIAL NUMBERS AFFECTED
12-34	68228-03	K	CHANNEL - Armrest support	1	
	69430-07	L	CHANNEL - Armrest support	1	
	99422-04	M	CHANNEL - Armrest support	1	
	69971-02	T	CHANNEL - Armrest support	1	
-35	68229-03	K	CHANNEL - Armrest support	1	
	69430-06	L	CHANNEL - Armrest support	1	
	99422-03	M	CHANNEL - Armrest support	1	
	69971-03	T	CHANNEL - Armrest support	1	
-36	68985-00	J	JAMB ASSEMBLY - Cargo door, aft	1	
-37	68970-00	J	WEB - Cargo door jamb stiffener	1	

When ordering, always specify Part Number, Description and Serial Number of Aircraft

PIPER PARTS CATALOG

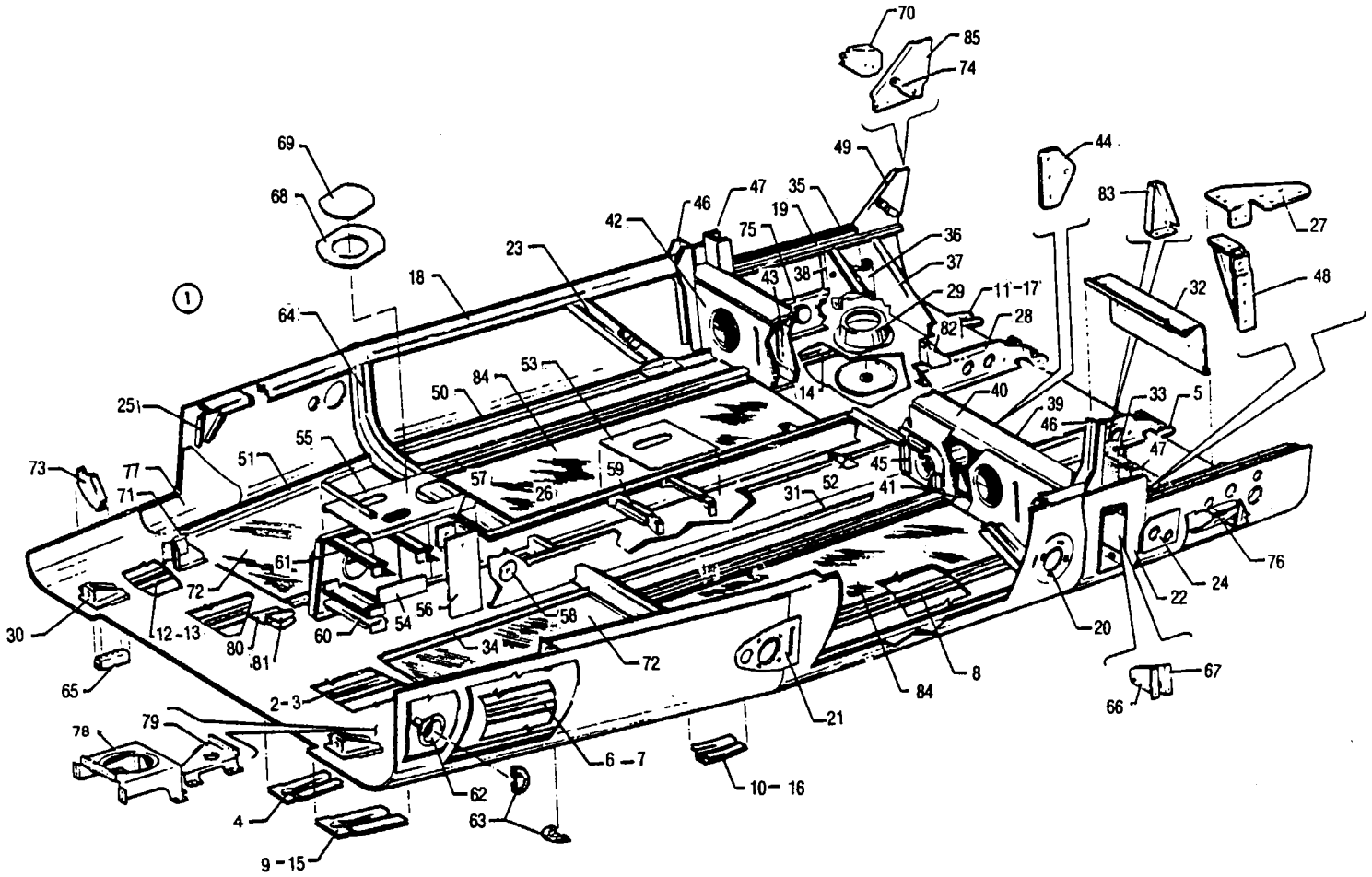


Figure 13. Lower Cockpit Assembly - Forward

REVISED: APRIL 1980

PA-32-260
PA-32-300
PA-32R-300

PIPER PARTS CATALOG

CODE EXPLANATIONS FOR FIGURE 13

- A - Used on PA-32-260 only
- B - Used on PA-32-300 only
- C - Used on PA-32-260 with serial numbers 32-1 to 32-7100038 incl , and PA-32-300 with serial numbers 32-40000 to 32-7140086 incl
- D - Used on PA-32-260 with serial numbers 32-7200001 and up, PA-32-300 with serial numbers 32-7240001 and up, and PA-32R-300
- E - Used on PA-32-300 with serial numbers 32-7240056 and up, and PA-32R-300 if air conditioning is installed
- F - Used on PA-32R-300 only
- G - Used on PA-32-300 and PA-32R-300 only
- H - Used on PA-32-260 with serial numbers 32-7200001 and up, and PA-32-300 with serial numbers 32-7240001 to 32-7840222 incl
- J - Used on PA-32-260 with serial numbers 32-1 and up, and PA-32-300 with serial numbers 32-40000 to 32-7840222 incl
- K - Used on PA-32-260 with serial numbers 32-878 and up, PA-32-300 with serial numbers 32-40266 and up, and PA-32R-300
- L - Used on PA-32-260 with serial numbers 32-7400001 and up, PA-32-300 with serial numbers 32-7440001 and up and PA-32R-300
- M - Used on PA-32-300 with serial numbers 32-7940001 and up, and PA-32R-300 with serial numbers 32R-7680001 and up
- N - Used on PA-32-300 with serial numbers 32-40000 to 32-7840222 incl , and PA-32R-300 with serial numbers 32R-7680001 and up
- W - These parts must be ordered from Service Spares Department, Piper Aircraft, Lock Haven, Penna

PIPER PARTS CATALOG

Figure and Index Number	Part Number	Code	NOMENCLATURE	No. Req.	SERIAL NUMBERS AFFECTED
13-1	68501-00	A	COCKPIT ASSEMBLY - Forward	1	32-1 to 32-375 inclusive
	68950-00	A	COCKPIT ASSEMBLY - Forward	1	32-376 to 32-7100038 incl
	68950-03	A	COCKPIT ASSEMBLY - Forward	1	32-7200001 to 32-7300076 incl
	68950-04	A	COCKPIT ASSEMBLY - Forward	1	32-7400001 to 32-7600001 incl
	69890-906	A	COCKPIT ASSEMBLY - Forward	1	32-7600002 and up
	69029-00	B	COCKPIT ASSEMBLY - Forward	1	32-40000 to 32-7140086 incl
	69029-03	B	COCKPIT ASSEMBLY - Forward	1	32-7240001 to 32-7340201 incl
	69029-04	B	COCKPIT ASSEMBLY - Forward	1	32-7440001 to 32-7640029 incl
	69890-916	B	COCKPIT ASSEMBLY - Forward	1	32-7640030 to 32-7840222 incl
	69890-926	B	COCKPIT ASSEMBLY - Forward	1	32-7940001 and up
	38001-906	F	COCKPIT ASSEMBLY - Forward	1	
-2	68501-07		* HAT ASSEMBLY - Inboard, left and right	2	
-3	68505-00		** HAT	1	
-4	62543-00		** FAIRING	1	
	62543-02	E	** FAIRING	1	
-5	68506-00		** FAIRING	1	
-6	68501-05		* HAT ASSEMBLY - Outboard, left	1	
-7	68502-00		** HAT - Front	1	
-8	62524-00		** HAT - Rear	1	
-9	62544-00		** FAIRING - Front	1	
-10	62558-00		** FAIRING - Center	1	
-11	68503-00		** FAIRING - Rear	1	
-12	68501-06		* HAT ASSEMBLY - Outboard, right	1	
-13	68502-01		** HAT - Front	1	
-14	62524-01		** HAT - Rear	1	
-15	62544-01		** FAIRING - Front	1	
-16	62558-01		** FAIRING - Center	1	
-17	68503-01		** FAIRING - Rear	1	
-18	68504-00		* LONGERON - Left, outboard	1	
	68504-01		* LONGERON - Right, outboard	1	
-19	68508-02		* LONGERON - Left rear, outboard	1	
	68508-01		* LONGERON - Right rear, outboard	1	
-20	68539-00		* DOUBLER ASSEMBLY - Sta 100	2	
-21	68540-00		* DOUBLER ASSEMBLY - Left, Sta 73	1	
	68540-01		* DOUBLER ASSEMBLY - Right, Sta 73	1	
-22	68507-00		* DOUBLER - Main spar box, left	1	
	68507-01		* DOUBLER - Main spar box, right	1	
-23	62686-02	C	* SUPPORT ASSEMBLY - Seat belt attachment, left	1	
	96890-00	D	* SUPPORT ASSEMBLY - Seat belt attachment, left	1	
	62686-01	C	* SUPPORT ASSEMBLY - Seat belt attachment, right	1	
	96890-01	D	* SUPPORT ASSEMBLY - Seat belt attachment, right	1	
-24	68569-00	A,B	* DOUBLER - Left, Sta 108	1	
-25	62581-01		* BRACKET - Lower assembly, left	1	
	62581-00		* BRACKET - Lower assembly, right	1	
-26	68534-00	C	* CHANNEL - Tunnel, left	1	
	68534-02	D	* CHANNEL - Tunnel, left	1	
	68534-01	C	* CHANNEL - Tunnel, right	1	
	68534-03	D	* CHANNEL - Tunnel, right	1	
-27	68528-00		* GUSSET - Sta 108, left	1	
	68528-01		* GUSSET - Sta 108 right	1	
-28	62763-00		* SUPPORT - Torque shaft center	2	
-29	65071-00		* BASE ASSEMBLY - Fuel selector	1	
-30	68533-00		* FITTING - Lower engine mount, left	1	
	68533-01		* FITTING - Lower engine mount, right	1	
-31	68538-00		* ANGLE - Heat duct attaching, rear	2	
-32	65414-00	A	* COVER ASSEMBLY - Fuel pump box	1	32-1 to 32-375 inclusive
	65459-00	A	* COVER ASSEMBLY - Fuel pump box	1	32-376 and up

When ordering, always specify Part Number, Description and Serial Number of Aircraft

PIPER PARTS CATALOG

Figure and Index Number	Part Number	Code	NOMENCLATURE	No. Req.	SERIAL NUMBERS AFFECTED
13-33	65415-00	A	BOX ASSEMBLY - Fuel pump	1	32-1 to 32-375 inclusive
	65428-00	A	BOX ASSEMBLY - Fuel pump	1	32-376 and up
	69062-00	N	BRACKET - Fuel pump	1	
	38417-02	B	ANGLE - Fuel pump mounting, left	1	32-7940001 and up
	38417-03	B	ANGLE - Fuel pump mounting, right	1	32-7940001 and up
-34	68537-00		ANGLE - Heat duct attaching, front	2	
-35	68509-00	C	ANGLE - Forward lower cockpit, left	1	
	68509-02	D	ANGLE - Forward lower cockpit, left	1	
	68509-01	C	ANGLE - Forward lower cockpit, right	1	
	68509-03	D	ANGLE - Forward lower cockpit, right	1	
-36	62421-00		FITTING - Flap, left	1	
	62421-01		FITTING - Flap, right	1	
-37	68511-00		BRACKET - Torque tube support, left	1	
	68511-01		BRACKET - Torque tube support, right	1	
-38	68512-00		BRACKET - Torque tube support, left	1	
	68512-01		BRACKET - Torque tube support, right	1	
-39	68513-00	C	BOX ASSEMBLY - Spar, lower cockpit	1	
	68513-04	H	BOX ASSEMBLY - Spar, lower cockpit	1	
	68513-08	B	BOX ASSEMBLY - Spar, lower cockpit	1	32-7940001 and up
	68513-06	F	BOX ASSEMBLY - Spar, lower cockpit	1	
-40	68522-00	J	CHANNEL - Spar box, top	1	
	38156-00	M	CHANNEL - Spar box, top	1	
-41	68523-00		CHANNEL - Spar box, bottom	1	
-42	68514-00		WEB - Spar box, front	1	
-43	68515-00		WEB - Spar box, rear	1	
-44	68571-00		BRACKET - Flap return spring	1	
-45	68921-00		TUBE - Cabin heat	2	
-46	68562-00		CHANNEL - Spar box, left	1	
	62545-00		CHANNEL - Spar box, right	1	
-47	68524-00		CHANNEL - Frame, left	1	
	68564-00		CHANNEL - Frame, right	1	
-48	96333-00		GUSSET - Floor support, left	1	
	96333-01		GUSSET - Floor support, right	1	
-49	68529-00	C	GUSSET ASSEMBLY - Seat belt attachment	1	
-50	65657-00	K	ANGLE - Panel reinforcement	2	
-51	65656-00	K	ANGLE - Panel reinforcement, left	1	
	65656-01	K	ANGLE - Panel reinforcement, right	1	
-52	68536-00	C	ATTACHMENT - Seat belt, left	1	
	96877-00	D	ATTACHMENT - Seat belt, outboard, left	1	
	96878-00	D	ATTACHMENT - Seat belt, inboard, left	1	
	68536-01	C	ATTACHMENT - Seat belt, right	1	
	96877-01	D	ATTACHMENT - Seat belt, outboard, right	1	
	96878-01	D	ATTACHMENT - Seat belt, inboard, right	1	
-53	68542-00		PLATE - Tunnel, top	1	
-54	68543-00		PLATE - Tunnel, side	2	
-55	62601-02		PLATE - Tunnel, top front	1	
-56	62606-00		STIFFENER - Tunnel, side	2	
-57	62607-00		PLATE - Tunnel, side	2	
-58	62608-00		DOUBLER - Tunnel, side	2	
-59	62679-00		BRACKET ASSEMBLY - Tunnel, front	1	
	62679-01		BRACKET ASSEMBLY - Tunnel, rear	1	
-60	62620-00		BRACKET - Tunnel	2	
-61	62664-00		ZEE ASSEMBLY - Tunnel	2	
-62	63218-05		BOX ASSEMBLY - Ventilator	1	
-63	22482-00	W	SCOOP - Air	2	
-64	68525-00		FRAME ASSEMBLY - Sta 73	1	
-65	38041-00	F	FITTING ASSEMBLY - Drag link, left	1	
	38041-01	F	FITTING ASSEMBLY - Drag link, right	1	

When ordering, always specify Part Number, Description and Serial Number of Aircraft

PIPER PARTS CATALOG

Figure and Index Number	Part Number	Code	NOMENCLATURE	No. Req.	SERIAL NUMBERS AFFECTED
13-66	38136-00	F	* BRACKET - Pulley, aileron, forward left	1	
	38136-01	F	* BRACKET - Pulley, aileron, forward right	1	
-67	38136-08	F	* BRACKET - Pulley, aileron, rear left	1	
	38136-09	F	* BRACKET - Pulley, aileron, rear right	1	
-68	36565-03	B	* DOUBLER ASSEMBLY - Transponder antenna access	1	32-7940001 and up
-69	36565-02	B	* PLATE - Transponder antenna access	1	32-7940001 and up
-70	96884-00	D	BRACKET ASSEMBLY - Seat belt attachment, left	1	
	96884-01	D	BRACKET ASSEMBLY - Seat belt attachment, right	1	
-71	69776-00	L	BRACKET ASSEMBLY - Rudder pedal stop, left	1	
	69776-01	L	BRACKET ASSEMBLY - Rudder pedal stop, right	1	
-72	96700-04		FLOORBOARD - Lower cockpit, forward, left	1	
	96700-05		FLOORBOARD - Lower cockpit, forward, right	1	
-73	68264-00		RIB - Lower cockpit, forward	1	
-74	96896-00	D	LINK - Seat belt attachment	2	
-75	65126-00		STIFFENER - Lower cockpit, right	1	
-76	65127-00	A	STIFFENER - Lower cockpit, left	1	
	65126-01	G	STIFFENER - Lower cockpit, left	1	
-77	68531-00		DOUBLER - Right front, Sta 49	1	
-78	38023-02	F	SUPPORT ASSEMBLY - Forward baggage	1	
-79	38023-03	F	SUPPORT ASSEMBLY - Forward baggage	1	
-80	38047-00	F	ANGLE - Mount, nose gear actuator	1	
-81	38047-02	F	FITTING - Mount, nose gear actuator	1	
-82	38055-00	F	SUPPORT - Diaphragm, landing gear	1	
-83	38056-00	F	SUPPORT - Actuator, landing gear	1	
-84	96684-00		FLOORBOARD - Lower cockpit, rear	2	
-85	96897-00	D	GUSSET - Seat belt attachment	1	

When ordering, always specify Part Number, Description and Serial Number of Aircraft

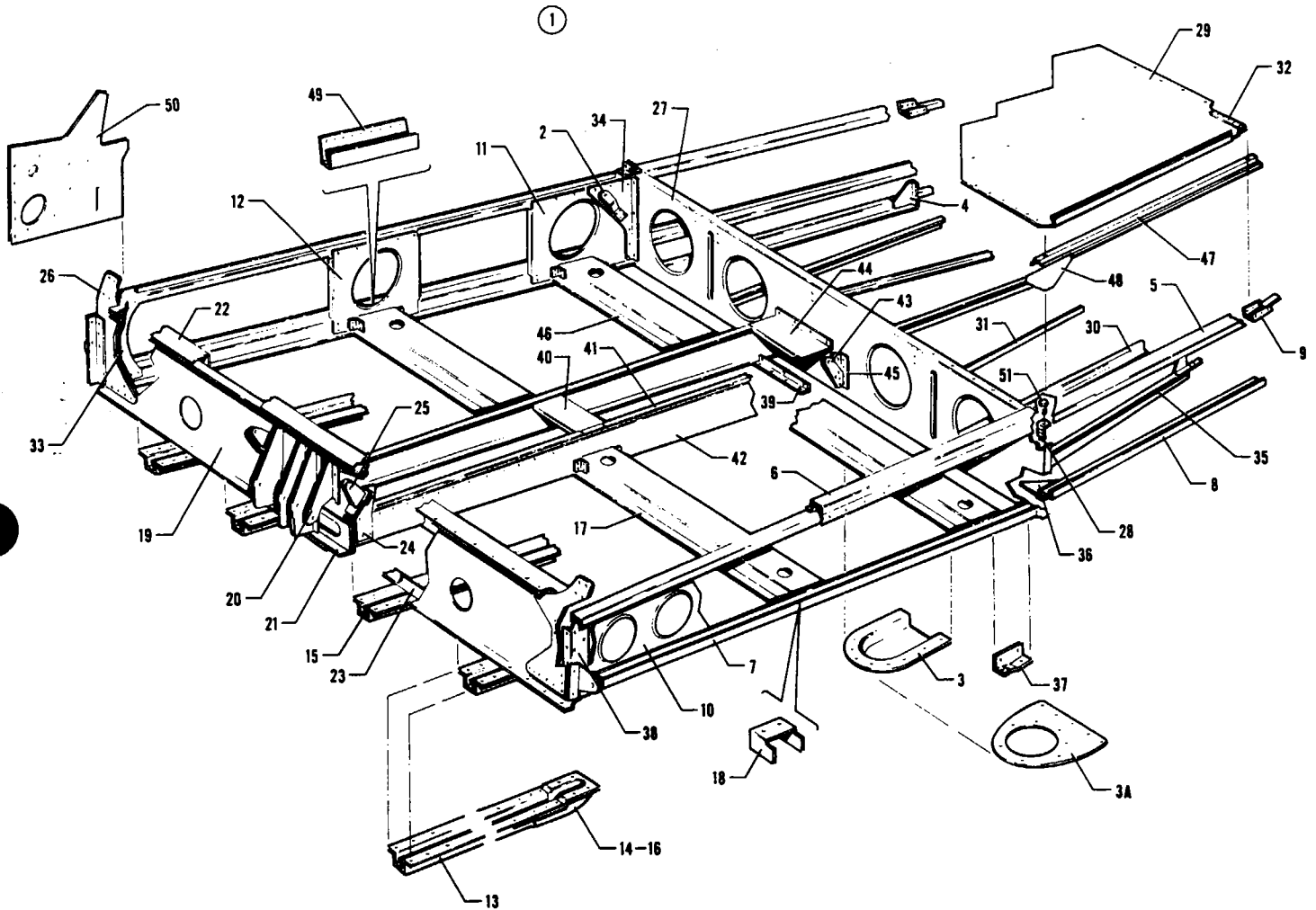


Figure 14. Lower Cockpit Assembly - Aft

PIPER PARTS CATALOG

CODE EXPLANATIONS FOR FIGURE 14

- A - Used if Cargo Door is installed
- B - Used on PA-32-260 with serial numbers 32-7200001 and up, and PA-32-300 with serial numbers 32-7240001 and up, and PA-32R-300
- C - Used on PA-32-260 with serial numbers 32-1 to 32-971 incl , and PA-32-300 with serial numbers 32-40000 to 32-40319 incl
- D - Used on PA-32-260 with serial numbers 32-972 and up, PA-32-300 with serial numbers 32-40320 and up, and PA-32R-300
- E - Used on PA-32-260 with serial numbers 32-1 to 32-7100038 incl , and PA-32-300 with serial numbers 32-40000 to 32-7140086 incl
- F - Used on PA-32-300 and PA-32R-300 if air conditioning is installed
- G - Used on PA-32-260 with serial numbers 32-1 to 32-7200028 incl , and PA-32-300 with serial numbers 32-40000 to 32-7240095 incl
- H - Used on PA-32-260 with serial numbers 32-7200029 and up, PA-32-300 with serial numbers 32-7240096 and up, and PA-32R-300
- J - Used on PA-32-260 with serial numbers 32-7200001 to 32-7200055 incl , and PA-32-300 with serial numbers 32-7240001 to 32-7240147 incl
- K - Used on PA-32R-300 only
- L - Used on PA-32-260 with serial numbers 32-7200001 and up, and PA-32-300 with serial numbers 32-7240001 and up, and PA-32R-300
- M - Used on PA-32S-300 Seaplane Model only
- N - Used on PA-32-260 with serial numbers 32-1 to 32-7200055 incl , and PA-32-300 with serial numbers 32-40000 to 32-7240147 incl
- O - Used on PA-32-260 with serial numbers 32-7200001 to 32-7600001 incl , and PA-32-300 with serial numbers 32-7240001 to 32-7640029 incl
- P - Used on PA-32-260 with serial numbers 32-7600002 and up, and PA-32-300 with serial numbers 32-7640030 and up
- Q - Used on PA-32-260 with serial numbers 32-972 to 32-1320 incl , and PA-32-300 with serial numbers 32-40320 to 32-41018 incl
- R - Used on PA-32-260 with serial numbers 32-7100001 and up, PA-32-300 with serial numbers 32-7140001 and up, and PA-32R-300
- S - Used on PA-32-260 with serial numbers 32-1 to 32-7600033 incl , PA-32-300 with serial numbers 32-40000 to 32-7640142 incl , and PA-32R-300 with serial numbers 32R-7680001 to 32R-7680538 incl
- T - Used on PA-32-260 with serial numbers 32-7700001 and up, PA-32-300 with serial numbers 32-7740001 and up, and PA-32R-300 with serial numbers 32R-7780001 and up
- U - Used on PA-32-260 with serial numbers 32-1 and up, PA-32-300 with serial numbers 32-40000 to 32-7840222 incl , and PA-32R-300 with serial numbers 32-7680001 and up
- V - Used on PA-32-300 only
- W - These parts must be ordered from Service Spares Department, Piper Aircraft, Lock Haven, Penna

PIPER PARTS CATALOG

Figure and Index Number	Part Number	Code	NOMENCLATURE	No Req	SERIAL NUMBERS AFFECTED
14-1	68601-00	E	COCKPIT ASSEMBLY - Aft	1	
	68601-09	J	COCKPIT ASSEMBLY - Aft	1	
	68601-05	A,E	COCKPIT ASSEMBLY - Aft	1	
	68601-10	A,O	COCKPIT ASSEMBLY - Aft	1	
	69890-907	A,P	COCKPIT ASSEMBLY - Aft	1	
	38001-907	K	COCKPIT ASSEMBLY - Aft	1	32R-7680001 to 32R-7680538 incl
	38001-927	K	COCKPIT ASSEMBLY - Aft	1	32R-7780001 and up
-2	62576-00	E	BRACKET - Seat belt attachment	2	
	96896-02	L	BRACKET - Seat belt attachment	2	
-3	62974-00	C	SCOOP - Cabin exhaust vent	1	
	66609-00	Q,W	SCOOP - Cabin exhaust vent	1	
	66965-00	R	SCOOP - Cabin exhaust vent	1	
-3a	65556-00	D	DOUBLER - Cabin exhaust scoop	1	
	65556-02	F	DOUBLER - Cabin exhaust scoop (less 4" hole)	1	
-4	65119-00		GUSSET - Baggage compartment, left	1	
	65119-01		GUSSET - Baggage compartment, right	1	
-5	68603-00		LONGERON ASSEMBLY - Left	1	
	68657-00		LONGERON ASSEMBLY - Right	1	
-6	68604-00	G	JAMB - Door	1	
	68604-04	H	JAMB - Door	1	
-7	68605-00		CHANNEL - Left	1	
	68605-01		CHANNEL - Right	1	
-8	68606-00		CHANNEL - Left	1	
	68606-01		CHANNEL - Right	1	
-9	68634-00		CHANNEL - Splice, left	1	
	68634-01		CHANNEL - Splice, right	1	
-10	68607-00	E	WEB ASSEMBLY - Left	1	
	68607-03	B	WEB ASSEMBLY - Left	1	
-11	68649-00	E	WEB ASSEMBLY - Right	1	
	68649-03	B	WEB ASSEMBLY - Right	1	
-12	68655-00	S	WEB - Right	1	
	68655-02	T	WEB - Right	1	
-13	68609-00		HAT ASSEMBLY - Left, outboard	1	
	68609-01		HAT ASSEMBLY - Right, outboard	1	
-14	62554-00		FAIRING	1	
-15	68612-00		HAT ASSEMBLY - Inboard	2	
-16	62554-00		FAIRING	1	
-17	68653-00	S	HAT ASSEMBLY - Seat support, left	1	
	68653-01	S	HAT ASSEMBLY - Seat support, right	1	
	79583-02	T	HAT ASSEMBLY - Seat support, left	1	
	79583-03	T	HAT ASSEMBLY - Seat support, right	1	
-18	68677-00		DOUBLER ASSEMBLY - Seat support	1	
-19	68616-00		WEB - Sta 128	1	
-20	62563-00		BRACKET - Left, Sta 128	2	
	62563-01		BRACKET - Right, Sta 128	2	
-21	62566-00		FORWARD DOUBLER - Rear seat support	1	
-22	68617-00		STIFFENER - Frame, Sta 128	1	
-23	68618-00		ANGLE - Frame, Sta 128	1	
-24	68619-00		GUSSET - Sta 128	1	
	68619-01		GUSSET - Sta 128	1	
-25	68620-00	E	FITTING - Seat belt attachment	2	
	96880-00	B	FITTING - Seat belt attachment	2	
-26	68621-00	U	FITTING ASSEMBLY - Wing attachment, left	1	
	68621-02	V	FITTING ASSEMBLY - Wing attachment, left	1	32-7940001 and up
	65388-60	M	FITTING ASSEMBLY - Wing attachment, left	1	
	68621-01	U	FITTING ASSEMBLY - Wing attachment, right	1	
	68621-03	V	FITTING ASSEMBLY - Wing attachment, right	1	32-7940001 and up
	65388-61	M	FITTING ASSEMBLY - Wing attachment, right	1	
-27	68624-00		WEB - Sta 128	1	
-28	68360-03	N	FITTING - Sta 168	1	

When ordering, always specify Part Number, Description and Serial Number of Aircraft

PIPER PARTS CATALOG

Figure and Index Number	Part Number	Code	NOMENCLATURE	No. Req.	SERIAL NUMBERS AFFECTED
14-29	68631-00	N	PANEL - Baggage floor	1	
	69107-00	A	PANEL - Cargo floor	1	
-30	68632-00		ZEE ASSEMBLY - Baggage floor, left and center	2	
	68632-01		ZEE ASSEMBLY - Baggage floor, right	1	
-31	68637-00		ANGLE - Left	1	
	68637-01		ANGLE - Right	1	
-32	68638-02		ANGLE - Baggage floor, left	1	
	68638-01		ANGLE - Baggage floor, right	1	
-33	68639-00		GUSSET - Right	1	
-34	68640-00	E	DOUBLER - Seat belt attachment, left	1	
	68640-02	B	DOUBLER - Seat belt attachment, left	1	
	68640-01	E	DOUBLER - Seat belt attachment, right	1	
	68640-03	B	DOUBLER - Seat belt attachment, right	1	
-35	68641-00		STIFFENER - Left	1	
	68641-01		STIFFENER - Right	1	
-36	68642-00		GUSSET - Baggage floor, left	1	
	68642-01		GUSSET - Baggage floor, right	1	
-37	68643-00		ANGLE - Left	1	
	68643-01		ANGLE - Right	1	
-38	68644-00		ANGLE - Left, Sta. 128	1	
-39	68629-00		ANGLE ASSEMBLY - Cable guard, center	1	
-40	68656-00		CHANNEL - Tunnel top	1	
-41	68647-00		ANGLE ASSEMBLY - Tunnel side, left	1	
	68647-01		ANGLE ASSEMBLY - Tunnel side, right	1	
-42	68608-00		ANGLE - Aft tunnel wall, left	1	
	68608-01		ANGLE - Aft tunnel wall, right	1	
-43	68651-00	E	ATTACHMENT - Seat belt, left	1	
	96885-00	B	ATTACHMENT - Seat belt, left	1	
	68651-01	E	ATTACHMENT - Seat belt, right	1	
	96885-01	B	ATTACHMENT - Seat belt, right	1	
-44	68652-00		COVER - Aft tunnel	1	
-45	68625-00	E	ANGLE - Tunnel wall attachment, left	1	
	68625-02	B	ANGLE - Tunnel wall attachment, left	1	
	68625-01	E	ANGLE - Tunnel wall attachment, right	1	
	68625-03	B	ANGLE - Tunnel wall attachment, right	1	
-46	68654-00	S	HAT ASSEMBLY - Seat support, left	1	
	68654-01	S	HAT ASSEMBLY - Seat support, right	1	
	79747-00	T	HAT ASSEMBLY - Seat support, left	1	
	79747-01	T	HAT ASSEMBLY - Seat support, right	1	
-47	68972-00	A	JAMB ASSEMBLY - Cargo door, lower	1	
-48	68975-00	A	GUSSET - Cargo door, jamb	1	
-49	68678-00		DOUBLER ASSEMBLY - Step	1	
-50	68645-00		DOUBLER - Lower cockpit skin	2	
-51	400 441	N,W	BOLT - (AN3-7A)	1	
	407 564	N,W	WASHER - (AN960-10)	1	
	404 887	N,W	NUT - (MS20365-1032C)	1	

When ordering, always specify Part Number, Description and Serial Number of Aircraft

PIPER PARTS CATALOG

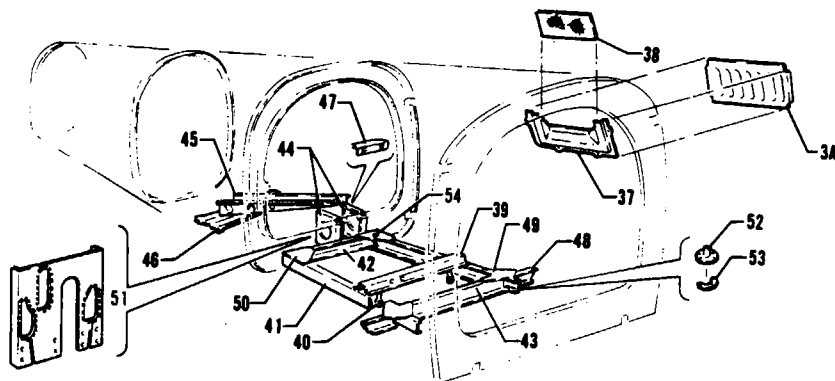
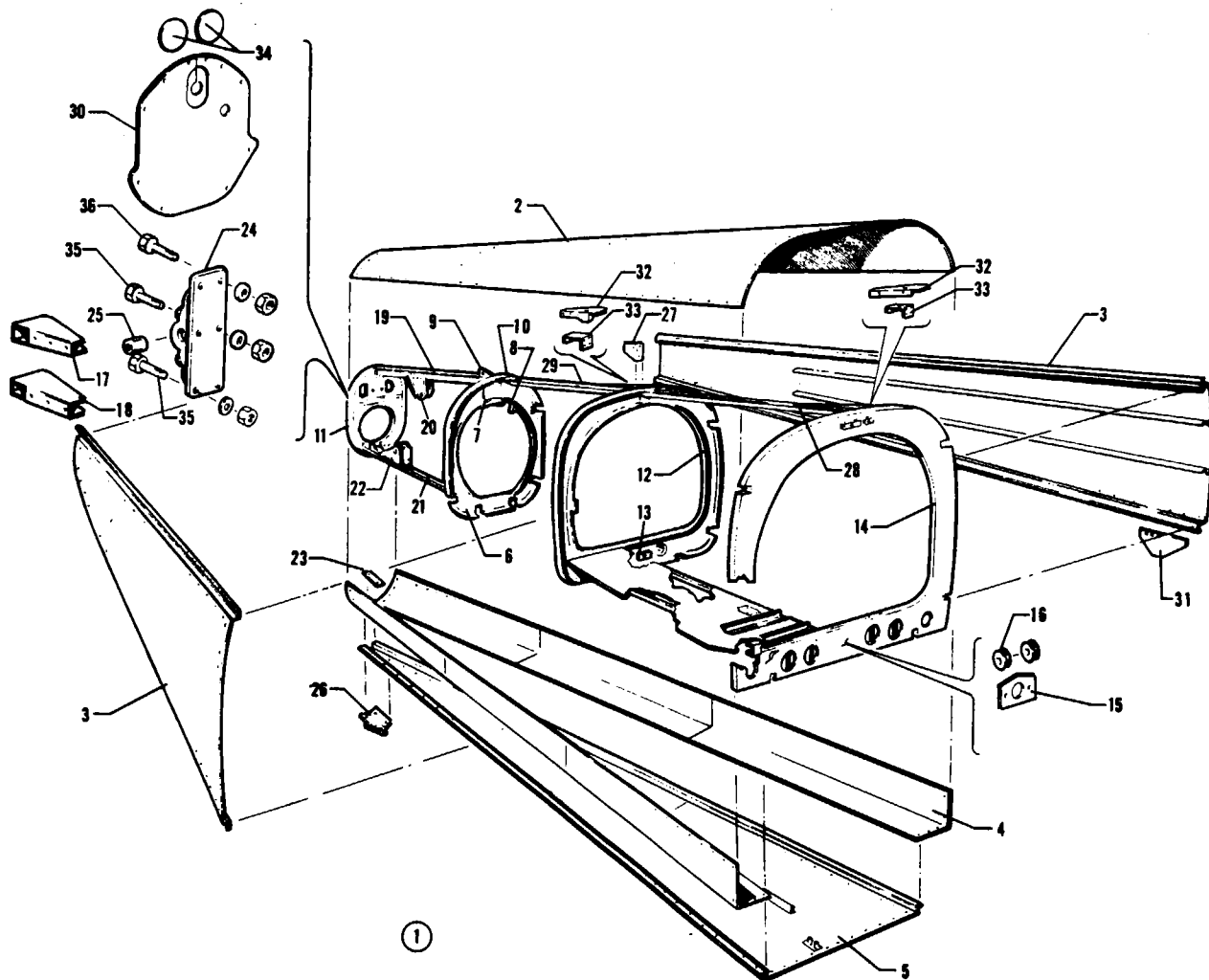


Figure 15. Fuselage Aft Section

1D14

REVISED: JANUARY 1978

PA-32-260
PA-32-300
PA-32R-300

PIPER PARTS CATALOG

CODE EXPLANATIONS FOR FIGURE 15

- A - Used if Cargo Door is installed.
- B - Used on PA-32S-300 Seaplane Model only.
- C - Used on PA-32-300 with serial numbers 32-40853, 32-7240056 and up, and PA-32R-300 if air conditioning is installed.
- D - Used on PA-32-260 with serial numbers 32-1 to 32-7200055 incl., and PA-32-300 with serial numbers 32-40000 to 32-7240147 incl.
- E - Used on PA-32-260 with serial numbers 32-1 to 32-7300076 incl., and PA-32-300 with serial numbers 32-40000 to 32-7340201 incl.
- F - Used on PA-32-260 with serial numbers 32-7400001 and up, and PA-32-300 with serial numbers 32-7440001 and up, and PA-32R-300.
- G - Used on PA-32-300 if air conditioning is installed.
- H - Used on PA-32-300 with serial numbers 32-7440001 and up, and PA-32R-300 if air conditioning is installed.
- J - Used on PA-32-300 with serial numbers 32-40853, 32-7240056 to 32-7240080 incl., if air conditioning is installed.
- W - These parts must be ordered from Service Spares Department, Piper Aircraft, Lock Haven, Penna.

PIPER PARTS CATALOG

Figure and Index Number	Part Number	Code	NOMENCLATURE	No. Req.	SERIAL NUMBERS AFFECTED
15-	99466		DRAWING - Fuselage Assembly, Aft Section		
-1	99466-06	D	FUSELAGE ASSEMBLY - Aft section	1	
	99466-18	G	FUSELAGE ASSEMBLY - Aft section	1	32-40853, 32-7240056 to 32-7240147 inclusive
	99466-07	A,E	FUSELAGE ASSEMBLY - Aft section	1	
	99466-19	A,G	FUSELAGE ASSEMBLY - Aft section	1	32-40853, 32-7240056 to 32-7340201 inclusive
	99466-11	A,F	FUSELAGE ASSEMBLY - Aft section	1	
	99466-20	A,H	FUSELAGE ASSEMBLY - Aft section	1	
-2	99468-00	E	SKIN - Upper	1	
	99468-03	F	SKIN - Upper	1	
-3	99470-00		SKIN ASSEMBLY - Side, left	1	
	99470-01		SKIN ASSEMBLY - Side, right	1	
	99549-14	C	SKIN ASSEMBLY - Side, left	1	
	99549-07	C	SKIN ASSEMBLY - Side, right	1	
-3a	99559-02	C	LOUVER - Air conditioning exhaust, left	1	
	99559-01	C	LOUVER - Air conditioning exhaust, right	1	
-4	99471-02		SKIN - Lower, side, left	1	
	99471-03		SKIN - Lower, side, right	1	
-5	99469-03		SKIN ASSEMBLY - Lower center	1	
	99549-09	C	SKIN ASSEMBLY - Lower center	1	
-6	62444-03	E	BULKHEAD ASSEMBLY - Fuselage, Sta. 228	1	
	62444-05	F	BULKHEAD ASSEMBLY - Fuselage, Sta. 228	1	
-7	62753-00		BRACKET - Stabilator trim	1	
-8	62817-00	E	BRACKET - Stabilator trim indicator pulley	1	
-9	62453-00		FITTING - Frame, Sta. 228	1	
	65388-12	B	FITTING - Frame, Sta. 228	1	32S-40000 to 32S-7240147 incl.
-10	68955-00	E	DOUBLER - Frame, Sta. 228.30	1	
	79272-00	F	DOUBLER - Frame, Sta. 228.30	1	
-11	62445-00		BULKHEAD ASSEMBLY - Fuselage, Sta. 255	1	
-12	62443-00		BULKHEAD ASSEMBLY - Fuselage, Sta. 191	1	
-13	67249-00		FAIRLEAD	1	
-14	68680-00	D	BULKHEAD ASSEMBLY - Fuselage, Sta. 187	1	
	69106-00	A	BULKHEAD ASSEMBLY - Fuselage, Sta. 187	1	
-15	62665-02		FAIRLEAD	3	
-16	62711-04		PULLEY	2	
-17	62413-00		FITTING ASSEMBLY - Top tail cone, left	1	
	65388-06	B	FITTING ASSEMBLY - Top tail cone, left	1	32S-40000 to 32S-7240147 incl.
	62413-01		FITTING ASSEMBLY - Top tail cone, right	1	
	65388-07	B	FITTING ASSEMBLY - Top tail cone, right	1	32S-40000 to 32S-7240147 incl.
-18	62414-00		FITTING ASSEMBLY - Bottom tail cone, left	1	
	65388-08	B	FITTING ASSEMBLY - Bottom tail cone, left	1	32S-40000 to 32S-7240147 incl.
	62414-01		FITTING ASSEMBLY - Bottom tail cone, right	1	
	65388-09	B	FITTING ASSEMBLY - Bottom tail cone, right	1	32S-40000 to 32S-7240147 incl.
-19	62451-00		STRINGER ASSEMBLY - Hat section	1	
-20	62452-00		BRACKET - Stabilator pulley, left	1	
	62452-01		BRACKET - Stabilator pulley, right	1	
-21	62455-00		STRINGER ASSEMBLY - Hat section	1	
-22	62457-00		BRACKET - Stabilator pulley, left	1	
	62457-01		BRACKET - Stabilator pulley, right	1	
-23	62471-00		SPACER - Tail skid	2	
-24	62645-04		FITTING ASSEMBLY - Stabilator attachment	2	
-25	452 394		BEARING - (DW4K2)	1	

When ordering, always specify Part Number, Description and Serial Number of Aircraft

PIPER PARTS CATALOG

Figure and Index Number	Part Number	Code	NOMENCLATURE	No. Req.	SERIAL NUMBERS AFFECTED
15-26	66769-00		SKID ASSEMBLY - Tail	1	
-27	65112-00		BRACKET - Stringer, top	1	
-28	65114-00		STRINGER - Top, Sta. 156 to Sta. 191	1	
-29	66974-00	E	STRINGER - Top, Sta. 191 to Sta. 228	1	
	79267-00	F	STRINGER - Top, Sta. 191 to Sta. 228	1	
-30	66494-00		PLATE ASSEMBLY - Aft fuselage closeout	1	
-31	68991-00	A	GUSSET - Aft lower cargo hatch	1	
-32	99813-02		DOUBLER - Antenna, forward	1	
	99805-03		DOUBLER - Antenna, aft	1	
-33	65343-00		CLIP - Antenna	2	
-34	63078-08		DISC - Closeout	2	
-35	402 897		BOLT - (NAS464P3A4)	8	
	407 564	W	WASHER - (AN960-10)	8	
	407 584	W	WASHER - (AN960-10L)	8	
	404 566	W	NUT - (MS21045-L3)	8	
-36	402 890		BOLT - (NAS464P3A5)	4	
	407 564	W	WASHER - (AN960-10)	4	
	407 584	W	WASHER - (AN960-10L)	4	
	404 566	W	NUT - (MS21045-L3)	4	
-37	99615-00	C	COVER - Air conditioning exhaust louver, left	1	
	99615-01	C	COVER - Air conditioning exhaust louver, right	1	
-38	99631-00	C	FILTER - Air conditioning exhaust	2	
-39	99496-00	C	BRACKET ASSEMBLY - Condenser door actuation	1	
-40	99561-00	C	BEARING ASSEMBLY - Condenser door actuation	2	
-41	99272-00	C	CHANNEL - Condenser door frame	2	
-42	99273-00	C	STIFFENER - Condenser door frame	1	
-43	99278-03	C	ZEE ASSEMBLY - Condenser door frame	1	
-44	99552-00	C	BRACKET ASSEMBLY - Condenser door bellcrank, left	1	
	99552-02	C	BRACKET ASSEMBLY - Condenser door bellcrank, right	1	
-45	99558-00	C	BRACKET - Motor mount condenser actuator	1	
-46	99545-00	C	BRACKET - Motor support	1	
-47	99555-00	C	BRACKET - Brace	1	
-48	99487-00	C	BRACE - Condenser frame, left	1	
	99487-01	C	BRACE - Condenser frame, right	1	
-49	99488-00	C	GUSSET - Condenser frame, forward	2	
-50	99280-00	C	GUSSET - Condenser frame, aft, left	1	
	99280-01	C	GUSSET - Condenser frame, aft, right	1	
-51	76497-02	C	PANEL ASSEMBLY - Fairlead	1	
-52	99609-00	C	VENT ASSEMBLY - Evaporator	1	
-53	22482-00	C,W	SCOOP - Evaporator vent	1	
-54	99498-00	J	MOUNT - Closed limit switch	1	

When ordering, always specify Part Number, Description and Serial Number of Aircraft

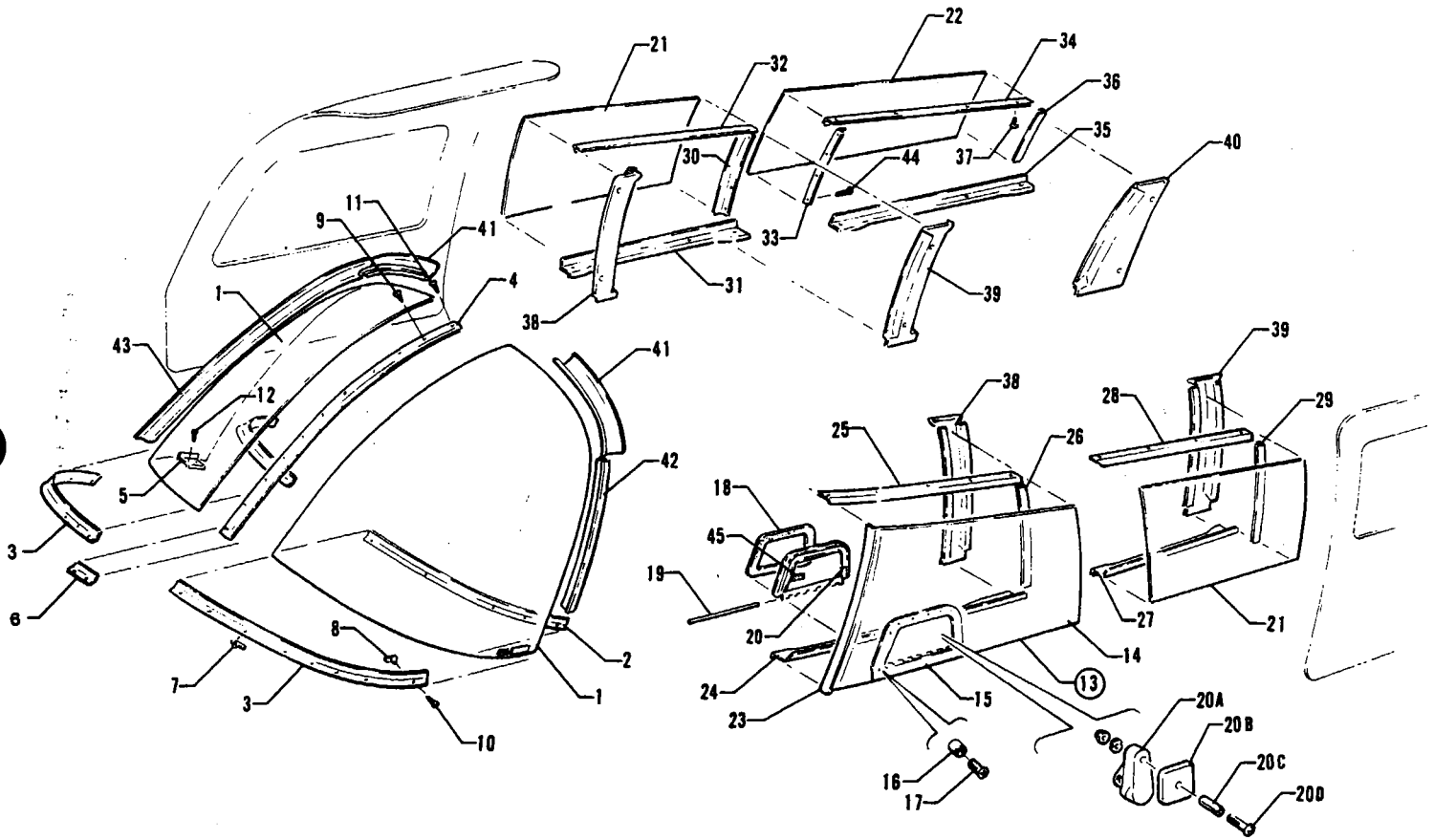


Figure 16. Enclosure Installation
 (PA-32-280 - Serial Nos. 32-1 to 32-7200065 inclusive)
 (PA-32-300 - Serial Nos. 32-40000 to 32-7240147 inclusive)

PIPER PARTS CATALOG

CODE EXPLANATIONS FOR FIGURE 16

- A - Used on PA-32-260 with serial numbers 32-1 to 32-7200055 inclusive, and PA-32-300 with serial numbers 32-40000 to 32-7240147 inclusive.
- B - Used if gray windshield and windows are installed.
- C - Used on PA-32-260 with serial numbers 32-1 to 32-1110 inclusive, and PA-32-300 with serial numbers 32-40000 to 32-40415 inclusive.
- D - Used on PA-32-260 with serial numbers 32-1111 and up, and PA-32-300 with serial numbers 32-40416 and up.
- E - Used on PA-32-260 with serial numbers 32-1 to 32-1110 inclusive, and PA-32-300 with serial numbers 32-40000 to 32-40565 inclusive.
- F - Used on PA-32-260 with serial numbers 32-1111 and up, and PA-32-300 with serial numbers 32-40566 and up.
- G - Used on PA-32-260 with serial numbers 32-7100001 and up, and PA-32-300 with serial numbers 32-7140001 and up.
- H - Used on PA-32-260 with serial numbers 32-867 and up, and PA-32-300 with serial numbers 32-40248 and up.
- J - Used on PA-32-260 with serial numbers 32-1 to 32-866 inclusive, and PA-32-300 with serial numbers 32-40000 to 32-40247 inclusive.
- K - Used on PA-32-260 with serial numbers 32-7200001 and up, and PA-32-300 with serial numbers 32-7240001 and up.
- L - Used on PA-32-260 with serial numbers 32-566 to 32-1110 inclusive, and PA-32-300 with serial numbers 32-40000 to 32-40565 inclusive.
- M - Used on PA-32-260 with serial numbers 32-1111 to 32-7100038 inclusive, and PA-32-300 with serial numbers 32-40566 to 32-7140086 inclusive.
- N - Used on PA-32-260 with serial numbers 32-7200001 to 32-7200021 inclusive, and PA-32-300 with serial numbers 32-7240001 to 32-7240077 inclusive, and 32-7240079 to 32-7240081 inclusive.
- O - Used on PA-32-260 with serial numbers 32-7200022 and up, and PA-32-300 with serial numbers 32-7240078 and 32-7240082 and up.
- P - Used if shoulder harness has been installed.
- Q - Used on PA-32-260 with serial numbers 32-1251 and up, and PA-32-300 with serial numbers 32-40851 and up.
- R - Used on PA-32-260 with serial numbers 32-1111 to 32-1250 inclusive, and PA-32-300 with serial numbers 32-40566 to 32-40850 inclusive.
- W - These parts must be ordered from Service Spares Department, Piper Aircraft, Lock Haven, Penna.

PIPER PARTS CATALOG

Figure and Index Number	Part Number	Code	NOMENCLATURE	No. Req.	SERIAL NUMBERS AFFECTED
16-	63070 69220 68291	C D	DRAWING - Windshield Installation DRAWING - Windshield Installation DRAWING - Window Installation		
-1	63070-26 69220-08 63070-27 69220-09	B,G B,G	WINDSHIELD - Left WINDSHIELD - Left WINDSHIELD - Right WINDSHIELD - Right	1 1 1 1	
-2	63070-21 69220-02 63070-23 69220-03	C D C D	COLLAR - Inside, left COLLAR - Inside, left COLLAR - Inside, right COLLAR - Inside, right	1 1 1 1	
-3	63070-24 69220-04 63070-22 69220-05	C D C D	COLLAR - Outside, left COLLAR - Outside, left COLLAR - Outside, right COLLAR - Outside, right	1 1 1 1	
-4	63070-07		TRIM STRIP - Windshield, center	1	
-5	63077-00 67552-00 63076-00 67553-00	E F E F	ZEE - Windshield attachment, left RETAINER - Windshield ZEE - Windshield attachment, right RETAINER - Windshield	1 1 1 1	
-6	63070-14 69219-00	C D	PLATE - Windshield collar PLATE - Windshield collar	1 1	
-7	406 809	W	ANCHOR NUT - (NAS687A06K)	2	
-8	406 823 415 144	W W	ANCHOR NUT - (NAS686A06K) SCREW - (AN528-832R8)	24 24	
-9	415 450	W	SCREW - (AN528-832R10)	8	
-10	415 150	W	SCREW - (AN528-832R10)	2	
-11	415 477	W	SCREW - (AN528-832R7)	1	
-12	419 883 494 001	W W	SCREW - 4 x 1/2 Oval Head, Type "A" WASHER - (4 Finishing)	4 4	
-13	68304-00 65746-02 65826-02 65826-04	J H B,G	WINDOW ASSEMBLY - Front, left WINDOW ASSEMBLY - Front, left WINDOW ASSEMBLY - Front, left WINDOW ASSEMBLY - Front, left	1 1 1 1	32-1 to 32-565 inclusive
-14	68304-02 65750-00 65825-00 65825-02	J H B,G	WINDOW - Front, left WINDOW - Front, left WINDOW - Front, left WINDOW - Front, left	1 1 1 1	32-1 to 32-565 inclusive
-15	23515-00	W	FRAME ASSEMBLY - Storm window	1	32-1 to 32-565 inclusive
-16	18161-00	W	BUSHING - Storm window frame	14	32-1 to 32-565 inclusive
-17	420 892	W	RIVET - (AN426-A3-6)	14	32-1 to 32-565 inclusive
-18	13945-40	W	STRIP - Rubber, storm window frame seal	1	32-1 to 32-565 inclusive
-19	21025-04 63744-09	W	PIN - Storm window hinge PIN - Storm window hinge	1 1	32-1 to 32-565 inclusive 32-566 and up
-20	21027-00 65745-00 65896-00 65896-02	W J H B,G	WINDOW ASSEMBLY - Storm WINDOW ASSEMBLY - Storm WINDOW ASSEMBLY - Storm WINDOW ASSEMBLY - Storm	1 1 1 1	32-1 to 32-565 inclusive
-20a	65742-00	W	LATCH - Storm window	1	32-566 and up
-20b	65741-00		SPACER - Storm window latch	1	32-566 and up
-20c	65003-10		BUSHING - Storm window latch	1	32-566 and up
-20d	415 151 408 823 477 696	W	SCREW - (AN528-832R12) WASHER - Shakeproof (3502-10-71) NUT - Dome (8081-NP)	1 1 1	32-566 and up 32-566 and up 32-566 and up

When ordering, always specify Part Number, Description and Serial Number of Aircraft

PIPER PARTS CATALOG

Figure and Index Number	Part Number	Code	NOMENCLATURE	No. Req.	SERIAL NUMBERS AFFECTED
16-21	68305-00		WINDOW - Middle, left	1	
	68305-02	B,G	WINDOW - Middle, left	1	
	68305-01		WINDOW - Middle, right	1	
	68305-03	B,G	WINDOW - Middle, right	1	
-22	68306-00		WINDOW - Rear, right	1	
	68306-02	B,G	WINDOW - Rear, right	1	
-23	63071-02		ANGLE - Left front, front window	1	
-24	68292-00		ANGLE - Left bottom, front window	1	32-1 to 32-565 inclusive
	68292-02	L	ANGLE - Left bottom, front window	1	
	69453-00	F	ANGLE - Left bottom, front window	1	
-25	68293-00		ANGLE - Left top, front window	1	
-26	68294-00		ANGLE - Left rear, front window	1	
-27	68295-00		ANGLE - Left bottom, rear window	1	
-28	68296-00		ANGLE - Left top, rear window	1	
-29	68297-00		ANGLE - Left rear, rear window	1	
-30	68297-01		ANGLE - Right rear, middle window	1	
-31	68298-00		ANGLE - Right bottom, middle window	1	
-32	68299-00		ANGLE - Right top, middle window	1	
-33	68300-00		ANGLE - Right front, rear window	1	
-34	68301-00		ANGLE - Right top, rear window	1	
-35	68302-00		ANGLE - Right bottom, rear window	1	
-36	68303-00		ANGLE - Right rear, rear window	1	
-37	419 683	W	SCREW - (4 x 1/2 Type A)	40	
	494 001	W	WASHER - (4 Finishing)	40	
-38	68689-00	E	COVER - Window trim, left, sand	1	
	68689-02	F	COVER - Window trim, left, white	1	
	68731-00	E	COVER - Window trim, right, sand	1	
	68731-02	F	COVER - Window trim, right, white	1	
-39	68690-00	E	COVER - Window trim, left, sand	1	
	68690-02	M	COVER - Window trim, left, white	1	
	68690-03	N,P	COVER - Window trim, left, white	1	
	78016-00	O,P	COVER - Window trim, left, white	1	
	68691-00	E	COVER - Window trim, right, sand	1	
	68691-02	M	COVER - Window trim, right, white	1	
	68691-06	K,P	COVER - Window trim, right, white	1	
-40	68692-00	E	COVER - Window trim, right, sand	1	
	68692-02	F	COVER - Window trim, right, white	1	
-41	68688-00	E	COVER - Window trim, left, sand	1	
	68688-02	R	COVER - Window trim, left, white	1	
	68688-04	Q	COVER - Window trim, left, white	1	
	68688-01	E	COVER - Window trim, right, sand	1	
	68688-03	R	COVER - Window trim, right, white	1	
	68688-05	Q	COVER - Window trim, right, white	1	
-42	68732-00	E	COVER - Aft windshield bow, sand	1	
	68732-02	F	COVER - Aft windshield bow, white	1	
-43	63149-10	E	COVER - Windshield channel, left, sand	1	
	63149-14	F	COVER - Windshield channel, left, white	1	
	63149-11	E	COVER - Windshield channel, right, sand	1	
	63149-15	F	COVER - Windshield channel, right, white	1	
-44	419 875		SCREW - (4 x 3/8 Type A)	16	
-45	757 314		PLACARD - Storm window	1	

When ordering, always specify Part Number, Description and Serial Number of Aircraft

1D22 THRU 1D24
INTENTIONALLY LEFT BLANK

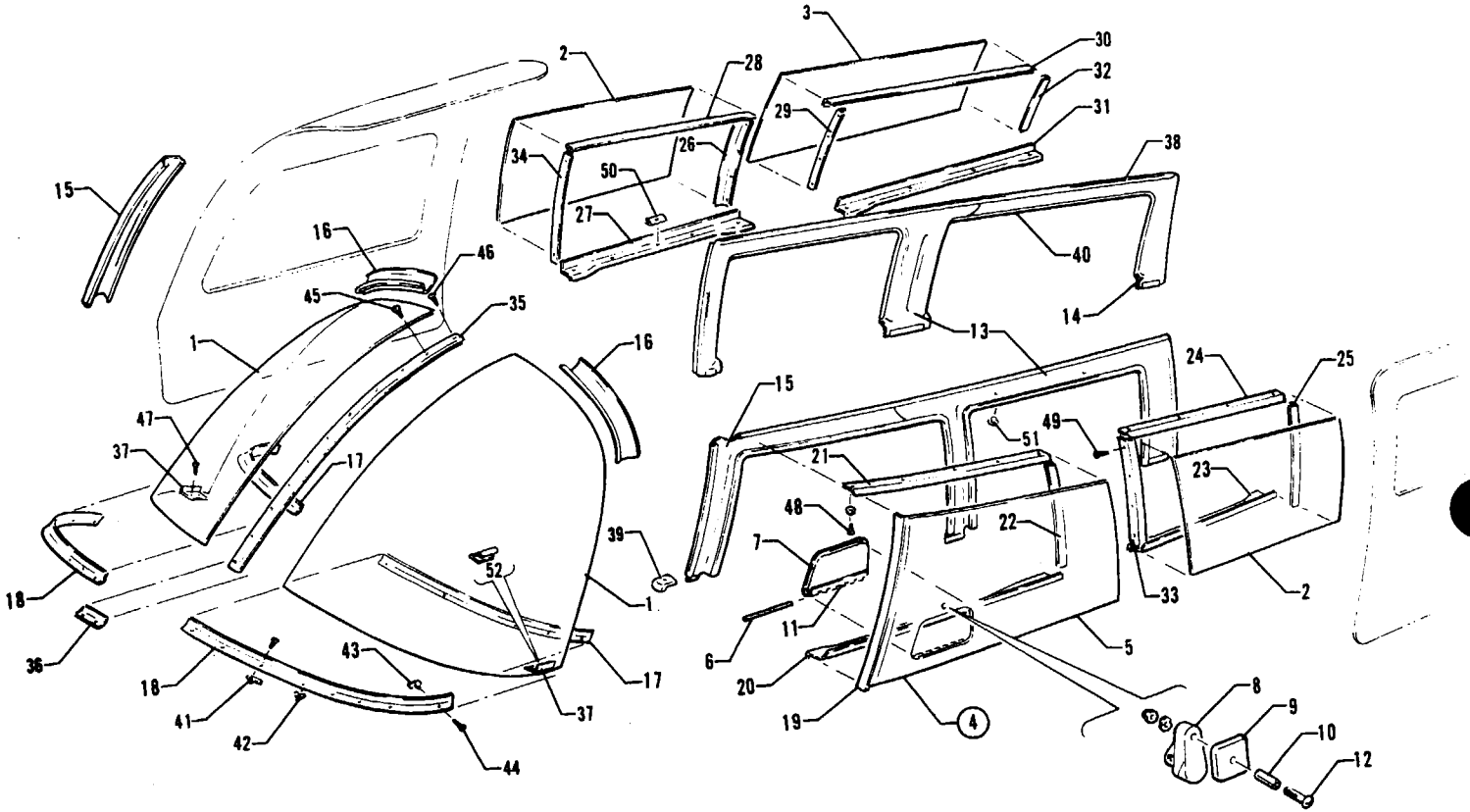


Figure 17. Enclosure Installation
(PA-32-260 - Serial Nos. 32-7300001 to 32-7300076 inclusive)
(PA-32-300 - Serial Nos. 32-7340001 to 32-7340201 inclusive)

PIPER PARTS CATALOG

CODE EXPLANATIONS FOR FIGURE 17

- A - Used on PA-32-260 with serial numbers 32-7300001 to 32-7300076 inclusive, and PA-32-300 with serial numbers 32-7340001 to 32-7340201 inclusive.
- B - Used if gray tinted windshield and windows are installed.
- C - Used if shoulder harness is installed.
- W - These parts must be ordered from Service Spares Department, Piper Aircraft, Lock Haven, Penna.

PIPER PARTS CATALOG

Figure and Index Number	Part Number	Code	NOMENCLATURE	No. Req.	SERIAL NUMBERS AFFECTED
17-	69646 69220		DRAWING - Window Installation DRAWING - Windshield Installation		
-1	63070-26 69220-08 63070-27	B	WINDSHIELD - Left WINDSHIELD - Left WINDSHIELD - Right	1 1 1	
	69220-09	B	WINDSHIELD - Right	1	
-2	68305-00 68305-02 68305-01	B	WINDOW - Middle, left WINDOW - Middle, left WINDOW - Middle, right	1 1 1	
	68305-03	B	WINDOW - Middle, right	1	
-3	68306-00 68306-02	B	WINDOW - Rear, right WINDOW - Rear, right	1 1	
-4	65826-02 65826-04	B	WINDOW - Front, left WINDOW - Front, left	1 1	
-5	65825-00 65825-02	B	WINDOW - Front, left WINDOW - Front, left	1 1	
-6	63744-09		PIN - Storm window hinge	1	
-7	65896-00 65896-02	B	WINDOW ASSEMBLY - Storm WINDOW ASSEMBLY - Storm	1 1	
-8	65742-00	W	LATCH - Storm window	1	
-9	65741-00		SPACER - Storm window latch	1	
-10	65003-10		BUSHING - Storm window latch	1	
-11	65782-00		HINGE HALF - Storm window	1	
-12	415 522 408 823 407 041 477 696	W W	SCREW - (MS35206-232) WASHER - Shakaproof (3502-10-71) WASHER - Lock (MS35338-41) NUT - Dome (8061-NP)	1 1 1 1	
-13	78052-02 78052-10 78052-04 78052-09	C C	COVER - Window trim, center, left, white COVER ASSEMBLY - Window trim, center, left, white COVER - Window trim, center, right, white COVER ASSEMBLY - Window trim, center, right, white	1 1 1 1	
-14	78052-03		COVER - Window trim, rear, right, white	1	
-15	99903-03 99903-05		COVER - Window trim, front, left, white COVER - Window trim, front, right, white	1 1	
-16	68688-04 68688-05		COVER - Windshield trim, left COVER - Windshield trim, right	1 1	
-17	69220-02 69220-03		COLLAR - Inside, left COLLAR - Inside, right	1 1	
-18	69220-04 69220-05		COLLAR - Outside, left COLLAR - Outside, right	1 1	
-19	63071-02		ANGLE - Left front, front window	1	
-20	69645-00		ANGLE - Left bottom, front window	1	
-21	68293-00		ANGLE - Left top, front window	1	
-22	68294-00		ANGLE - Left rear, front window	1	
-23	69642-00		ANGLE - Left bottom, rear window	1	
-24	68296-00		ANGLE - Left top, rear window	1	
-25	68297-00		ANGLE - Left rear, rear window	1	
-26	68297-01		ANGLE - Right rear, middle window	1	
-27	69643-00		ANGLE - Right bottom, middle window	1	
-28	68299-00		ANGLE - Right top, middle window	1	
-29	68300-00		ANGLE - Right front, rear window	1	
-30	68301-00		ANGLE - Right top, rear window	1	
-31	69644-00		ANGLE - Right bottom, rear window	1	
-32	68303-00		ANGLE - Right rear, rear window	1	
-33	63071-17		ANGLE - Left front, middle window	1	
-34	63071-18		ANGLE - Right front, middle window	1	

When ordering, always specify Part Number, Description and Serial Number of Aircraft

PIPER PARTS CATALOG

Figure and Index Number	Part Number	Code	NOMENCLATURE	No. Req.	SERIAL NUMBERS AFFECTED
17-35	63070-07		TRIM STRIP - Windshield, center	1	
-36	69219-00		PLATE - Windshield collar	1	
-37	79154-00		RETAINER - Windshield, left	1	
	79155-00		RETAINER - Windshield, right	1	
-38	78057-00		RETAINER - Window frame, extrusion	14	
-39	99990-00		CAP - Extrusion trim	2	
-40	99997-00		EXTRUSION - Vinyl	25	
-41	406 809	W	ANCHOR NUT - (NAS687A06K)	2	
	415 520	W	SCREW - (MS35206-230)	2	
-42	406 642	W	ANCHOR NUT - (NAS684A06K)	2	
	415 520	W	SCREW - (MS35206-230)	2	
-43	406 823	W	ANCHOR NUT - (NAS686A06K)	18	
	415 520	W	SCREW - (MS35206-230)	18	
-44	415 521	W	SCREW - (MS35206-231)	2	
-45	415 536	W	SCREW - (MS35206-246)	8	
-46	415 544	W	SCREW - (MS35206-244)	1	
-47	419 683	W	SCREW - (4 x 1/2 Oval Head, Type "A")	4	
	494 001	W	WASHER - (#4 Finishing)	4	
-48	419 683	W	SCREW - (4 x 1/2 Type "A")	29	
	494 001	W	WASHER - (#4 Finishing)	AR	
-49	419 875		SCREW - (4 x 3/8 Type "A")	39	
-50	99943-00		RETAINER - Window panel	8	
-51	581 928		PLUG - (207-200201-00-0103)	9	
-52	99943-00		RETAINER - Windshield trim	2	

When ordering, always specify Part Number, Description and Serial Number of Aircraft

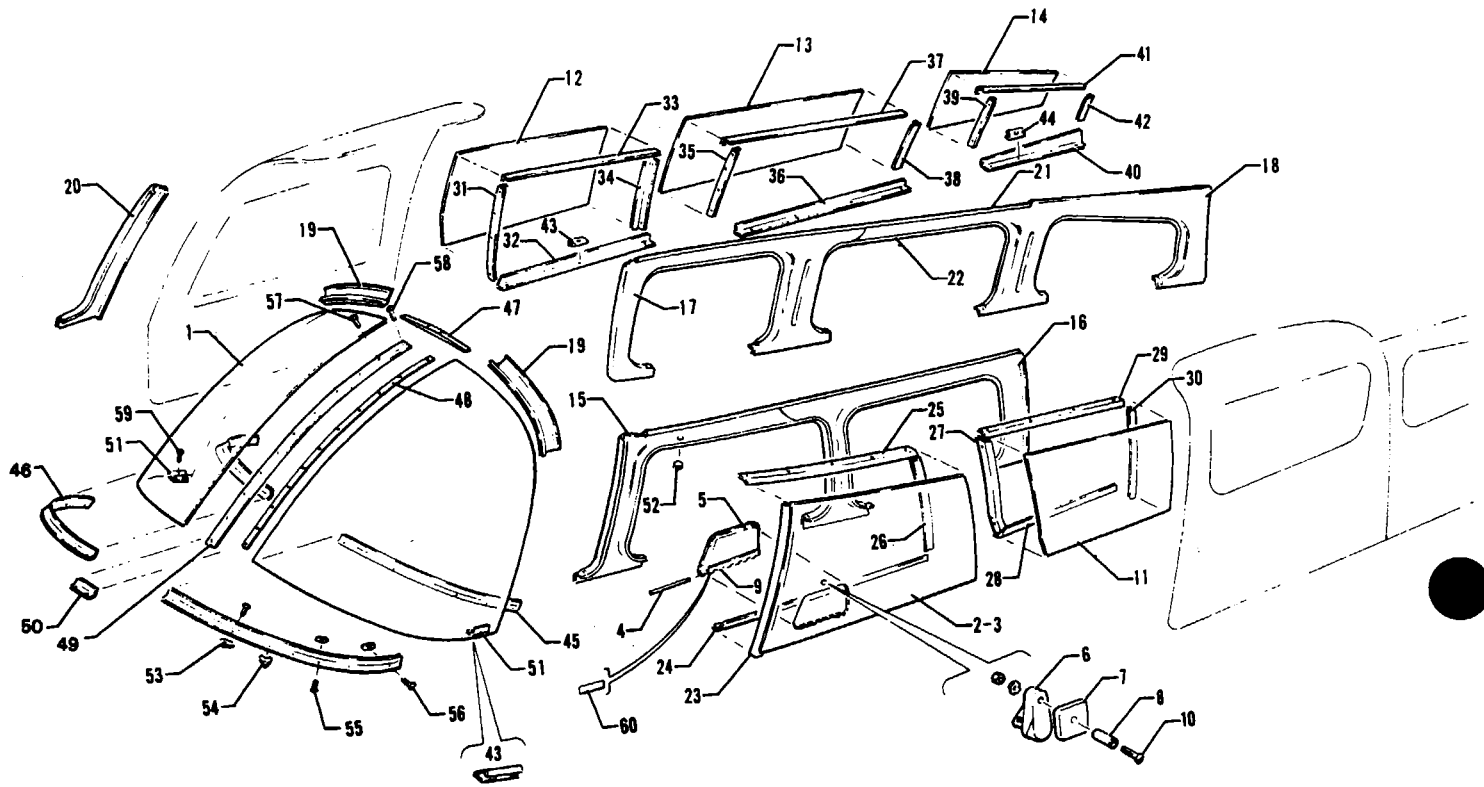


Figure 18. Enclosure Installation
(PA-32-280 - Serial Nos. 32-7400001 and up)
(PA-32-300 - Serial Nos. 32-7440001 and up)
(PA-32R-300 - Serial Nos. 32R-7680001 and up)

PIPER PARTS CATALOG

CODE EXPLANATIONS FOR FIGURE 18

- A - Used on PA-32-260 with serial numbers 32-7400001 and up, PA-32-300 with serial numbers 32-7440001 and up, and PA-32R-300
- B - Used if 250 thick sound reduction windshield is installed
- C - Used on PA-32-260 with serial numbers 32-7400001 to 32-7500041 inclusive, and PA-32-300 with serial numbers 32-7400001 to 32-7540138 inclusive
- D - Used on PA-32-260 with serial numbers 32-7500042 and up, PA-32-300 with serial numbers 32-7540139 and up, and PA-32R-300
- E - Used if shoulder harness is installed
- F - Used on PA-32-260 with serial numbers 32-7400001 to 32-7600001 inclusive, PA-32-300 with serial numbers 32-7440001 to 32-7640029 inclusive, and PA-32R-300 with serial numbers 32R-7680001 to 32R-7680013 inclusive
- G - Used on PA-32-260 with serial numbers 32-7600002 and up, PA-32-300 with serial numbers 32-7640030 and up, and PA-32R-300 with serial numbers 32R-7680014 and up
- H - Used on PA-32R-300 with serial numbers 32R-7680001 to 32R-7680072, 32R-7680074 to 32R-7680155, 32R-7680157 to 32R-7680538 inclusive
- J - Used on PA-32-260 with serial numbers 32-7700002 and up, PA-32-300 with serial numbers 32-7740005 and up, and PA-32R-300 with serial numbers 32R-7780013 and up
- K - Used on PA-32-260 with serial numbers 32-7400001 to 32-7700001 inclusive, PA-32-300 with serial numbers 32-7440001 to 32-7740004 inclusive, and PA-32R-300 with serial numbers 32R-7680001 to 32R-7780012 inclusive
- L - Used on PA-32R-300 with serial numbers 32R-7680073, 32R-7680156, 32R-7780001 and up, and PA-32-300 with serial numbers 32-7940001 and up
- W - These parts must be ordered from Service Spares Department, Piper Aircraft, Lock Haven, Penna

PIPER PARTS CATALOG

Figure and Index Number	Part Number	Code	NOMENCLATURE	No. Req.	SERIAL NUMBERS AFFECTED
18-	69220 78271 78363	B	DRAWING - Windshield Installation DRAWING - Windshield Installation DRAWING - Window Installation		
-1	69220-24 69220-22 78271-03 78271-05 69220-25 69220-23 78271-04 78271-06		WINDSHIELD - Left, clear (.125 thick) WINDSHIELD - Left, tinted (.125 thick) WINDSHIELD - Left, clear (.250 thick) WINDSHIELD - Left, tinted (.250 thick) WINDSHIELD - Right, clear (.125 thick) WINDSHIELD - Right, tinted (.125 thick) WINDSHIELD - Right, clear (.250 thick) WINDSHIELD - Right, tinted (.250 thick)	1 1 1 1 1 1 1 1	
-2	69713-00 69713-02 69713-03 69713-04	K K J J	WINDOW ASSEMBLY - Front, left, clear WINDOW ASSEMBLY - Front, left, tinted WINDOW ASSEMBLY - Front, left, clear WINDOW ASSEMBLY - Front, left, tinted	1 1 1 1	
-3	69712-00 69712-02 69712-03 69712-04	K K J J	WINDOW - Front, left, clear WINDOW - Front, left, tinted WINDOW - Front, left, clear WINDOW - Front, left, tinted	1 1 1 1	
-4	63744-09		PIN - Storm window hinge	1	
-5	65896-00 65896-02		WINDOW ASSEMBLY - Storm, clear WINDOW ASSEMBLY - Storm, tinted	1 1	
-6	65742-00	W	LATCH - Storm window	1	
-7	65741-00	C	SPACER - Storm window latch	1	
-8	65003-10	C	BUSHING - Storm window latch	1	
-9	65782-00		HINGE HALF - Storm window	1	
-10	415 522 79572-00 408 832 477 696	C,W D	SCREW - (MS35206-232) SCREW - Special, storm window latch WASHER - Shakeproof (3502-10-71) NUT - Dome (8061-NP)	1 1 1 1	
-11	69704-00 69704-02 69704-03 69704-04		WINDOW - Middle, left, clear (.080 thick) WINDOW - Middle, left, tinted (.080 thick) WINDOW - Middle, left, clear (.125 thick) WINDOW - Middle, left, tinted (.125 thick)	1 1 1 1	
-12	69705-00 69705-02 69705-03 69705-04		WINDOW - Middle, right, clear (.080 thick) WINDOW - Middle, right, tinted (.080 thick) WINDOW - Middle, right, clear (.125 thick) WINDOW - Middle, right, tinted (.125 thick)	1 1 1 1	
-13	68306-00 68306-02 68306-03 68306-04		WINDOW - Middle, right, clear (.080 thick) WINDOW - Middle, right, tinted (.080 thick) WINDOW - Middle, right, clear (.125 thick) WINDOW - Middle, right, tinted (.125 thick)	1 1 1 1	
-14	69707-00 69707-02 69707-03 69707-04		WINDOW - Rear, right, clear (.080 thick) WINDOW - Rear, right, tinted (.080 thick) WINDOW - Rear, right, clear (.125 thick) WINDOW - Rear, right, tinted (.125 thick)	1 1 1 1	
-15	78349-14 78349-17	F G	COVER ASSEMBLY - Window trim, forward, left COVER ASSEMBLY - Window trim, forward, left	1 1	
-16	78349-10 78349-04	E	COVER ASSEMBLY - Window trim, middle, left COVER ASSEMBLY - Window trim, middle, left	1 1	
-17	78349-12 78349-08	E	COVER ASSEMBLY - Window trim, middle, right COVER ASSEMBLY - Window trim, middle, right	1 1	
-18	78349-11		COVER ASSEMBLY - Window trim, rear, right	1	

When ordering, always specify Part Number, Description and Serial Number of Aircraft

PIPER PARTS CATALOG

Figure and Index Number	Part Number	Code	NOMENCLATURE	No. Req.	SERIAL NUMBERS AFFECTED
18-19	68688-04	F	COVER - Windshield trim, left	1	
	63149-22	G	COVER - Windshield trim, left	1	
	68688-05	F	COVER - Windshield trim, right	1	
	63149-23	G	COVER - Windshield trim, right	1	
-20	79171-02	F	COVER - Window trim, front, right	1	
	79171-13	G	COVER - Window trim, front, right	1	
-21	78057-00		RETAINER - Window frame, extrusion	10'	
-22	99997-00		EXTRUSION - Vinyl	AR	
-23	63071-02	F	ANGLE - Left front, front window	1	
	79562-00	G	ANGLE - Left front, front window	1	
-24	69709-00		RETAINER - Left bottom, front window	1	
-25	68293-02		ANGLE - Left top, front window	1	
-26	69700-00		RETAINER - Left rear, front window	1	
-27	69701-00		RETAINER - Left front, middle window	1	
-28	69642-00		ANGLE - Left bottom, middle window	1	
-29	69708-00		RETAINER - Left top, middle window	1	
-30	68297-00		ANGLE - Left rear, middle window	1	
-31	69701-01		RETAINER - Right front, middle window	1	
-32	69643-00		ANGLE - Right bottom, middle window	1	
-33	69710-00		RETAINER - Right top, middle window	1	
-34	68297-01		ANGLE - Right rear, middle window	1	
-35	68300-00		ANGLE - Right front, middle window	1	
-36	69644-00		ANGLE - Right bottom, middle window	1	
-37	68301-00		ANGLE - Right top, middle window	1	
-38	68303-00		ANGLE - Right rear, middle window	1	
-39	69717-00		RETAINER - Right front, aft window	1	
-40	69714-00		RETAINER - Right bottom, aft window	1	
-41	69716-00		RETAINER - Right top, aft window	1	
-42	69715-00		RETAINER - Right rear, aft window	1	
-43	99943-00		RETAINER - Window panel	10	
-44	78086-00		RETAINER - Aft window	2	
-45	69220-18		COLLAR - Inside, left	1	
	69220-19		COLLAR - Inside, right	1	
-46	69220-04		COLLAR - Outside, left	1	
	69220-05		COLLAR - Outside, right	1	
-47	78638-00	B	SPACER - Windshield	1	
-48	79296-11	B	SPACER	1	
-49	63070-07	F	TRIM STRIP - Windshield, center	1	
	79557-00	G	TRIM STRIP - Windshield, center	1	
-50	69219-00		PLATE - Windshield collar	1	
-51	79154-00		RETAINER - Windshield, left	1	
	79155-00		RETAINER - Windshield, right	1	
-52	581 928		PLUG - (207-200201-00-0103)	9	
-53	406 809	W	ANCHOR NUT - (NAS687A06K)	2	
	486 286		SCREW - (NAS601-8P)	2	
-54	406 642	W	ANCHOR NUT - (NAS684A06K)	2	
	486 286		SCREW - (NAS601-8P)	2	
-55	406 832	W	ANCHOR NUT - (NAS686A06K)	20	
	486 286		SCREW - (NAS601-8P)	20	
-56	415 521	W	SCREW - (MS35206-231)	2	
-57	415 536	W	SCREW - (MS35206-246)	8	
	415 537	B,W	SCREW - (MS35206-247)	8	
-58	415 544	W	SCREW - (MS35206-244)	1	
	415 535	B,W	SCREW - (MS35206-245)	1	
-59	419 683	W	SCREW - (4 x 1/2 oval head, type A)	4	
	494 001	W	WASHER - (4 Finishing)	4	
-60	96853-00	H	PLACARD - Storm window	1	
	68669-141	L	PLACARD - Storm window	1	

When ordering, always specify Part Number, Description and Serial Number of Aircraft

PIPER PARTS CATALOG

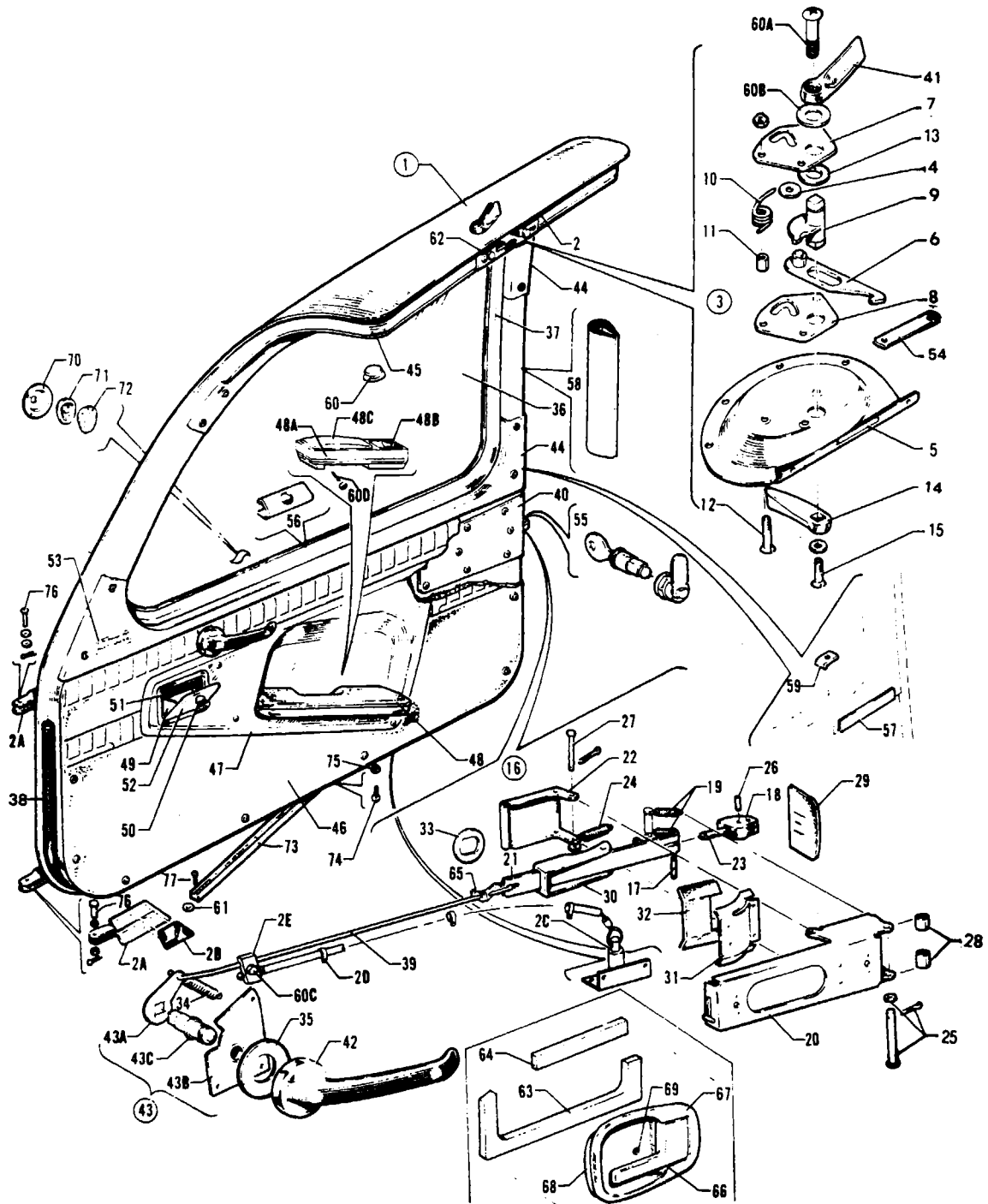


Figure 19 Forward Cabin Door
 (PA-32-260 - Serial Nos 32-1 to 32-7600001 inclusive)
 (PA-32-300 - Serial Nos 32-40000 to 32-7640029 inclusive)
 (PA-32R-300 - Serial Nos 32R-7680001 to 32R-7680013 inclusive)

REVISED APRIL 1980

PIPER PARTS CATALOG

CODE EXPLANATIONS FOR FIGURE 19

- A - Used on PA-32-260 with serial numbers 32-1 to 32-7600001 incl., PA-32-300 with serial numbers 32-40000 to 32-7640029 incl., and PA-32R-300 with serial numbers 32R-7680001 to 32R-7680013 incl.
- B - Used on PA-32-260 with serial numbers 32-1 to 32-1110 incl., and PA-32-300 with serial numbers 32-40000 to 32-40566 incl.
- C - Used on PA-32-260 with serial numbers 32-1111 to 32-7300076 incl., and PA-32-300 with serial numbers 32-40566 to 32-7340201 incl.
- D - Used on PA-32-260 with serial numbers 32-1111 to 32-1250 incl., and PA-32-300 with serial numbers 32-40566 to 32-40850 incl.
- E - Used on PA-32-260 with serial numbers 32-1251 to 32-1320 incl., and PA-32-300 with serial numbers 32-40851 to 32-41018 incl.
- F - Used on PA-32-260 with serial numbers 32-1 to 32-1187 incl., 32-1189 to 32-1190 incl., and PA-32-300 with serial numbers 32-40000 to 32-40762 incl., 32-40764 to 32-40768 incl.
- G - Used on PA-32-260 with serial numbers 32-1188, 32-1191 to 32-7300076 incl., and PA-32-300 with serial numbers 32-40763, 32-40769 to 32-7340201 incl.
- H - Used on PA-32-260 with serial numbers 32-7100001 to 32-7100038 incl., and PA-32-300 with serial numbers 32-7140001 to 32-7140086 incl.
- J - Used on PA-32-260 with serial numbers 32-7200001 to 32-7200055 incl., and PA-32-300 with serial numbers 32-7240001 to 32-7240147 incl.
- K - Used on PA-32-260 with serial numbers 32-7300001 to 32-7300076 incl., and PA-32-300 with serial numbers 32-7340001 to 32-7340201 incl.
- L - Used on PA-32-260 with serial numbers 32-7400001 and up, PA-32-300 with serial numbers 32-7440001 and up, and PA-32R-300.
- M - Used on PA-32-260 with serial numbers 32-1111 and up, PA-32-300 with serial numbers 32-40566 and up, and PA-32R-300.
- N - Used on PA-32-260 with serial numbers 32-7300006 and up, PA-32-300 with serial numbers 32-7340039 and up, and PA-32R-300.
- O - Used on PA-32-260 with serial numbers 32-1111 to 32-7300005 incl., and PA-32-300 with serial numbers 32-40566 to 32-7340038 incl. if Lower Door Latch has been installed.
- P - Used on PA-32-260 with serial numbers 32-7100001 and up, PA-32-300 with serial numbers 32-7140001 and up, and PA-32R-300.
- Q - Used on PA-32-260 with serial numbers 32-1 to 32-7200055 incl., and PA-32-300 with serial numbers 32-40000 to 32-7240147 incl.
- R - Used on PA-32-260 with serial numbers 32-1111 to 32-7200055 incl., and PA-32-300 with serial numbers 32-40566 to 32-7240147 incl.
- S - Used on PA-32-260 with serial numbers 32-7400001 to 32-7400061 incl., and PA-32-300 with serial numbers 32-7440001 to 32-7440182 incl.
- T - Used on PA-32S-300 Seaplane Model only.
- U - Used on PA-32-260 with serial numbers 32-1251 to 32-7400061 incl., and PA-32-300 with serial numbers 32-40851 to 32-7440182 incl.
- V - If matching switch and door locks are desired, order Kit 470 729.
- W - These parts must be ordered from Service Spares Department, Piper Aircraft, Lock Haven, Penna.
- X - Used on PA-32-260 with serial numbers 32-7300001 and up, PA-32-300 with serial numbers 32-7340001 and up, and PA-32R-300.
- Y - Complete door assembly not available. Order component parts.
- Z - When ordering, specify color red, blue, brown or gold.
- AA - Used on PA-32-260 with serial numbers 32-1251 and up, PA-32-300 with serial numbers 32-40851 and up, and PA-32R-300.
- AB - Used on PA-32-260 with serial numbers 32-878 to 32-1250 incl., and PA-32-300 with serial numbers 32-40266 to 32-40850 incl.
- AC - When ordering, specify color red, blue/green, gold, black or green.

PIPER PARTS CATALOG

Figure and Index Number	Part Number	Code	NOMENCLATURE	No. Req.	SERIAL NUMBERS AFFECTED
19-1	68185-00	B,Y	DOOR ASSEMBLY - Cabin, forward (complete)	1	
	69327-00	D,Y	DOOR ASSEMBLY - Cabin, forward (complete)	1	
	69327-02	E,Y	DOOR ASSEMBLY - Cabin, forward (complete)	1	
	69327-03	H,Y	DOOR ASSEMBLY - Cabin, forward (complete)	1	
	69327-04	J,Y	DOOR ASSEMBLY - Cabin, forward (complete)	1	
	78082-03	K,Y	DOOR ASSEMBLY - Cabin, forward (complete)	1	
	79209-04	L,Y	DOOR ASSEMBLY - Cabin, forward (complete)	1	
-2	63047-12	B	DOOR ASSEMBLY - Cabin	1	
	66652-00	C	DOOR ASSEMBLY - Cabin	1	
	66652-12	L	DOOR ASSEMBLY - Cabin	1	
-2a	63050-00	F	HINGE - Cabin door assembly, top	1	
	66913-00	G	HINGE - Cabin door assembly, top	1	
	66913-04	L	HINGE - Cabin door assembly, top	1	
	63051-00	F	HINGE - Cabin door assembly, bottom	1	
	66914-00	G	HINGE - Cabin door assembly, bottom	1	
	66914-03	L	HINGE - Cabin door assembly, bottom	1	
-2b	66915-00	G	DOUBLER ASSEMBLY - Floating, top	1	
	66916-00	G	DOUBLER ASSEMBLY - Floating, bottom	1	
-2c	96863-00	N,O	ACTUATOR ASSEMBLY - Lower door latch	1	
-2d	454 887	N,O	CLAMP - (PS10017-1-3)	3	
-2e	96864-00	N,O	CLAMP - Lower door latch	2	
-3	63034-00	B	LATCH ASSEMBLY - Door, auxiliary	1	
	63034-02	M	LATCH ASSEMBLY - Door, auxiliary	1	
-4	62833-06		WASHER	1	
-5	68180-00		PAN - Door latch	1	
-6	63036-00		HOOK ASSEMBLY - Door latch	1	
-7	68179-00		PLATE - Door latch	1	
-8	68179-02		PLATE - Door latch	1	
-9	63042-00		CAM - Door latch	1	
-10	63045-00		SPRING - Door latch	1	
-11	63900-50		BUSHING	3	
-12	414 769	W	SCREW - (MS24693-S53)	3	
	404 833	W	NUT - (MS20364-832C)	3	
-13	407 569	W	WASHER - (AN960-816)	1	
-14	63039-02	B	HANDLE - Door, auxiliary	1	
	63039-00	M	HANDLE - Door, auxiliary	1	
-15	415 378		SCREW - (MS51957-46) Door handle	1	
	407 586	W	WASHER - (AN960-516L) Door handle	1	
-16	68188-00		LATCH ASSEMBLY - Door	1	
-17	14627-03	W	PIN - Door latch	1	
-18	69224-00		TONGUE ASSEMBLY - Door latch	1	
-19	14635-02	W	SPRING	2	
-20	79434-00		HOUSING ASSEMBLY - Door latch	1	
-21	66654-00		PLATE ASSEMBLY	1	
-22	21172-02	W	PLATE	1	
-23	81262-68	W	LINK	1	
-24	83302-43	W	SPRING	1	
-25	424 051	W	COTTER PIN - (MS24665-132)	1	
	424 163	W	PIN - (AN392-53)	1	
	407 562	W	WASHER - (AN960-6)	1	
-26	480 694	W	ROLL PIN - (59-028-125-05625)	1	
-27	424 162	W	PIN - (AN392-49)	1	
	424 051	W	COTTER PIN - (MS24665-132)	1	
	407 562	W	WASHER - (AN960-6)	1	
-28	14843-90	W	BUSHING	2	
-29	21478-00		SEAL	1	
-30	66641-00		PLATE - Door latch stop	1	
-31	21843-00	W	PLATE - Seal support	1	
-32	21844-00	W	SEAL	1	

When ordering, always specify Part Number, Description and Serial Number of Aircraft

PIPER PARTS CATALOG

Figure and Index Number	Part Number	Code	NOMENCLATURE	No. Req.	SERIAL NUMBERS AFFECTED
19-33	21176-00	W	* SPACER	2	
-34	42891-00	B,W	* SPRING	1	
-35	62833-20	B	* WASHER	1	
-36	63006-06		* WINDOW - Door, clear (080 thick)	1	
	79040-00	L	* WINDOW - Door, clear (125 thick)	1	
	66848-04	P	* WINDOW - Door, tinted (080 thick)	1	
	79040-02	L	* WINDOW - Door, tinted (125 thick)	1	
-37	63006-07		* ANGLE - Door window	1	
-38	19063-02	W	* MOULDING - Cabin door (quarter-round type)	13'	
	189 139		* MOULDING - Cabin door (bulb type)	13'	
-39	63007-00	B	* ROD - Door handle	1	
	99783-00	M	* ROD - Door handle	1	
-40	63012-00		* PLATE - Door latch trim	1	
-41	63039-00		* HANDLE - Door, auxiliary	1	
-42	464 031	B	* HANDLE - (1H-287)	1	
-43	63055-02	B	* HANDLE ASSEMBLY - Door	1	
-43a	20747-00	B,W	* * LINK - Door latch	1	
-43b	65567-00	B	* * PLATE ASSEMBLY - Door latch	1	
-43c	20743-00	B,W	* * SHAFT - Door handle	1	
-44	63151-02	Q	* COVER - Door trim, window, bottom	1	
	63151-03	Q	* COVER - Door trim, window, top	1	
	78082-04	K	* COVER - Door trim, window (complete)	1	
	79209-11	L	* COVER - Door trim, window (complete)	1	
-45	63187-11	B	* PANEL - Door, top, sand	1	
	63187-12	R	* PANEL - Door, top, white	1	
-46	68469-02	B	* PANEL - Door, bottom, red	1	
	69417-02	D	* PANEL - Door, bottom, red	1	
	69583-02	E	* PANEL - Door, bottom, red	1	
	99238-02	H	* PANEL - Door, bottom, red	1	
	99238-08	J	* PANEL - Door, bottom, red	1	
	580 450	K	* PANEL - Door, bottom, red	1	
	579 783	L	* PANEL - Door, bottom, red	1	
	68469-03	B	* PANEL - Door, bottom, brown	1	
	69417-03	D	* PANEL - Door, bottom, brown	1	
	69583-06	E	* PANEL - Door, bottom, green	1	
	99238-07	H	* PANEL - Door, bottom, green	1	
	99238-13	J	* PANEL - Door, bottom, green	1	
	580 455	K	* PANEL - Door, bottom, green	1	
	579 778	L	* PANEL - Door, bottom, green	1	
	68469-04	B	* PANEL - Door, bottom, blue	1	
	69417-04	D	* PANEL - Door, bottom, blue	1	
	69583-03	E	* PANEL - Door, bottom, blue	1	
	99238-03	H	* PANEL - Door, bottom, blue	1	
	99238-09	J	* PANEL - Door, bottom, blue/green	1	
	580 451	K	* PANEL - Door, bottom, blue/green	1	
	579 782	L	* PANEL - Door, bottom, blue/green	1	
	68469-05	B	* PANEL - Door, bottom, beige	1	
	69417-05	D	* PANEL - Door, bottom, beige	1	
	69583-04	E	* PANEL - Door, bottom, beige	1	
	99238-04	H	* PANEL - Door, bottom, beige	1	
	99238-10	J	* PANEL - Door, bottom, gold	1	
	580 452	K	* PANEL - Door, bottom, gold	1	
	579 781	L	* PANEL - Door, bottom, gold	1	

When ordering, always specify Part Number, Description and Serial Number of Aircraft

PIPER PARTS CATALOG

Figure and Index Number	Part Number	Code	NOMENCLATURE	No. Req.	SERIAL NUMBERS AFFECTED
19-46	69417-06	D	* PANEL - Door, bottom, black	1	
	69583-05	E	* PANEL - Door, bottom, black	1	
	99238-05	H	* PANEL - Door, bottom, black	1	
	99238-11	J	* PANEL - Door, bottom, black	1	
	580 453	K	* PANEL - Door, bottom, black	1	
	579 780	L	* PANEL - Door, bottom, black	1	
	69583-07	E	* PANEL - Door, bottom, white	1	
	99238-06	H	* PANEL - Door, bottom, white	1	
	99238-12	J	* PANEL - Door, bottom, white	1	
	580 454	K	* PANEL - Door, bottom, white	1	
	579 779	S	* PANEL - Door, bottom, white	1	
-47	68484-01	B	* PAN - Armrest	1	
-48	68492-05	B	* PAD - Grip armrest, red	1	
	68492-09	B	* PAD - Grip armrest, brown	1	
	68492-13	B	* PAD - Grip armrest, blue	1	
	68469-05	B	* PAD - Grip armrest, beige	1	
-48a	66710-17	M	* HOUSING ASSEMBLY - Armrest	1	
-48b	763 003	M	* * BOX ASSEMBLY - Ash tray (S-25-AR-C)	1	
-48c	66710-44	M,AC	* PAD - Armrest	1	
	66710-21	D	* PAD - Armrest, brown	1	
	66710-26	U	* PAD - Armrest, white	1	
-49	453 141	B,W	* BOX - Ash (947478)	1	
-50	65286-05	B	* KNOB - Ash box, red	1	
	65286-06	B	* KNOB - Ash box, blue	1	
	65286-07	B	* KNOB - Ash box, brown	1	
	65286-08	B	* KNOB - Ash box, tan	1	
-51	484 385	B	* RETAINER - Ash box	1	
-52	65304-00	B,Z	* PANEL - Ash box	1	
-53	65356-00	B	* PLACARD - Door holder	1	
-54	68555-02	B	* PLACARD - Door latch	1	
	68555-05	M	* PLACARD - Door latch	1	
-55	752 301	V,W	* LOCK ASSEMBLY - Forward cabin door (10-377028)	1	
-56	99943-00	X	* RETAINER - Side panel	2	
-57	78057-00	K	* RETAINER - Window frame extrusion	1'	
-58	99997-00	X	* EXTRUSION - Vinyl	7'	
-59	99990-00	K	* CAP - Extrusion trim	2	
-60	581 928	X	* PLUG - (207-200201-00-0103)	1	
-60a	415 535	W	* SCREW - (MS35206-245)	1	
	407 586	W	* WASHER - (AN960-516L)	1	
-60b	62833-21		* WASHER - Neoprene	1	
	407 680		* WASHER - (AN960C-816)	1	
-60c	401 266	W	* BOLT - (AN3-5A)	1	
	407 564	W	* WASHER - (AN960-10)	1	
	404 887	W	* NUT - (MS20365-1032C)	1	
-60d	419 594	M	* SCREW - (AN530-10R36)	2	
-61	63020-02		BUSHING - Door holder	1	
	63900-73	T	BUSHING - Door holder	1	32S-40000 to 32S-7240147 incl
-62	453 857	AB	BUMPER - Door (Y-3020) Beige	2	
	453 856	AA	BUMPER - Door (SJ-5003) White	2	
-63	66647-00	M	SPACER - Door handle	1	
-64	66648-00	M	SPACER - Door handle	1	
-65	587 221	M	SPRING - Pull rod (113-837-199)	1	
-66	464 046	M	HANDLE - Door, right (113-837-020)	1	

When ordering, always specify Part Number, Description and Serial Number of Aircraft

PIPER PARTS CATALOG

Figure and Index Number	Part Number	Code	NOMENCLATURE	No. Req.	SERIAL NUMBERS AFFECTED
19-67	459 441	M	ESCUTCHEON - Door handle (113-837-239B)	1	
-68	581 489	M	PLATE - Trim, black (311-837-247)	1	
-69	486 160	M	SCREW - (N00-014-2161)	1	
	494 141	M	WASHER - (N00-012-1131)	1	
-70	69209-00	T	RETAINER - Door holding socket	1	32S-40000 to 32S-7240147 incl
-71	487 147	T	SOCKET - Door holding (XX16206)	1	32S-40000 to 32S-7240147 incl
-72	581 177	T	PLATE - Clinch (BS-16506)	1	32S-40000 to 32S-7240147 incl
-73	65727-00		HOLDER ASSEMBLY - Door	1	
-74	400 669		BOLT - Clevis (AN23-9A)	1	
-75	63020-02		BUSHING - Door holder	1	
	63900-73	T	BUSHING - Door holder	1	32S-40000 to 32S-7240147 incl
-76	424 204		PIN - (MS20392-3C13)	2	
	407 585	W	WASHER - (AN960-416L)	4	
	424 051	W	COTTER PIN - (MS24665-132)	2	
-77	400 862		BOLT - Clevis (AN23-10A)	1	

When ordering, always specify Part Number, Description and Serial Number of Aircraft

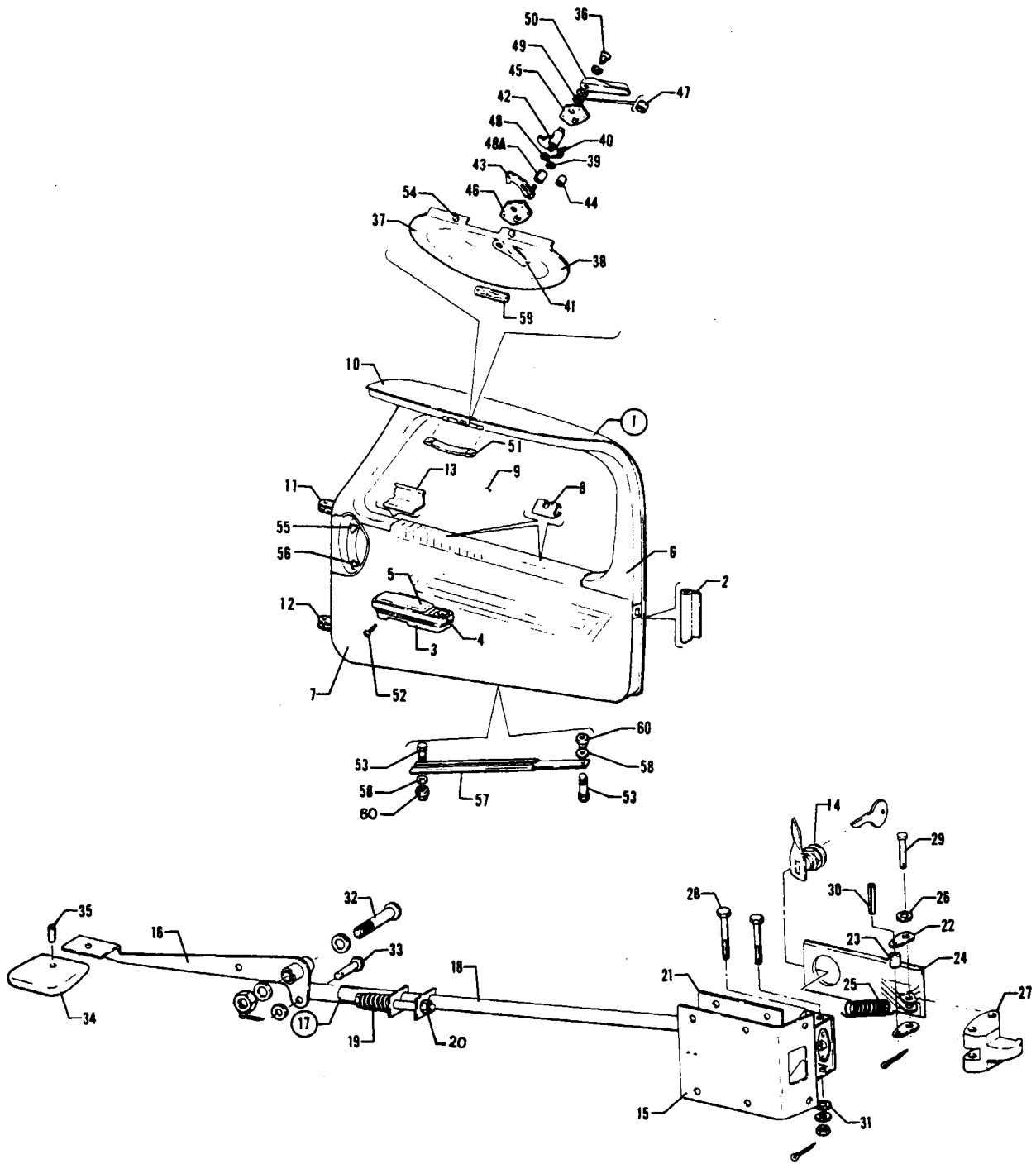


Figure 19A Forward Cabin Door
 (PA-32-260 - Serial Nos 32-7600002 and up)
 (PA-32-300 - Serial Nos 32-7640030 and up)
 (PA-32R-300 - Serial Nos 32R-7680014 and up)

REVISED APRIL 1980

PIPER PARTS CATALOG

CODE EXPLANATIONS FOR FIGURE 19A

- A - Used on PA-32-260 with serial numbers 32-7600002 and up, PA-32-300 with serial numbers 32-7640030 and up, and PA-32R-300 with serial numbers 32R-7680014 and up
- B - Complete Door Assembly not available Order component parts
- C - When ordering, specify color red, blue/green, gold, black or green
- D - When ordering, specify door latch pan color red, blue/green, gold, black, green or bark Specify color "bark I" for PA-32-260 with serial numbers 32-7700001 to 32-7700013 inclusive, PA-32-300 with serial numbers 32-7740001 to 32-7740044 inclusive, and PA-32R-300 with serial numbers 32R-7780001 to 32R-7780214 inclusive Specify color "bark II" for PA-32-260 with serial numbers 32-7700014 and up, PA-32-300 with serial numbers 32-7740045 and up, and PA-32R-300 with serial numbers 32R-7780215 and up
- E - If matching ignition switch and door locks are desired, order Kit 87329-04
- F - Used on PA-32-260 with serial numbers 32-7600002 to 32-7600033 inclusive, PA-32-300 with serial numbers 32-7640030 to 32-7640142 inclusive, and PA-32R-300 with serial numbers 32R-7680014 to 32R-7680538 inclusive
- G - Used on PA-32-260 with serial numbers 32-7700001 and up, PA-32-300 with serial numbers 32-7740001 and up, and PA-32R-300 with serial numbers 32R-7780001 and up
- H - Used on PA-32-260 with serial numbers 32-7700001 to 32-7700023 inclusive, PA-32-300 with serial numbers 32-7740001 to 32-7740113 inclusive, and PA-32R-300 with serial numbers 32R-7780001 to 32R-7780549 inclusive
- J - Used on PA-32-260 with serial numbers 32-7800001 and up, PA-32-300 with serial numbers 32-7840001 and up, and PA-32R-300 with serial numbers 32R-7880001 and up
- K - Used on PA-32-260 with serial numbers 32-7800001 and up, PA-32-300 with serial numbers 32-7840001 to 32-7940149 inclusive, and PA-32R-300 with serial numbers 32R-7880001 and up
- L - Used on PA-32-300 only
- M - Used with door latch hook assembly that has a 3/8 O D welded stud
- N - Used with door latch hook assembly that has a 1/4 O D welded stud and 3/8 O D removeable roller
- W - These parts must be ordered from Service Spares Department, Piper Aircraft, Lock Haven, Penna

PIPER PARTS CATALOG

Figure and Index Number	Part Number	Code	NOMENCLATURE	No. Req.	SERIAL NUMBERS AFFECTED
19A-	79546		DRAWING - Doors Installation		
-1	79545-04	B	DOOR ASSEMBLY - Complete	1	
-2	189 139		* MOULDING - Cabin door (bulb type)	13'	
-3	66710-17		* HOUSING ASSEMBLY - Armrest	1	
-4	763 003		** BOX ASSEMBLY - Ash tray (S-25-AR-C)	1	
-5	66710-44	C,F	* PAD - Armrest	1	
	580 731	G	* PAD - Armrest , camel	1	
	579 507	J	* PAD - Armrest, olivetone	1	
	579 508	K	* PAD - Armrest, midnight blue	1	
	579 474	L	* PAD - Armrest, dark blue	1	32-7940150 and up
	579 509	J	* PAD - Armrest, black	1	
	579 510	J	* PAD - Armrest, tan	1	
-6	79542-13	D,F	* COVER ASSEMBLY - Cabin door upper, white	1	
	79542-16	D,G	* COVER ASSEMBLY - Cabin door upper	1	
-7	79544-02	C,F	* PANEL ASSEMBLY - Cabin door trim	1	
	580 709	H	* PANEL ASSEMBLY - Cabin door trim	1	
	579 409	J	* PANEL ASSEMBLY - Cabin door trim , white/camel/black	1	
	579 555	J	* PANEL ASSEMBLY - Cabin door trim, olivetone	1	
	579 556	K	* PANEL ASSEMBLY - Cabin door trim, midnight blue	1	
	579 315	L	* PANEL ASSEMBLY - Cabin door trim, dark blue	1	32-7940150 and up
	579 557	J	* PANEL ASSEMBLY - Cabin door trim, raspberry/black	1	
	579 558	J	* PANEL ASSEMBLY - Cabin door trim, tan/seal	1	
-8	99943-00		* RETAINER - Side panel	2	
-9	79475-05		* WINDOW - Cabin door (080 thick) clear	1	
	79475-55		* WINDOW - Cabin door (080 thick) tinted	1	
	79475-56		* WINDOW - Cabin door (125 thick) clear	1	
	79475-57		* WINDOW - Cabin door (125 thick) tinted	1	
-10	79475-48		* DOOR ASSEMBLY - Cabin (less window)	1	
-11	79475-07		** HINGE - Cabin door, upper	1	
-12	79475-08		** HINGE - Cabin door, lower	1	
-13	79475-09		** RETAINER - Window	1	
-14	87329-07	E	** LOCK ASSEMBLY - Cabin door	1	
-15	79515-35		** COVER - Cabin door latch	1	
-16	79515-13		** HANDLE ASSEMBLY - Cabin door	1	
-17	79515-03		** LATCH ASSEMBLY - Door	1	
-18	79515-05		*** TUBE ASSEMBLY - Door latch	1	
-19	587 398		**** SPRING - Door latch tube (PS10087-2-1)	1	
-20	400 113	W	**** BOLT - (AN4-20)	1	
	407 565	W	**** WASHER - (AN960-416)	3	
	404 101	W	**** NUT - (AN310-4)	1	
	424 051	W	**** COTTER PIN - (MS24665-132)	1	
-21	79515-07		*** BOX ASSEMBLY - Door latch	1	
-22	79515-08		*** LINK - Door latch mechanism	2	
-23	79515-15		*** BUSHING - Door latch mechanism	1	
-24	79530-02		*** HANDLE - Door latch mechanism	1	
-25	587 381		*** SPRING - (EO240-037-1750S)	2	
-26	62833-105		*** WASHER - Door latch mechanism	1	
-27	79532-02		*** LATCH - Cabin door	1	
-28	400 665		*** BOLT - (AN21-31)	2	
	407 562	W	*** WASHER - (AN960-6)	2	
	404 391		*** NUT - (AN320-1)	2	
	424 041		*** COTTER PIN - (MS24665-5)	2	
-29	424 178	W	*** PIN - (MS20392-2C-19)	1	
	424 041		*** COTTER PIN - (MS24665-5)	1	
-30	480 800		*** PIN - Spring (MS9048-111)	1	
-31	407 582		*** WASHER - (AN960-6L)	2	

When ordering, always specify Part Number, Description and Serial Number of Aircraft

PIPER PARTS CATALOG

Figure and Index Number	Part Number	Code	NOMENCLATURE	No. Req.	SERIAL NUMBERS AFFECTED
19A-32	400 668		* * * BOLT - (AN23-26)	1	
	407 584	W	* * * WASHER - (AN960-10L)	4	
	404 392	W	* * * NUT - (AN320-3)	1	
	424 051	W	* * * COTTER PIN - (MS24665-132)	1	
-33	424 141		* * * PIN - (MS20392-1C-9)	1	
	407 562	W	* * * WASHER - (AN960-6)	2	
	424 041		* * * COTTER PIN - (MS24665-5)	1	
-34	79647-02		* * KNOB - Door handle	1	
-35	419 967		* * SCREW - Set (1/4-28 x 1/4" L)	1	
	486 145		* * SCREW - Set (1/4-20 x 1/4" L)	1	
-36	419 918	W	* SCREW - (8 x 1/2 L, Type "B" Truss)	1	
	407 677		* WASHER - (AN960C-516L)	1	
	407 600	W	* WASHER - (AN960C-816)	1	
-37	36598-02		* LATCH ASSEMBLY - Door, auxiliary	1	
-38	79475-34		* * PAN - Door latch	1	
-39	62833-06		* * WASHER	1	
-40	63045-00		* * SPRING - Door latch	1	
-41	36590-02		* * HANDLE - Door, auxiliary	1	
-42	63042-03		* * CAM - Door latch	1	
-43	63036-03		* * HOOK ASSEMBLY - Door latch (with 3/8 O D welded stud)	1	
	63036-04		* * HOOK ASSEMBLY - Door latch (with 1/4 O D welded stud)	1	
-44	63900-50		* * BUSHING	3	
-45	68179-00	M	* * PLATE - Door latch	1	
	68179-07	N	* * PLATE - Door latch	1	
-46	68179-02	M	* * PLATE - Door latch	1	
	68179-08	N	* * PLATE - Door latch	1	
-47	63913-76		* * BUSHING	1	
-48	407 680	W	* * WASHER - (AN960C816)	1	
-48a	36572-03		* * ROLLER - Door latch (3/8 O D)	1	
-49	62833-21		* WASHER	1	
-50	63039-00		* HANDLE - Door, auxiliary latch	1	
-51	464 412		* HANDLE - Door assist (PS10091-1)	1	
-52	419 594		* SCREW - (AN530-10R36)	2	
-53	400 862		BOLT - (AN23-10A)	2	
-54	453 856		BUMPER - (SJ5003)	2	
-55	69669-117		PLACARD - Open	1	
-56	69669-118		PLACARD - Latch	1	
-57	65727-00		DOOR HOLDER ASSEMBLY	1	
-58	62833-39		WASHER - Door holder	2	
-59	68555-05		PLACARD - Door lock	1	
-60	63020-02		BUSHING - Door holder	2	

When ordering, always specify Part Number, Description and Serial Number of Aircraft

PIPER PARTS CATALOG

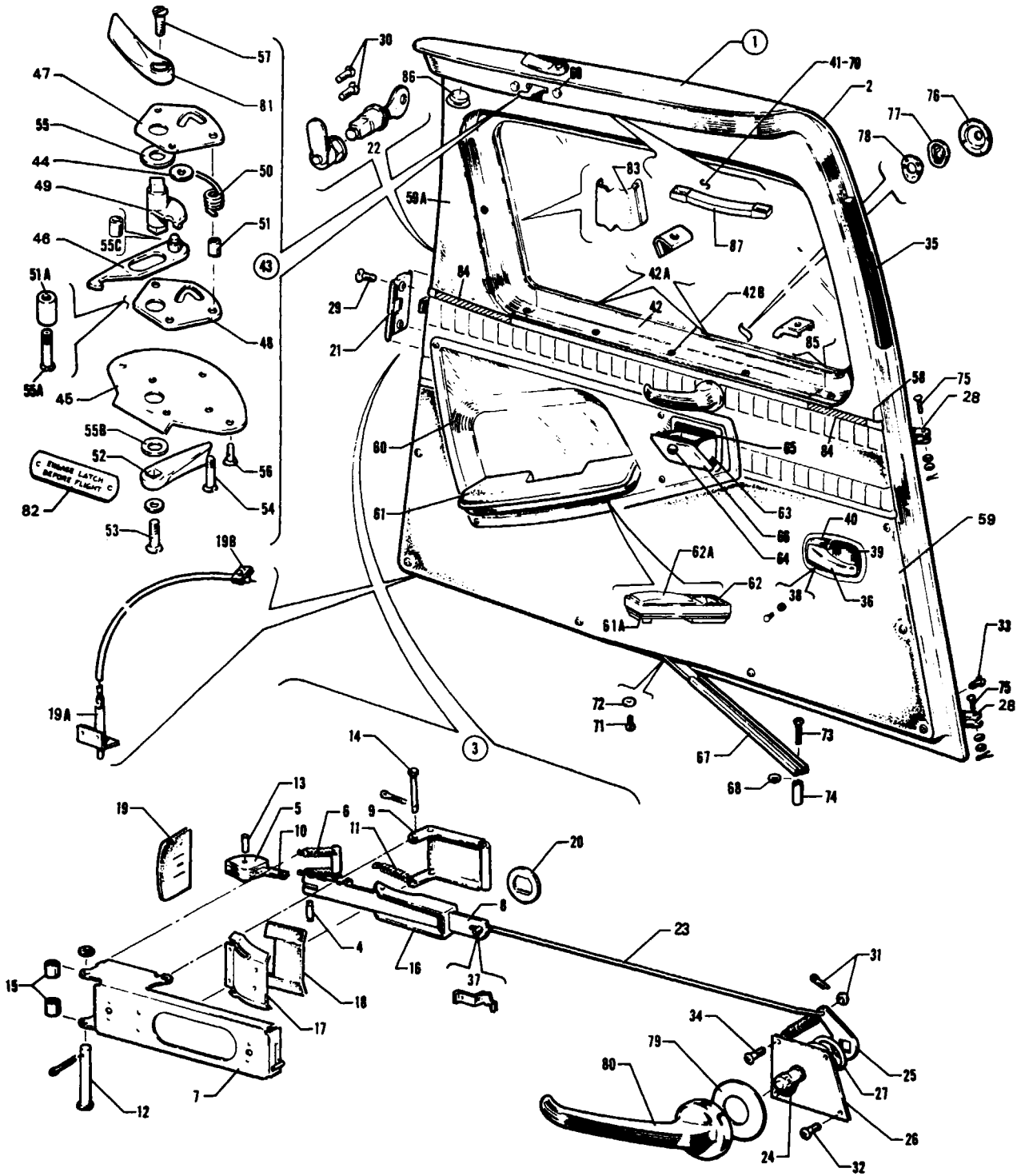


Figure 20 Aft Cabin Door

REVISED: APRIL 1980

1E19

PA-32-260
PA-32-300
PA-32R-300

PIPER PARTS CATALOG

CODE EXPLANATIONS FOR FIGURE 20

- A - Used on PA-32-260 with serial numbers 32-1 to 32-1110 incl , and PA-32-300 with serial numbers 32-4000 to 32-40565 incl
- B - Used on PA-32-260 with serial numbers 32-1111 to 32-7200028 incl , and PA-32-300 with serial numbers 32-40566 to 32-7240095 incl
- C - Used on PA-32-260 with serial numbers 32-1 to 32-7600033 incl , PA-32-300 with serial numbers 32-40000 to 32-7640142 incl , and PA-32R-300 with serial numbers 32R-7680001 to 32R-7680538 incl
- D - Used on PA-32-260 with serial numbers 32-7200029 to 32-7300076 incl , and PA-32-300 with serial numbers 32-7240096 to 32-7340201 incl
- E - Used on PA-32-260 with serial numbers 32-7800001 and up, PA-32-300 with serial numbers 32-7840001 and up, and PA-32R-300 with serial numbers 32R-7880001 and up
- F - If matching switch and door locks are desired, order Kit 470 729
- G - Used on PA-32-260 with serial numbers 32-1111 and up, PA-32-300 with serial numbers 32-40566 and up, and PA-32R-300
- H - Used on PA-32S-300 Seaplane Model only
- J - Used on PA-32-260 with serial numbers 32-7200029 and up, PA-32-300 with serial numbers 32-7240096 and up, and PA-32R-300
- K - Used on PA-32-260 with serial numbers 32-1111 to 32-7200028 incl , and PA-32-300 with serial numbers 32-40566 to 32-7240095 incl if lower door latch has been installed
- L - Used on PA-32-260 with serial numbers 32-7100001 and up, PA-32-300 with serial numbers 32-7140001 and up, and PA-32R-300
- M - Used if gray tinted window is installed
- N - Used if existing door contains removable window retainer
- O - Used on PA-32-260 with serial numbers 32-1 to 32-7200028 incl , and PA-32-300 with serial numbers 32-40000 to 32-7240095 incl
- P - Used on PA-32-260 with serial numbers 32-7300001 and up, PA-32-300 with serial numbers 32-7340001 and up, and PA-32R-300
- Q - 96993-00 Latch Assembly is a component of 69373-10, 69373-11, and 96981-05 Door Assemblies
- R - Used on PA-32-260 with serial numbers 32-7400001 and up, PA-32-300 with serial numbers 32-7440001 and up, and PA-32R-300
- S - Used on PA-32-260 with serial numbers 32-1251 to 32-1320 incl , and PA-32-300 with serial numbers 32-40851 to 32-41018 incl
- T - Used on PA-32-260 with serial numbers 32-1111 to 32-1250 incl , and PA-32-300 with serial numbers 32-40566 to 32-40850 incl
- U - Used on PA-32-260 with serial numbers 32-7100001 to 32-7100038 incl , and PA-32-300 with serial numbers 32-7140001 to 32-7140086 incl
- V - Used on PA-32-260 with serial numbers 32-7200001 to 32-7200055 incl , and PA-32-300 with serial numbers 32-7240001 to 32-7240147 incl
- W - These parts must be ordered from Service Spares Department, Piper Aircraft, Lock Haven, Penna
- X - Used on PA-32-260 with serial numbers 32-7300001 to 32-7300076 incl , and PA-32-300 with serial numbers 32-7340001 to 32-7340201 incl
- Y - Used on PA-32-260 with serial numbers 32-7400001 to 32-7400061 incl , and PA-32-300 with serial numbers 32-7440001 to 32-7440182 incl
- Z - Used on PA-32-260 with serial numbers 32-1251 to 32-7400061 incl , and PA-32-300 with serial numbers 32-40851 to 32-7440001 incl
- AA - When ordering, specify color red, blue, brown or gold
- AB - When ordering, specify clear or gray tinted window
- AC - Used on PA-32-260 with serial numbers 32-7700001 to 32-7700023 incl , PA-32-300 with serial numbers 32-7740001 to 32-7740113 incl , and PA-32R-300 with serial numbers 32R-7780001 to 32R-7780549 incl
- AD - When ordering, specify color red, blue/green, gold, black or green
- AE - Used on PA-32-260 with serial numbers 32-878 and up, PA-32-300 with serial numbers 32-40266 and up, and PA-32R-300
- AF - Used if existing door does not contain removable window retainer
- AG - Used on PA-32-260 with serial numbers 32-7400001 to 32-7600033 incl , PA-32-300 with serial numbers 32-7440001 to 32-7640142 incl , and PA-32R-300 with serial numbers 32R-7680001 to 32R-7680538 incl
- AH - Used on PA-32-260 with serial numbers 32-7700001 and up, PA-32-300 with serial numbers 32-7740001 and up, and PA-32R-300 with serial numbers 32R-7780001 and up
- AJ - Used on PA-32-260 with serial numbers 32-1111 to 32-7600033 incl , PA-32-300 with serial numbers 32-40566 to 32-7640142 incl , and PA-32R-300 with serial numbers 32R-7680001 to 32R-7680538 incl
- AK - If matching ignition switch and door locks are desired, order Kit 87329-04
- AL - Used on PA-32-260 with serial numbers 32-7800001 and up, PA-32-300 with serial numbers 32-7840001 to 32-7940149 incl , and PA-32R-300 with serial numbers 32R-7880001 and up
- AM - Used on PA-32-300 only
- AN - Used with door latch hook assembly that has a 3/8 O D welded stud
- AO - Used with door latch hook assembly that has a 1/4 O D welded stud and 3/8 O D removable roller

PIPER PARTS CATALOG

Figure and Index Number	Part Number	Code	NOMENCLATURE	No. Req	SERIAL NUMBERS AFFECTED
20-1	68164-03	A	DOOR ASSEMBLY - Cabin, aft (less trim panel, armrest and auxiliary latch assembly)	1	
	69373-02	B	DOOR ASSEMBLY - Cabin, aft (less trim panel, armrest and auxiliary latch assembly)	1	
	69373-10	D,AB	DOOR ASSEMBLY - Cabin, aft (less trim panel and armrest and with auxiliary latch assembly)	1	
	96981-07	AB,AG	DOOR ASSEMBLY - Cabin, aft (less trim panel and armrest and with auxiliary latch assembly)	1	
	96981-09	AH	DOOR ASSEMBLY - Cabin, aft (less trim panel and armrest and with auxiliary latch assembly)	1	
-2	69474-00	A	* DOOR ASSEMBLY - Cabin, aft	1	
	99037-00	B	* DOOR ASSEMBLY - Cabin, aft	1	
	96995-00	D	* DOOR ASSEMBLY - Cabin, aft	1	
	96995-06	R	* DOOR ASSEMBLY - Cabin, aft	1	
-3	68188-00		* LATCH ASSEMBLY - Door	1	
-4	14627-03	W	* * PIN - Door latch	1	
-5	69224-00		* * TONGUE ASSEMBLY - Door latch	1	
-6	14635-02	W	* * SPRING	2	
-7	79434-00		* * HOUSING ASSEMBLY - Door latch	1	
-8	66654-00		* * PLATE ASSEMBLY	1	
-9	21172-02	W	* * PLATE	1	
-10	81262-68	W	* * LINK	1	
-11	83302-43	W	* * SPRING	1	
-12	424 051	W	* * COTTER PIN - (MS24665-132)	1	
	424 163	W	* * PIN - (AN392-53)	1	
	407 562	W	* * WASHER - (AN960-6)	1	
-13	480 694	W	* * ROLL PIN - (59-028-125-05625)	1	
-14	424 162	W	* * PIN - (AN392-49)	1	
	424 051	W	* * COTTER PIN - (MS24665-132)	1	
	407 562	W	* * WASHER - (AN960-6)	1	
-15	14843-90	W	* * BUSHING	2	
-16	66641-00		* * PLATE - Door latch stop	1	
-17	21843-00	W	* * PLATE - Seal support	1	
-18	21844-00	W	* * SEAL	1	
-19	21478-00		* * SEAL	1	
-19a	96863-06	J,K	* ACTUATOR ASSEMBLY - Door latch, lower	1	
-19b	96864-00	J,K	* CLAMP - Lower door latch	2	
-20	21176-00	W	* SPACER - Door lock	1	
-21	68187-00		* PLATE - Trim, latch	1	
-22	752 301	C,F,W	* LOCK ASSEMBLY - Aft cabin door (10-377028)	1	
	87329-11	AH,AK	* LOCK ASSEMBLY - Aft cabin door	1	
-23	68181-00	A	* ROD - Door latch	1	
	99783-00	G	* ROD - Door latch	1	
-24	20743-00	A,W	* SHAFT - Door handle	1	
-25	20747-00	A,W	* LINK - Door latch	1	
-26	65567-00	A	* PLATE ASSEMBLY - Door latch	1	
-27	68183-00	A	* SPRING - Torque, door latch	1	
-28	68174-00		* HINGE - Aft cabin door	2	
	65388-58	H	* HINGE - Aft cabin door	2	32S-40000 to 32S-7240147 incl
-29	414 761	W	* SCREW - (MS24693-S48)	2	
	477 673		* NUT - (MU-832- 38- 050/ 075-L-F10)	2	
-30	415 518	W	* SCREW - (MS35206-228)	4	
-31	80122-05	A	* WASHER - Door rod	2	
	424 051	A,W	* COTTER PIN - (MS24665-132)	2	

When ordering, always specify Part Number, Description and Serial Number of Aircraft

PIPER PARTS CATALOG

Figure and Index Number	Part Number	Code	NOMENCLATURE	No. Req.	SERIAL NUMBERS AFFECTED
20-32	416 997	A,W	* SCREW - (AN526-1032R12)	1	
-33	415 181	A	* SCREW - (AN526-C832R-4)	12	
	415 533	G	* SCREW - (MS35206-243)	12	
	407 120		* LOCK WASHER - (AN936B8)	12	
-34	415 149	A,W	* SCREW - (AN526-632R8)	3	
-35	19063-02	W	* MOULDING - Cabin door (quarter-round type)	12 5'	
	78741-02		* MOULDING - Cabin door (bulb type) 12 5' long	1	
-36	464 048	G	* HANDLE - Door, left (113-837-019L)	1	
-37	587 221	G	* SPRING - Pull rod (113-837-199)	1	
-38	486 160	G	* SCREW - (N00-014-2161)	1	
	494 141	G	* WASHER - (N00-012-1131)	1	
-39	581 489	G	* PLATE - Trim, black (311-837-247)	1	
-40	459 441	G	* ESCUTCHEON - (113-837-239B)	1	
-41	99069-00	N	* WINDOW - Cabin door, aft (080 thick)	1	
	99069-03	N,R	* WINDOW - Cabin door, aft (125 thick)	1	
	99069-02	L,M,N	* WINDOW - Cabin door, aft (080 thick)	1	
	99069-04	M,N,R	* WINDOW - Cabin door, aft (125 thick)	1	
-42	99070-00	N	* RETAINER - Window	1	
-42a	78086-00	P	* RETAINER - Door panel	2	
-42b	419 681	N,O	* SCREW - (PS10012-4)	16	
	494 001	N,O,W	* WASHER - (PS10016-4)	16	
	419 933	J	* SCREW - (4 x 1/2 Type A)	16	
-43	68175-00	A	* LATCH ASSEMBLY - Aft cabin door, auxiliary	1	
	68175-02	B	* LATCH ASSEMBLY - Aft cabin door, auxiliary	1	
	96993-02	J,Q	* LATCH ASSEMBLY - Aft cabin door, auxiliary	1	
-44	62833-06	O	* * WASHER	1	
	407 585	J,W	* * WASHER - (AN960-416L)	1	
-45	68186-00	O	* * PAN - Door latch	1	
	68186-02	J	* * PAN - Door latch	1	
-46	68176-00	O	* * HOOK ASSEMBLY - Door latch	1	
	68176-02	J	* * HOOK ASSEMBLY - Door latch (with 3/8 O D welded stud)	1	
	68176-03	J	* * HOOK ASSEMBLY - Door latch (with 1/4 O D welded stud)	1	
-47	68179-00	O	* * PLATE - Door latch	1	
	68179-04	J,AN	* * PLATE - Door latch	1	
	68179-06	J,AO	* * PLATE - Door latch	1	
-48	68179-03	AN	* * PLATE - Door latch	1	
	68179-05	AO	* * PLATE - Door latch	1	
-49	68178-00	O	* * CAM - Door latch	1	
	68178-03	J	* * CAM - Door latch	1	
-50	63045-00		* * SPRING - Door latch	1	
-51	63900-50		* * BUSHING	2	
-51a	63900-50	O	* * BUSHING	1	
	96996-00	J	* * BUSHING	1	
-52	63039-02	A	* * HANDLE - Door, auxiliary (sandstone)	1	
	36590-02	G	* * HANDLE - Door, auxiliary (white)	1	
-53	419 918	W	* * SCREW - (8 x 1/2 L, Type "B" Truss)	1	
	407 586	W	* * WASHER - (AN960-516L) Door handle	1	
-54	414 769	W	* * SCREW - (MS24693-S53)	2	
	404 833	W	* * NUT - (MS20364-832C)	2	
-55	407 569	W	* * WASHER - (AN960-816)	1	
-55a	414 769	O,W	* * SCREW - (MS24693-S53)	1	
	414 777	J,W	* * SCREW - (MS24693-S47)	2	
	404 833	O,W	* * NUT - (MS20364-832C)	1	
-55b	62833-107	J	* * WASHER	1	
-55c	36572-03	J	* * ROLLER - Door latch (3/8 O D)	1	
-56	414 761	W	* SCREW - (MS24693-S48)	3	

When ordering, always specify Part Number, Description and Serial Number of Aircraft

PIPER PARTS CATALOG

Figure and Index Number	Part Number	Code	NOMENCLATURE	No Req	SERIAL NUMBERS AFFECTED
20-57	419 918	W	* SCREW - (8 x 1/2 L. Type "B" Truss)	1	
	407 586	W	* WASHER - (AN960-516L)	1	
-58	68394-00	O	* MOULDING - Door panel	1	
-59	68458-02	A	PANEL ASSEMBLY - Door trim, red	1	
	69414-02	T	PANEL ASSEMBLY - Door trim, red	1	
	69414-07	S	PANEL ASSEMBLY - Door trim, red	1	
	99239-02	U	PANEL ASSEMBLY - Door trim, red	1	
	99239-08	V	PANEL ASSEMBLY - Door trim, red	1	
	580 426	X	PANEL ASSEMBLY - Door trim, red	1	
	579 795	AG	PANEL ASSEMBLY - Door trim, red	1	
	68458-03	A	PANEL ASSEMBLY - Door trim, brown	1	
	69414-03	T	PANEL ASSEMBLY - Door trim, brown	1	
	69414-11	S	PANEL ASSEMBLY - Door trim, green	1	
	99239-07	U	PANEL ASSEMBLY - Door trim, green	1	
	99239-13	V	PANEL ASSEMBLY - Door trim, green	1	
	580 431	X	PANEL ASSEMBLY - Door trim, green	1	
	579 790	AG	PANEL ASSEMBLY - Door trim, green	1	
	68458-04	A	PANEL ASSEMBLY - Door trim, blue	1	
	69414-04	T	PANEL ASSEMBLY - Door trim, blue	1	
	69414-08	S	PANEL ASSEMBLY - Door trim, blue	1	
	99239-03	U	PANEL ASSEMBLY - Door trim, blue	1	
	99239-09	V	PANEL ASSEMBLY - Door trim, blue/green	1	
	580 427	X	PANEL ASSEMBLY - Door trim, blue/green	1	
	579 794	AG	PANEL ASSEMBLY - Door trim, blue/green	1	
	68458-05	A	PANEL ASSEMBLY - Door trim, beige	1	
	69414-05	T	PANEL ASSEMBLY - Door trim, beige	1	
	69414-09	S	PANEL ASSEMBLY - Door trim, beige	1	
	99239-04	U	PANEL ASSEMBLY - Door trim, beige	1	
	99239-10	V	PANEL ASSEMBLY - Door trim, gold	1	
	580 428	X	PANEL ASSEMBLY - Door trim, gold	1	
	579 793	AG	PANEL ASSEMBLY - Door trim, gold	1	
	69414-06	T	PANEL ASSEMBLY - Door trim, black	1	
	69414-10	S	PANEL ASSEMBLY - Door trim, black	1	
	99239-05	U	PANEL ASSEMBLY - Door trim, black	1	
	99239-11	V	PANEL ASSEMBLY - Door trim, black	1	
	580 429	X	PANEL ASSEMBLY - Door trim, black	1	
	579 792	AG	PANEL ASSEMBLY - Door trim, black	1	
	69414-12	S	PANEL ASSEMBLY - Door trim, white	1	
	99239-06	U	PANEL ASSEMBLY - Door trim, white	1	
	99239-12	V	PANEL ASSEMBLY - Door trim, white	1	
	580 430	V	PANEL ASSEMBLY - Door trim, white	1	
	579 791	Y	PANEL ASSEMBLY - Door trim, white	1	
	580 703	AC	PANEL ASSEMBLY - Door trim	1	
	579 404	E	PANEL ASSEMBLY - Door trim, white/camel/black	1	
	579 535	E	PANEL ASSEMBLY - Door trim, olivetone	1	
	579 536	AL	PANEL ASSEMBLY - Door trim, midnight blue	1	
	579 310	AM	PANEL ASSEMBLY - Door trim, dark blue	1	32-7940150 and up
	579 537	E	PANEL ASSEMBLY - Door trim, raspberry/black	1	
	579 538	E	PANEL ASSEMBLY - Door trim, tan/seal	1	
-59a	78085-03	X	COVER - Window trim	1	
	78085-07	AG	COVER - Window trim	1	
	78085-13	AH	COVER - Window trim	1	
-60	68484-00	A	PAN - Armrest	1	
-61	68492-05	A	PAD - Grip armrest, red	1	
	68492-09	A	PAD - Grip armrest, brown	1	
	68492-13	A	PAD - Grip armrest, blue	1	
	68492-14	A	PAD - Grip armrest, beige	1	
-61a	66710-16		HOUSING ASSEMBLY - Armrest	1	
-62	763 003	G	* BOX ASSEMBLY - Ash tray (S-25-AR-C)	1	

When ordering, always specify Part Number, Description and Serial Number of Aircraft

PIPER PARTS CATALOG

Figure and Index Number	Part Number	Code	NOMENCLATURE	No Req.	SERIAL NUMBERS AFFECTED
20-62a	66710-44	AD,AJ	PAD - Armrest	1	
	66710-21	T	PAD - Armrest, brown	1	
	66710-26	Z	PAD - Armrest, white	1	
	580 731	AH	PAD - Armrest, camel	1	
	579 507	E	PAD - Armrest, olivetone	1	
	579 508	AL	PAD - Armrest, midnight blue	1	
	579 474	AM	PAD - Armrest, dark blue	1	32-7940150 and up
	579 509	E	PAD - Armrest, black	1	
	579 510	E	PAD - Armrest, tan	1	
-63	453 141	A,W	BOX - Ash (947478)	1	
-64	65286-05	A	KNOB - Ash box, red	1	
	65286-06	A	KNOB - Ash box, blue	1	
	65286-07	A	KNOB - Ash box, brown	1	
	65286-08	A	KNOB - Ash box, tan	1	
-65	484 385	A	RETAINER - Ash box	1	
-66	65304-00	A,AA	PANEL - Ash box	1	
-67	65727-00		HOLDER ASSEMBLY - Door	1	
-68	63020-02		BUSHING - Door holder	1	
-69	453 856	AE	BUMPER - Door (SJ-5003)	2	
-70	757 023	AF	KIT - Aft door window replacement (includes window)	1	
-71	400 669		BOLT - Clevis (AN23-9A)	1	
-72	63020-02		BUSHING - Door holder	1	
-73	400 870		BOLT - Clevis (AN23-18A)	1	
-74	63900-25		BUSHING - Door holder	1	
	63900-70	H	BUSHING - Door holder	1	32S-40000 to 32S-7240147 incl
-75	424 204		PIN - (MS20392-3C13)	2	
	407 585	W	WASHER - (AN960-416L)	4	
	424 051	W	COTTER PIN - (MS24665-132)	2	
-76	69209-00	H	RETAINER - Door holding socket	1	32S-40000 to 32S-7240147 incl
-77	487 147	H	SOCKET - Door holding (XX16206)	1	32S-40000 to 32S-7240147 incl
-78	581 177	H	PLATE - Clinch (BS-16506)	1	32S-40000 to 32S-7240147 incl
-79	62833-20	A	WASHER - Handle	1	
-80	464 031	A	HANDLE - (1H1287)	1	
-81	63039-00		HANDLE - Door, auxiliary	1	
-82	68555-05	P	PLACARD - Door latch	1	
-83	99997-00	P	EXTRUSION - Vinyl	5	
-84	78057-00	X	RETAINER - Window frame, extrusion	1	
-85	99999-00	X	CAP - Extrusion trim	2	
-86	453 674	P	PLUG - Button (SS-50834)	1	
-87	464 412		HANDLE - Door assist (PS10091-1)	1	

When ordering, always specify Part Number, Description and Serial Number of Aircraft

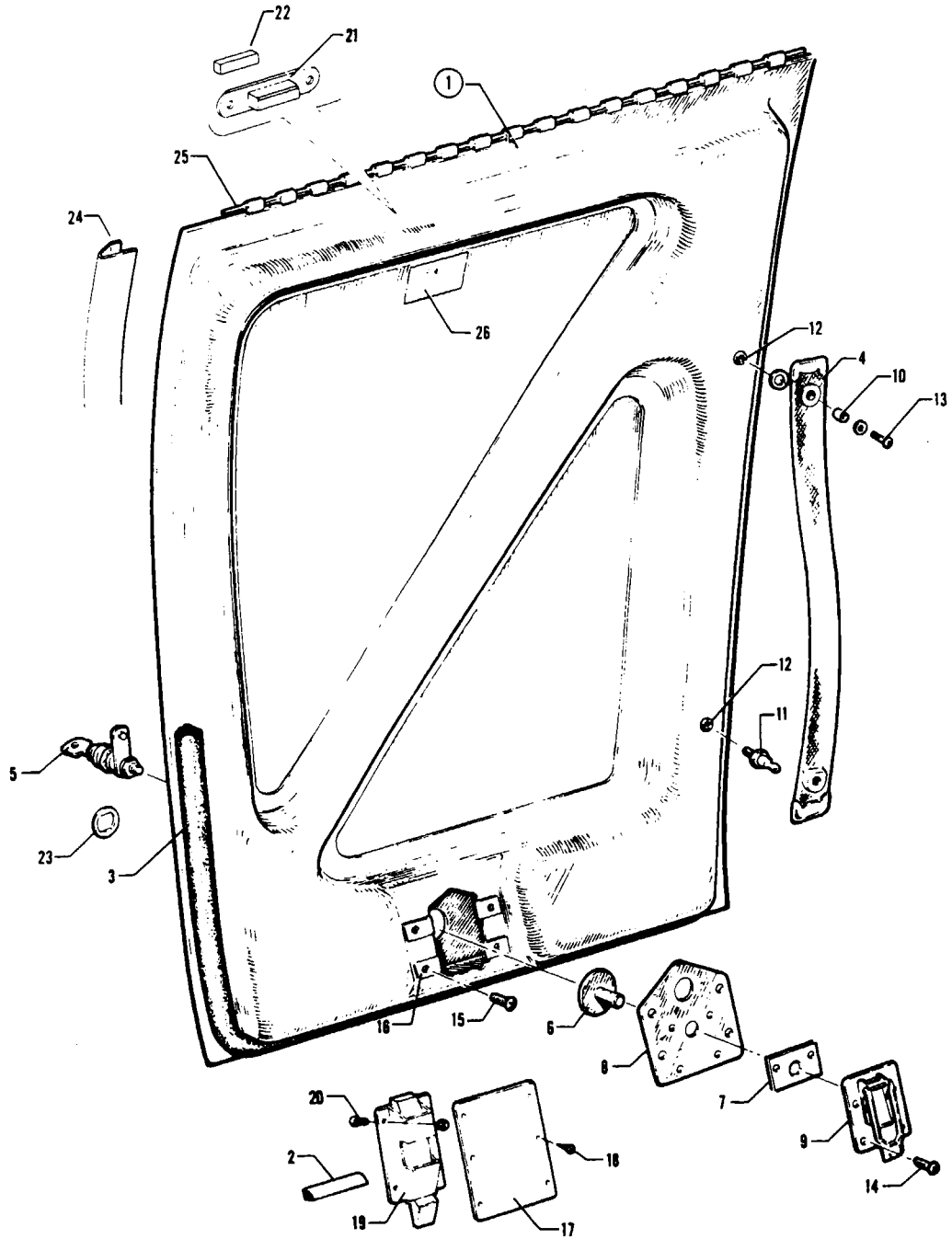


Figure 21 Forward Baggage Door

REVISED: APRIL 1980

PIPER PARTS CATALOG

CODE EXPLANATIONS FOR FIGURE 21

- A - Used on PA-32S-300 Seaplane Model only
- B - Used on PA-32-260 with serial numbers 32-1 to 32-1110 inclusive, and PA-32-300 with serial numbers 32-40000 to 32-40565 inclusive
- C - Used on PA-32-260 with serial numbers 32-1111 and up, PA-32-300 with serial numbers 32-40566 and up, and PA-32R-300
- D - Used on PA-32-260 with serial numbers 32-51 to 32-1110 inclusive, and PA-32-300 with serial numbers 32-40000 to 32-40565 inclusive
- E - Not available Order Door Assembly, P/N 69853-06 and Striker Plate, P/N 66794-00 to make replacement
- F - If door incorporates Trigger-Action Latch H38- 120- 750, identifiable by the rectangular push button, order part for serial numbers 32-1111 and up on PA-32-260, or 32-40566 and up on PA-32-300
- G - If existing door lock does not incorporate a notched cam, Striker Plate 99463-00 must also be ordered
- H - Used on PA-32-260 with serial numbers 32-1111 to 32-7600001 inclusive, and PA-32-300 with serial numbers 32-40566 to 32-7640021 inclusive
- J - Used on PA-32-260 with serial numbers 32-7600002 and up, PA-32-300 with serial numbers 32-7640022 and up, and PA-32R-300
- K - Used on PA-32R-300 only
- L - Used on PA-32-260 with serial numbers 32-1111 and up, and PA-32-300 with serial numbers 32-40566 and up
- M - Used on PA-32-260 with serial numbers 32-1 to 32-7500053 inclusive, and PA-32-300 with serial numbers 32-40000 to 32-7540198 inclusive
- N - If matching switch and door locks are desired, order Kit 87323-04 for PA-32-260 with serial numbers 32-7600002 and up, PA-32-300 with serial numbers 32-7640030 and up, and PA-32R-300 with serial numbers 32R-7680014 and up
- O - Used on PA-32-260 with serial numbers 32-7800001 and up, PA-32-300 with serial numbers 32-7840001 and up, and PA-32R-300 with serial numbers 32R-7880001 and up
- P - Used on PA-32-260 with serial numbers 32-1 to 32-7700023 inclusive, PA-32-300 with serial numbers 32-40000 to 32-7740113 inclusive, and PA-32R-300 with serial numbers 32R-7680001 to 32R-7780549 inclusive
- Q - Not available Order Door Assembly, P/N 69853-06 to make replacement
- R - Used on PA-32-300 only
- W - These parts must be ordered from Service Spares Department, Piper Aircraft, Lock Haven, Penna

PIPER PARTS CATALOG

Figure and Index Number	Part Number	Code	NOMENCLATURE	No Req.	SERIAL NUMBERS AFFECTED
21-1	68130-00	B,E	DOOR ASSEMBLY - Forward baggage (complete)	1	
	69494-00	H,Q	DOOR ASSEMBLY - Forward baggage (complete)	1	
	69853-06	J	DOOR ASSEMBLY - Forward baggage (complete) bonded	1	
-2	66793-09	C	* SEAL - Baggage door	1	
-3	19063-02	W	* MOULDING - Baggage door (quarter-round type)	8'	
	189 139		* MOULDING - Baggage door (bulb type)	8'	
-4	65440-801		* STRAP ASSEMBLY - Baggage door, white (11" L)	1	
	65440-07		* STRAP ASSEMBLY - Baggage door, white (11 75" L)	1	
-5	62937-08	B,F,G	* LOCK ASSEMBLY - Baggage door	1	
	87329-09	C,N	* LOCK ASSEMBLY - Baggage door	1	
-6	68135-00	F	* BUTTON - Latch	1	32-1 to 32-50 inclusive
-7	68134-00	F	* PLATE ASSEMBLY - Button guide	1	32-1 to 32-50 inclusive
-8	68136-00	F	* PLATE - Mounting	1	32-1 to 32-50 inclusive
	68139-00	D	* PLATE - Mounting	1	
-9	472 021	F	* LATCH ASSEMBLY - Self-closing H-4000-C (used with circular push button)	1	32-1 to 32-50 inclusive
-10	63900-31	B,K	* BUSHING - Strap	1	
	63900-73	A	* BUSHING - Strap	1	32S-40000 to 32S-7240147 incl
-11	487 674		* STUD - (XX-16362 x 3/8)	1	
-12	406 863	W	* RIVNUT - (A8-K-75)	2	
-13	415 452	L,W	* SCREW - (AN526-832R12)	1	
	415 537	K,W	* SCREW - (MS35206-247)	1	
	407 564	W	* WASHER - (AN960-10)	1	
	407 563	L,W	* WASHER - (AN960-8)	1	
-14	415 683		* SCREW - (AN515-4R6)	4	
	407 561	W	* WASHER - (AN960-4)	4	
	404 908	W	* NUT - (MS20365-440C)	4	
-15	415 449	W	* SCREW - (AN526-832R8)	4	
-16	477 672	B	* NUT - (MU-832- 38- 025/ 050-L-F10)	4	
-17	69495-00	C	* COVER - Baggage door, lock	1	
-18	415 448	L,W	* SCREW - (AN526-832R6)	6	
	411 582	K,W	* SCREW - (MS35207-261)	6	
	477 672	C,W	* NUT - (MU-832- 38- 025/ 050-L-F10)	6	
-19	472 077	C	* LATCH - Trigger action H38- 064- 750 (incorporates rectangular push button)	1	
-20	414 763	C,W	* SCREW - (MS24693-S50)	4	
	404 910	C,W	* NUT - (MS20365-832C)	4	
-21	37996-02	O	* COVER - Magnet	1	
-22	474 107	O	* MAGNET - (H34-607) Baggage light	1	
-23	21176-00	W	SPACER - Door lock	1	
-24	35510-03	M	TIP - Baggage door	1	
-25	63744-08		PIN - Hinge, door	1	
-26	68803-00	P	PLACARD - Light switch	1	
	35669-18	O	PLACARD - Baggage light	1	

When ordering, always specify Part Number, Description and Serial Number of Aircraft

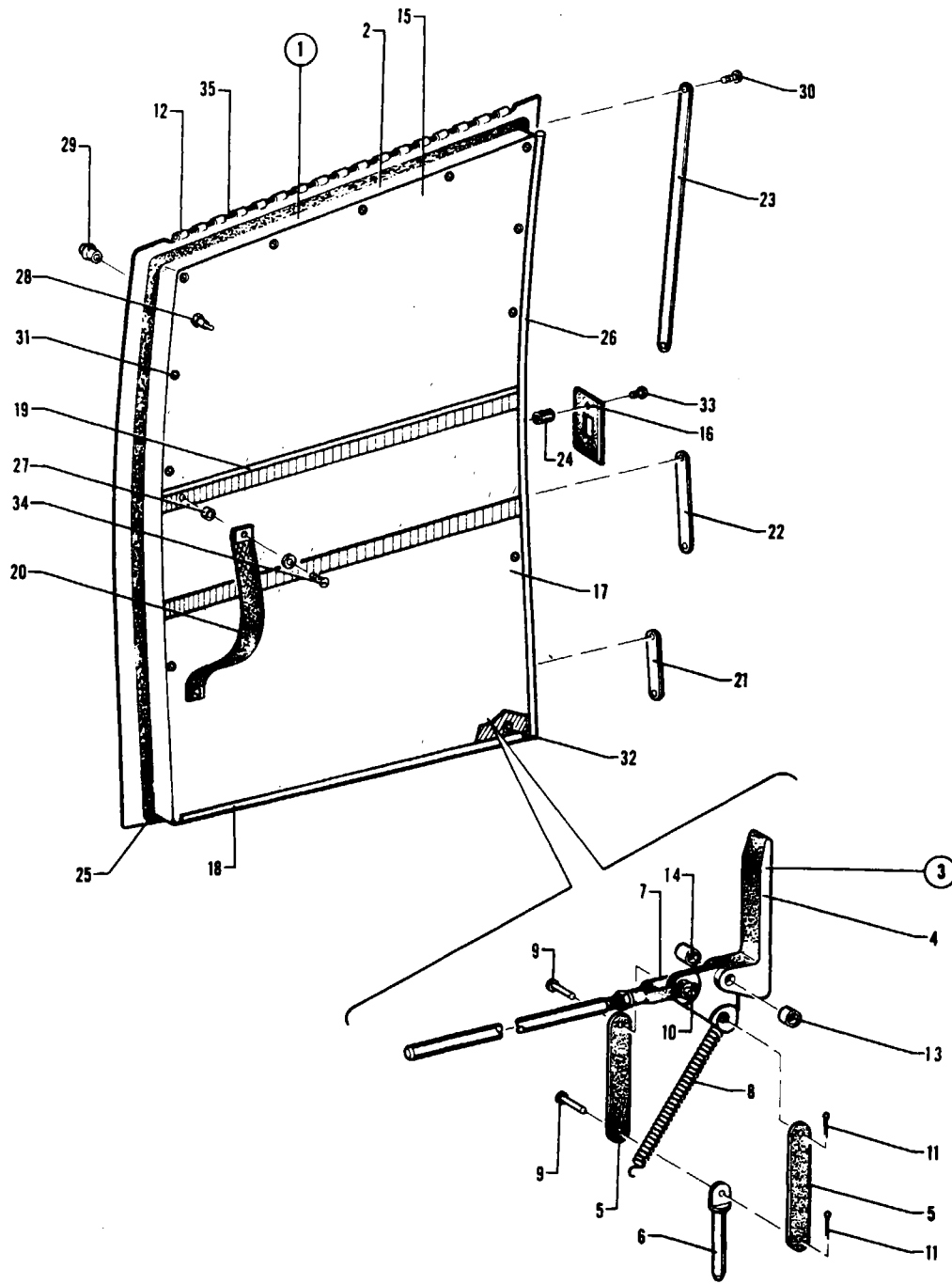


Figure 22. Aft Cargo Door
 (PA-32-260 - Serial Nos. 32-1 to 32-7300076 inclusive)
 (PA-32-300 - Serial Nos. 32-40000 to 32-7340201 inclusive)

PIPER PARTS CATALOG

CODE EXPLANATIONS FOR FIGURE 22

- A - Used on PA-32-260 with serial numbers 32-1 to 32-7300076 incl., and PA-32-300 with serial numbers 32-40000 to 32-7340201 incl.
- B - Used on PA-32-260 with serial numbers 32-1111 to 32-7300076 incl., and PA-32-300 with serial numbers 32-40566 to 32-7340201 incl.
- C - Used on PA-32-260 with serial numbers 32-1251 to 32-1320 incl., and PA-32-300 with serial numbers 32-40851 to 32-41018 incl.
- D - Used on PA-32-260 with serial numbers 32-1111 to 32-1250 incl., and PA-32-300 with serial numbers 32-40566 to 32-40850 incl.
- E - When ordering, specify color red, brown, blue or beige.
- F - When ordering, specify color red, brown, blue, beige or black.
- G - When ordering, specify color red, blue, beige, black, green or white.
- H - Used on PA-32-260 with serial numbers 32-7100001 to 32-7100038 incl., and PA-32-300 with serial numbers 32-7140001 to 32-7140088 incl.
- J - When ordering, specify color red, blue/green, gold, green, black or white.
- K - Used on PA-32-260 with serial numbers 32-7200001 to 32-7200055 incl., and PA-32-300 with serial numbers 32-7240001 to 32-7240147 incl.
- L - Used on PA-32-260 with serial numbers 32-7300001 to 32-7300076 incl., and PA-32-300 with serial numbers 32-7340001 to 32-7340201 incl.
- M - Used on PA-32-260 with serial numbers 32-1 to 32-1110 incl., and PA-32-300 with serial numbers 32-40000 to 32-40565 incl.
- W - These parts must be ordered from Service Spares Department, Piper Aircraft, Lock Haven, Penna.

PIPER PARTS CATALOG

Figure and Index Number	Part Number	Code	NOMENCLATURE	No. Req.	SERIAL NUMBERS AFFECTED
22-1	68999-04	E,M	DOOR ASSEMBLY - Cargo	1	
	68999-07	D,F	DOOR ASSEMBLY - Cargo	1	
	68999-09	C,G	DOOR ASSEMBLY - Cargo	1	
	68999-11	G,H	DOOR ASSEMBLY - Cargo	1	
	68999-12	J,K	DOOR ASSEMBLY - Cargo	1	
	68999-13	J,L	DOOR ASSEMBLY - Cargo	1	
-2	68953-00		DOOR ASSEMBLY - Cargo	1	
-3	68976-00		LATCH ASSEMBLY - Cargo door	1	
-4	69112-00		HANDLE - Cargo door latch	1	
-5	68980-00		LINK - Cargo door latch	2	
-6	68978-00		PIN - Cargo door latch	1	
-7	68981-00		PIN ASSEMBLY - Cargo door latch	1	
-8	68963-00		SPRING - Cargo door latch	1	
-9	424 172		PIN - (MS20392-2C9)	2	
-10	424 192	W	PIN - (MS20392-2C15)	1	
-11	424 095	W	PIN - Cotter (MS24665-151)	2	
-12	68964-00		HINGE HALF - Cargo door	1	
-13	63900-81		BUSHING - Cargo door	1	
-14	63900-82		BUSHING - Cargo door	1	
-15	68998-00	M	PANEL ASSEMBLY - Upper cargo door, antique white	1	
	68998-03	B	PANEL ASSEMBLY - Upper cargo door, chalk white	1	
-16	63293-02		PLATE - Door latch striker	1	
-17	69057-02	G	PANEL - Cargo door lower, red	1	
	69420-02	D	PANEL - Cargo door lower, red	1	
	69564-02	C	PANEL - Cargo door lower, red	1	
	99234-02	H	PANEL - Cargo door lower, red	1	
	99234-08	K	PANEL - Cargo door lower, red	2	
	580 432	L	PANEL - Cargo door lower, red	1	
	69057-03	M	PANEL - Cargo door lower, brown	1	
	69420-03	D	PANEL - Cargo door lower, brown	1	
	69564-06	C	PANEL - Cargo door lower, green	1	
	99234-07	H	PANEL - Cargo door lower, green	1	
	99234-13	K	PANEL - Cargo door lower, green	1	
	580 437	L	PANEL - Cargo door lower, green	1	
	69057-04	M	PANEL - Cargo door lower, blue	1	
	69420-04	D	PANEL - Cargo door lower, blue	1	
	69564-03	C	PANEL - Cargo door lower, blue	1	
	99234-00	H	PANEL - Cargo door lower, blue	1	
	99234-09	K	PANEL - Cargo door lower, blue/green	1	
	580 433	L	PANEL - Cargo door lower, blue/green	1	
	69057-05	M	PANEL - Cargo door lower, beige	1	
	69420-05	D	PANEL - Cargo door lower, beige	1	
	69564-04	C	PANEL - Cargo door lower, beige	1	
	99234-04	H	PANEL - Cargo door lower, beige	1	
	99234-10	K	PANEL - Cargo door lower, gold	1	
	550 434	L	PANEL - Cargo door lower, gold	1	
	69420-06	D	PANEL - Cargo door lower, black	1	
	69564-05	C	PANEL - Cargo door lower, black	1	
	99234-05	H	PANEL - Cargo door lower, black	1	
	99234-11	K	PANEL - Cargo door lower, black	1	
	580 435	L	PANEL - Cargo door lower, black	1	
	69564-07	C	PANEL - Cargo door lower, White	1	
	99234-06	H	PANEL - Cargo door lower, white	1	
	99234-12	K	PANEL - Cargo door lower, white	1	
	580 436	L	PANEL - Cargo door lower, white	1	

When ordering, always specify Part Number, Description and Serial Number of Aircraft

PIPER PARTS CATALOG

Figure and Index Number	Part Number	Code	NOMENCLATURE	No. Req.	SERIAL NUMBERS AFFECTED
22-18	68547-04		* RETAINER - Cargo door, lower	1	
-19	68547-05		* RETAINER - Cargo door, middle	1	
-20	65440-07		* STRAP ASSEMBLY - Cargo door, white	1	
-21	63142-28		* TRIM STRIP - Cargo door, lower	1	
-22	63142-29		* TRIM STRIP - Cargo door, middle	1	
-23	63142-30		* TRIM STRIP - Cargo door, upper	1	
-24	63257-00		* BUSHING - Striker plate	2	
-25	19063-02	W	* MOULDING - Cargo door (quarter-round type)	6'	
	189 139		* MOULDING - Cargo door (bulb type)	6'	
-26	68999-05	M	* WINDLACING - Cargo door	1	
	68999-08	B	* WINDLACING - Cargo door	1	
-27	63900-79		* BUSHING - Cargo door	1	
-28	487 674		* STUD - (XX-16362 x 3/8)	1	
-29	406 863	W	* RIVNUT - (A8K-75)	1	
-30	419 681		* SCREW - (4 x 1/2 L) Type "A"	8	
-31	419 681		* SCREW - (4 x 1/2 L) Type "A"	12	
	494 001	W	* WASHER - (#4 Finish) Nickel finish	12	
-32	419 933		* SCREW - (4 x 1/2 L) Type "A"	8	
-33	415 454	W	* SCREW - (AN526-832R16)	2	
-34	415 454	W	* SCREW - (AN526-832R16)	1	
	407 564	W	* WASHER - (AN960-10)	1	
-35	63744-10		PIN - Hinge, cargo door	1	

When ordering, always specify Part Number, Description and Serial Number of Aircraft

PIPER PARTS CATALOG

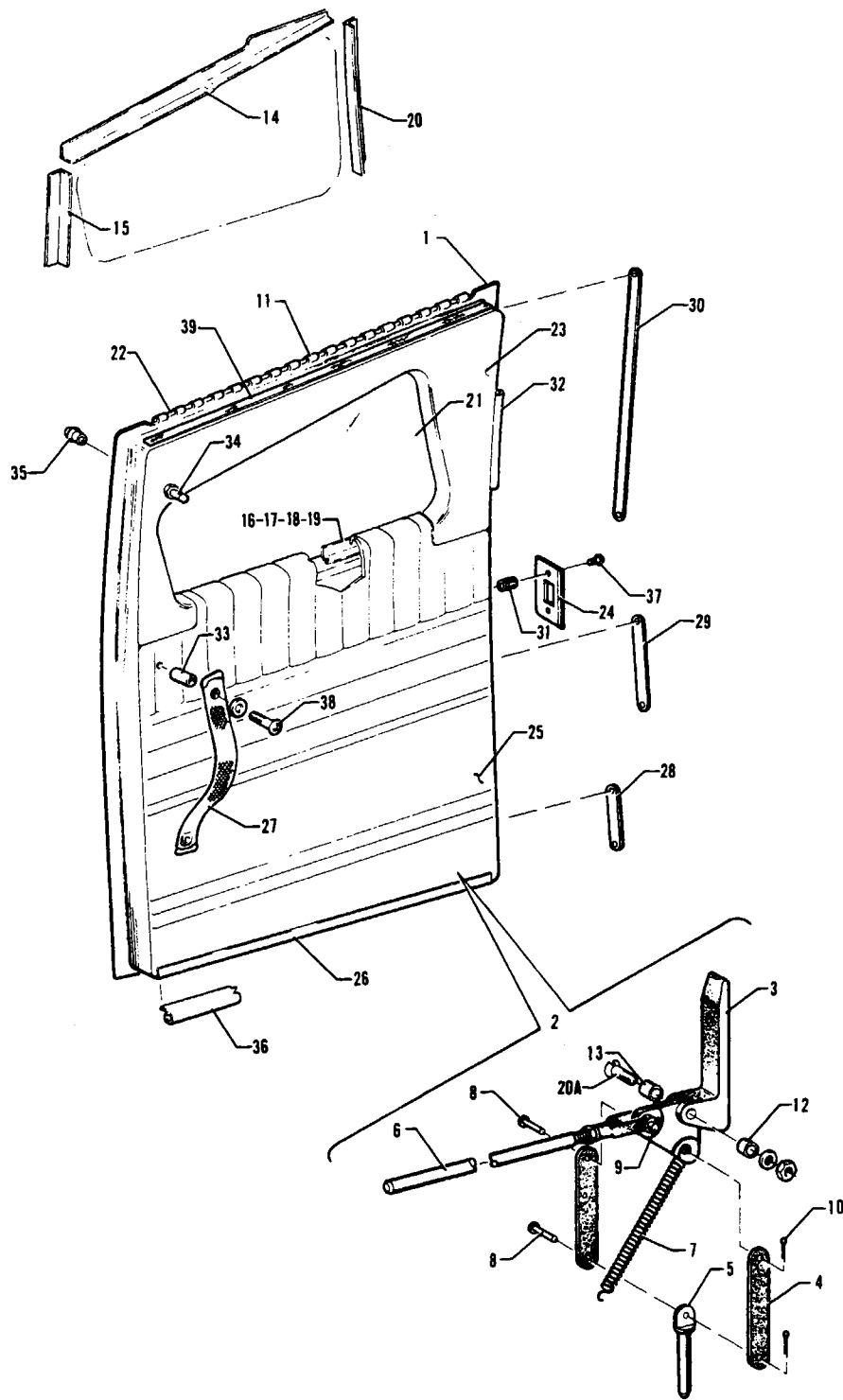


Figure 23 Aft Cargo Door
(PA-32-260 - Serial Nos 32-7400001 and up)
(PA-32-300 - Serial Nos 32-7440001 and up)
(PA-32R-300 - Serial Nos 32R-7680001 and up)

REVISED: APRIL 1980

PIPER PARTS CATALOG

CODE EXPLANATIONS FOR FIGURE 23

- A - Used on PA-32-260 with serial numbers 32-7400001 and up, PA-32-300 with serial numbers 32-7440001 and up, and PA-32R-300
- B - Used on PA-32-260 with serial numbers 32-7400001 to 32-7600033 inclusive, PA-32-300 with serial numbers 32-7440001 to 32-7640142 inclusive, and PA-32R-300 with serial numbers 32R-7680001 to 32R-7680538 inclusive
- C - Used on PA-32-260 with serial numbers 32-7400001 to 32-7400061 inclusive, and PA-32-300 with serial numbers 32-7440001 to 32-7440182 inclusive
- D - Used on PA-32-260 with serial numbers 32-7400049 and up, PA-32-300 with serial numbers 32-7440150 and up, and PA-32R-300
- E - Used on PA-32-260 with serial numbers 32-7700001 to 32-7700023 inclusive, PA-32-300 with serial numbers 32-7740001 to 32-7740113 inclusive, and PA-32R-300 with serial numbers 32R-7780001 to 32R-7780549 inclusive
- F - Used on PA-32-260 with serial numbers 32-7800001 and up, PA-32-300 with serial numbers 32-7840001 and up, and PA-32R-300 with serial numbers 32R-7880001 and up
- G - Used on PA-32-260 with serial numbers 32-7800001 and up, PA-32-300 with serial numbers 32-7840001 to 32-7940149 incl, and PA-32R-300 with serial numbers 32R-7880001 and up
- H - Used on PA-32-300 only
- J - Used on PA-32-260 with serial numbers 32-7700001 and up, PA-32-300 with serial numbers 32-7740001 and up, and PA-32R-300 with serial numbers 32R-7780001 and up
- W - These parts must be ordered from Service Spares Department, Piper Aircraft, Lock Haven, Penna

PIPER PARTS CATALOG

Figure and Index Number	Part Number	Code	NOMENCLATURE	No Req	SERIAL NUMBERS AFFECTED
23-1	69858-02		DOOR ASSEMBLY - Cargo	1	
-2	68976-00		* LATCH ASSEMBLY - Cargo door	1	
-3	69112-00		** HANDLE - Cargo door latch	1	
-4	68980-00		** LINK - Cargo door latch	2	
-5	68978-00		** PIN - Cargo door latch	1	
-6	68981-00		** PIN ASSEMBLY - Cargo door latch	1	
-7	68963-00		** SPRING - Cargo door	1	
-8	424 172		** PIN - (MS20392-2C9)	2	
-9	424 192	W	** PIN - (MS20392-2C15)	1	
-10	424 095	W	** COTTER PIN - (MS24665-151)	2	
-11	68964-00		* HINGE HALF - Cargo door	1	
-12	63900-81		* BUSHING - Cargo door	1	
-13	63900-82		* BUSHING - Cargo door	1	
-14	69722-00		* ANGLE - Top, cargo door	1	
-15	69723-00		* ANGLE - Rear, cargo door	1	
-16	69724-00		* RETAINER - Front, cargo door window	1	
-17	69714-01		* RETAINER - Bottom, cargo door window	1	
-18	69725-00		* RETAINER - Top, cargo door window	1	
-19	69726-00		* RETAINER - Rear, cargo door window	1	
-20	69721-00		* ANGLE - Front, cargo door	1	
-20a	411 540	W	* SCREW - (MS35207-271)	1	
	407 564	W	* WASHER - (AN960-10)	1	
	404 887	W	* NUT - (MS20365-1032C)	1	
-21	69706-00		WINDOW - Cargo door, clear (080 thick)	1	
	69706-02		WINDOW - Cargo door, tinted (080 thick)	1	
	69706-03		WINDOW - Cargo door, clear (125 thick)	1	
	69706-04		WINDOW - Cargo door, tinted (125 thick)	1	
-22	63744-10		PIN - Hinge, cargo door	1	
-23	69859-03	B	COVER - Upper cargo door	1	
	69859-07	J	COVER - Upper cargo door	1	
-24	63293-02		PLATE - Door latch striker	1	
-25	579 919	B	PANEL ASSEMBLY - Cargo door, red	1	
	579 918	B	PANEL ASSEMBLY - Cargo door, blue/green	1	
	579 917	B	PANEL ASSEMBLY - Cargo door, gold	1	
	579 916	B	PANEL ASSEMBLY - Cargo door, black	1	
	579 915	C	PANEL ASSEMBLY - Cargo door, white	1	
	579 914	B	PANEL ASSEMBLY - Cargo door, green	1	
	580 699	E	PANEL ASSEMBLY - Cargo door	1	
	579 400	F	PANEL ASSEMBLY - Cargo door, white/camel/black	1	
	579 519	F	PANEL ASSEMBLY - Cargo door, olivetone	1	
	579 520	G	PANEL ASSEMBLY - Cargo door, midnight blue	1	
	579 306	H	PANEL ASSEMBLY - Cargo door, dark blue	1	32-7940150 and up
	579 521	F	PANEL ASSEMBLY - Cargo door, raspberry/black	1	
	579 522	F	PANEL ASSEMBLY - Cargo door, tan/seal	1	
-26	68547-04		RETAINER - Cargo door, lower	1	
-27	65440-07		STRAP ASSEMBLY - Cargo door, white	1	
-28	63142-28		TRIM STRIP - Cargo door, lower	1	
-29	63142-29		TRIM STRIP - Cargo door, middle	1	
-30	63142-30		TRIM STRIP - Cargo door, upper	1	
-31	63257-00		BUSHING - Striker plate	2	
-32	68999-08		WINDLACING - Cargo door	1	
-33	63900-79		BUSHING - Cargo door (55 L)	1	
	63900-136		BUSHING - Cargo door (40 L)	1	
-34	487 674		STUD - (XX-16362 x 3/8)	1	
-35	406 863	W	RIVNUT - (A8K-75)	1	

When ordering, always specify Part Number, Description and Serial Number of Aircraft

PIPER PARTS CATALOG

Figure and Index Number	Part Number	Code	NOMENCLATURE	No Req.	SERIAL NUMBERS AFFECTED
23-36	189 139		MOULDING - Cargo door (bulb type)	2'	
	19063-02	W	MOULDING - Cargo door (quarter-round type)	2'	
-37	415 454	W	SCREW - (AN526-832R16)	2	
-38	415 454	W	SCREW - (AN526-832R16)	1	
	407 564	W	WASHER - (AN960-10)	1	
-39	65692-02	D	SEAL - Door	1	

When ordering, always specify Part Number, Description and Serial Number of Aircraft

PIPER PARTS CATALOG

Figure and Index Number	Part Number	Code	NOMENCLATURE	No. Req.	SERIAL NUMBERS AFFECTED
THIS SPACE INTENTIONALLY LEFT BLANK					

When ordering, always specify Part Number, Description and Serial Number of Aircraft

**1F13 THRU 1F24
INTENTIONALLY LEFT BLANK**

PIPER PARTS CATALOG

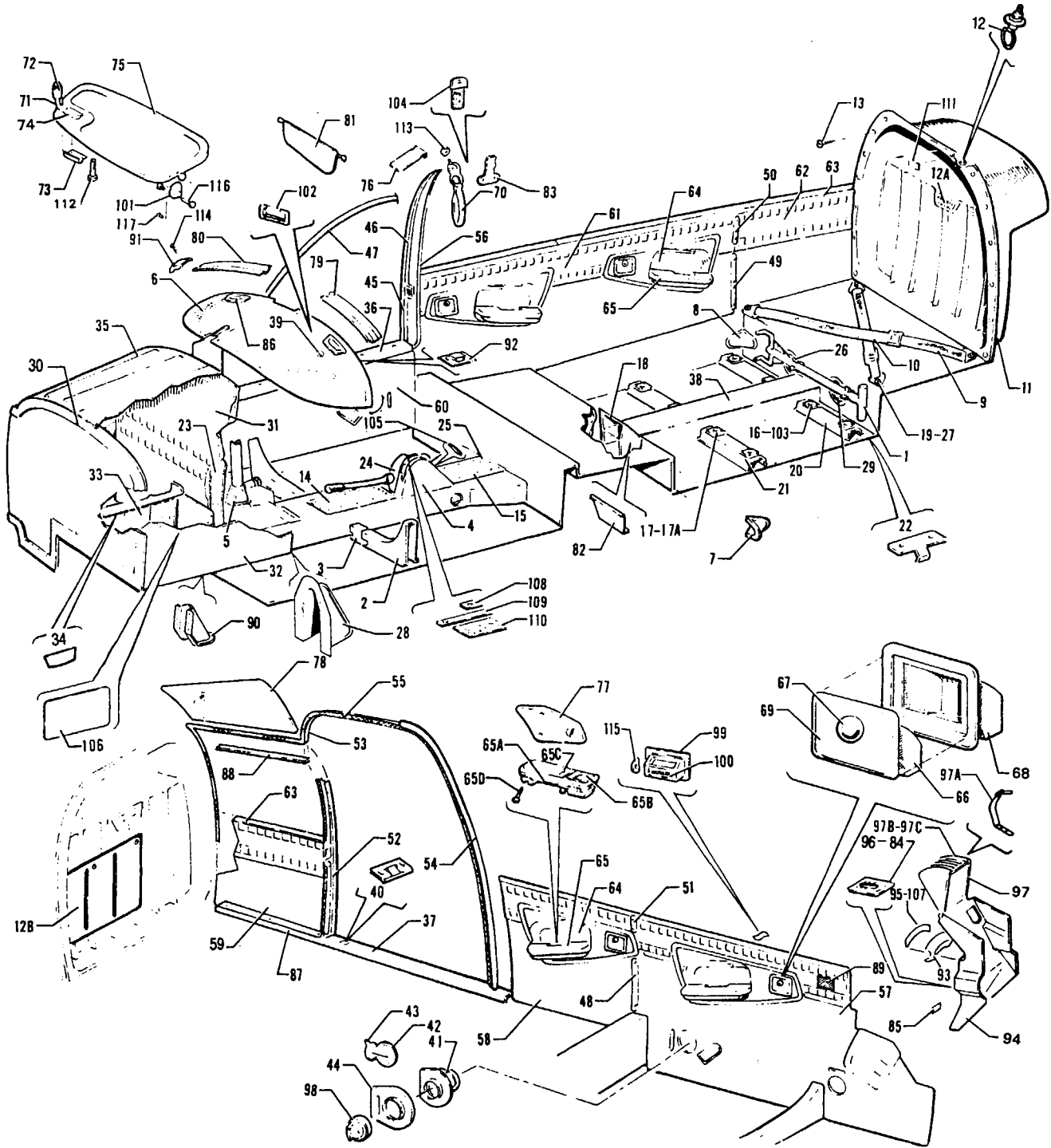


Figure 24 Cockpit Finishing Installation

REVISED: APRIL 1980

1G1

PA-32-260
PA-32-300
PA-32R-300

PIPER PARTS CATALOG

CODE EXPLANATIONS FOR FIGURE 24

- A - Used if cargo door is installed
- B - Used on PA-32-260 with serial numbers 32-1 to 32-853 incl , and PA-32-300 with serial numbers 32-40000 to 32-40265 incl
- C - Used on PA-32-260 with serial numbers 32-854 to 32-1110 incl , and PA-32-300 with serial numbers 32-40266 to 32-40515 incl
- D - Used on PA-32-260 with serial numbers 32-7200001 to 32-7600033 incl , PA-32-300 with serial numbers 32-7240001 to 32-7640142 incl , and PA-32R-300 with serial numbers 32R-7680001 to 32R-7680538 incl
- E - Used on PA-32-260 with serial numbers 32-1111 and up, PA-32-300 with serial numbers 32-40516 and up, and PA-32R-300
- F - Used on PA-32-260 with serial numbers 32-1 to 32-1110 incl , and PA-32-300 with serial numbers 32-40000 to 32-40565 incl
- G - Used on PA-32-260 with serial numbers 32-1111 to 32-7100038 incl , and PA-32-300 with serial numbers 32-40566 to 32-7140086 incl
- H - Used on PA-32-260 with serial numbers 32-1251 and up, PA-32-300 with serial numbers 32-40851 and up, and PA-32R-300
- J - Used on PA-32-260 with serial numbers 32-1111 to 32-1320 incl , and PA-32-300 with serial numbers 32-40516 to 32-41018 incl
- K - Used on PA-32-260 with serial numbers 32-7500001 to 32-7600033 incl , PA-32-300 with serial numbers 32-7540001 to 32-7640142 incl , and PA-32R-300 with serial numbers 32R-7680001 to 32R-7680538 incl
- L - Used on PA-32-260 with serial numbers 32-7200001 to 32-7200055 incl , and PA-32-300 with serial numbers 32-7240001 to 32-7240147 incl
- M - Used on PA-32-260 and PA-32-300 only
- N - Used on PA-32R-300 only
- O - Used on PA-32-260 with serial numbers 32-1 to 32-1110 incl , and PA-32-300 with serial numbers 32-40000 to 32-40515 incl
- P - Used on PA-32-260 with serial numbers 32-1031 to 32-1110 incl , and PA-32-300 with serial numbers 32-40456 to 32-40565 incl
- Q - Used on PA-32-260 with serial numbers 32-1251 to 32-1320 incl , and PA-32-300 with serial numbers 32-40851 to 32-41018 incl
- R - Used on PA-32-260 with serial numbers 32-1 to 32-939 incl , and PA-32-300 with serial numbers 32-40000 to 32-40357 incl
- S - Used on PA-32-260 with serial numbers 32-940 to 32-1110 incl , and PA-32-300 with serial numbers 32-40358 to 32-4565 incl
- T - Used on PA-32-260 with serial numbers 32-1111 and up, PA-32-300 with serial numbers 32-40566 and up, and PA-32R-300
- U - Used on PA-32-260 with serial numbers 32-1 to 32-1320 incl , and PA-32-300 with serial numbers 32-40000 to 32-41018 incl
- V - Used on PA-32-260 with serial numbers 32-7100001 to 32-7600033 incl , and PA-32-300 with serial numbers 32-7140001 to 32-7640142 incl
- W - These parts must be ordered from Service Spares Department, Piper Aircraft, Lock Haven, Penna
- X - When ordering, specify color red, blue/green, gold, black, green, white or bark Specify color "bark I" for PA-32-260 with serial numbers 32-7700001 to 32-7700013 incl , PA-32-300 with serial numbers 32-7740001 to 32-7740044 incl , and PA-32R-300 with serial numbers 32R-7780001 to 32R-7780214 incl Specify color "bark II" for PA-32-260 with serial numbers 32-7700014 and up, PA-32-300 with serial numbers 32-7740045 and up, and PA-32R-300 with serial numbers 32R-7780215 and up
- Y - Used on PA-32-260 with serial numbers 32-876 to 32-1110 incl , and PA-32-300 with serial numbers 32-40000 to 32-40515 incl
- Z - Used on PA-32-300 with serial numbers 32-7940001 and up, and PA-32R-300
- AA - Used on PA-32-260 with serial numbers 32-1 to 32-7500002 incl , and PA-32-300 with serial numbers 32-40000 to 32-7540028 incl
- AB - Used when baggage compartment light is installed
- AC - Used on PA-32-260 with serial numbers 32-1111 to 32-1320 incl , and PA-32-300 with serial numbers 32-40566 to 32-41018 incl
- AD - Used on PA-32-260 with serial numbers 32-854 and up, PA-32-300 with serial numbers 32-40266 and up, and PA-32R-300
- AE - Used on PA-32-300 with serial numbers 32-7240056 and up, and PA-32R-300 when air conditioning is installed
- AF - Used on PA-32R-300 with serial numbers 32R-7680001 to 32R-7680072 incl , 32R-7680074 to 32R-7680155, 32R-7680157 to 32R-7680538 incl , and PA-32-300 with serial numbers 32-7740001 and up
- AG - Used on PA-32-260 with serial numbers 32-7300001 and up, PA-32-300 with serial numbers 32-7340001 and up, and PA-32R-300
- AH - Used on PA-32-260 with serial numbers 32-7200029 and up, PA-32-300 with serial numbers 32-7240096 and up, and PA-32R-300
- AJ - Used on PA-32-260 only
- AK - Used on PA-32-260 with serial numbers 32-1111 to 32-7200028 incl , and PA-32-300 with serial numbers 32-40566 to 32-7240095 incl if lower door latch has been installed
- AL - Used on PA-32-260 with serial numbers 32-451 and up, PA-32-300 with serial numbers 32-40000 and up, and PA-32R-300
- AM - Used on PA-32-260 with serial numbers 32-451 to 32-1250 incl , and PA-32-300 with serial numbers 32-40000 to 32-40850 incl
- AN - Used on PA-32-260 with serial numbers 32-451 to 1320 incl , and PA-32-300 with serial numbers 32-40000 to 32-41018 incl
- AO - Used on PA-32-260 with serial numbers 32-1 to 32-7300036 incl , and PA-32-300 with serial numbers 32-40000 to 32-7340111 incl
- AP - Used on PA-32-260 with serial numbers 32-7300037 to 32-7600001 incl , PA-32-300 with serial numbers 32-7340112 to 32-7640029 incl , and PA-32R-300 with serial numbers 32R-7680001 to 32R-7680013 incl
- AQ - Used on PA-32-260 with serial numbers 32-7100001 to 32-7100038 incl , and PA-32-300 with serial numbers 32-7140001 to 32-7140086 incl
- AR - Used on PA-32-260 with serial numbers 32-1111 to 32-1250 incl , and PA-32-300 with serial numbers 32-40566 to 32-40850 incl
- AS - Used on PA-32-260 with serial numbers 32-7300001 to 32-7300076 incl , and PA-32-300 with serial numbers 32-7340001 to 32-7340201 incl
- AT - Used on PA-32-260 with serial numbers 32-7400001 to 32-7600033 incl , PA-32-300 with serial numbers 32-7440001 to 32-7640142 incl , and PA-32R-300 with serial numbers 32R-7680001 to 32R-7680538 incl

PIPER PARTS CATALOG

CODE EXPLANATIONS FOR FIGURE 24 (cont)

- AU - Used on PA-32-260 with serial numbers 32-1111 to 32-7200055 incl , and PA-32-300 with serial numbers 32-40566 to 32-7240147 incl
- AV - Used on PA-32-260 with serial numbers 32-1 to 32-7200055 incl , and PA-32-300 with serial numbers 32-40000 to 32-7240147 incl
- AW - Used on PA-32-260 with serial numbers 32-7400001 to 32-7400061 incl , and PA-32-300 with serial numbers 32-7440001 to 32-7440182 incl
- AX - Used if shoulder harness has been installed
- AY - Used on PA-32-260 with serial numbers 32-1 to 32-7300076 incl , and PA-32-300 with serial numbers 32-40000 to 32-7340201 incl
- AZ - Used on PA-32-260 serial numbers 32-1 to 32-7600001 incl , PA-32-300 with serial numbers 32-40000 to 32-7640029 incl , and PA-32R-300 with serial numbers 32R-7680001 to 32R-7680013 incl
- BA - Used on PA-32-260 with serial numbers 32-1111 to 32-7400061 incl , and PA-32-300 with serial numbers 32-40566 to 32-7440182 incl
- BB - Used on PA-32-260 with serial numbers 32-7500001 and up, PA-32-300 with serial numbers 32-7540001 and up, and PA-32R-300
- BC - Used on PA-32-260 with serial numbers 32-1 to 32-1250 incl , and PA-32-300 with serial numbers 32-40000 to 32-40850 incl
- BD - Used on PA-32-260 with serial numbers 32-7300016 and up, and PA-32-300 with serial numbers 32-7340064 and up
- BE - Used on PA-32-260 with serial numbers 32-7300006 to 32-7600001 incl , PA-32-300 with serial numbers 32-7340039 to 32-7640029 incl , and PA-32R-300 with serial numbers 32R-7680001 to 32R-7680013 incl
- BF - Used on PA-32-260 with serial numbers 32-1111 to 32-7300005 incl , and PA-32-300 with serial numbers 32-40566 to 32-7340038 incl if lower door latch has been installed
- BG - Used on PA-32-260 with serial numbers 32-7300037 and up, PA-32-300 with serial numbers 32-7340082 and up, and PA-32R-300
- BH - Used on PA-32-260 with serial numbers 32-1111 and up, PA-32-300 with serial numbers 32-40516 to 32-7940180 inclusive, and PA-32R-300
- BJ - When ordering, specify color "bark II" or black
- BK - Used on PA-32-260 with serial numbers 32-7200011 to 32-7200037 incl , and PA-32-300 with serial numbers 32-7240047 to 32-7240115 incl
- BL - No longer available Order part for PA-32-260 with serial numbers 32-7300037 and up, or part for PA-32-300 with serial numbers 32-7340082 and up if Fuel Selector Control Modification Kit has been installed per Service Bulletin 376 If Fuel Selector Control Modification Kit has not been installed per Service Bulletin 376 order Kit 760 685 for PA-32-260 with serial numbers 32-1 to 32-875 inclusive, or Kit 760 686 for PA-32-260 with serial numbers 32-876 to 32-1110 and PA-32-300 with serial numbers 32-40000 to 32-40565 inclusive, or Kit 760 687 for PA-32-260 with serial numbers 32-1111 to 32-1250 inclusive and PA-32-300 with serial numbers 32-40566 to 32-40850 inclusive, or Kit 760 688 for PA-32-260 with serial numbers 32-1251 to 32-7300036 inclusive and PA-32-300 with serial numbers 32-40851 to 32-7340081 inclusive
- BM - No longer available Order P/N 69652-10 blue, 69652-12 black or 69652-11 brown if Fuel Selector Control Modification Kit has been installed per Service Bulletin 376 If Fuel Selector Control Modification Kit has not been installed per Service Bulletin 376, order Kit 760 685 for PA-32-1 to 32-875 inclusive or Kit 760 686 for PA-32-260 with serial numbers 32-876 to 32-1110 and PA-32-300 with serial numbers 32-40000 to 32-40565 inclusive, or Kit 760 687 for PA-32-260 with serial numbers 32-1111 to 32-1250 inclusive and PA-32-300 with serial numbers 32-40566 to 32-40850 inclusive or Kit 760 688 for PA-32-260 with serial numbers 32-1251 to 32-7300036 inclusive and PA-32-300 with serial numbers 32-40851 to 32-7340081 inclusive
- BN - Used on PA-32-260 with serial numbers 32-1251 to 32-7300036 incl , and PA-32-300 with serial numbers 32-40851 to 32-7340081 incl
- BO - Used on PA-32-260 with serial numbers 32-7300037 and up, and PA-32-300 with serial numbers 32-7340082 to 32-7840222 incl
- BP - Used if air conditioning is installed
- BQ - Used on PA-32-260 with serial numbers 32-1 to 32-1110 incl , and PA-32-300 with serial numbers 32-40456 to 32-40565 incl if Fuel Selector Control Modification Kit has been installed per Service Bulletin 376
- BR - Used on PA-32-260 with serial numbers 32-876 to 32-1110 incl , and PA-32-300 with serial numbers 32-40456 to 32-40565 incl
- BS - Used on PA-32-260 with serial numbers 32-7700002 and up, and PA-32-300 with serial numbers 32-7740004 and up
- BT - Used on PA-32-260 with serial numbers 32-1 to 32-1110 incl , and PA-32-300 with serial numbers 32-40000 to 32-40565 incl , if Fuel Selector Control Modification Kit has been installed per Service Bulletin 376
- BU - No longer available Order Cover Assembly 69673-02 red, 69673-03 blue, 69673-04 black or 69673-05 brown if Fuel Selector Control Modification Kit has been installed per Service Bulletin 376 If Fuel Selector Control Modification Kit has not been installed per Service Bulletin 376, order Kit 760 685 for PA-32-260 with serial numbers 32-1 to 32-875 inclusive or Kit 760 686 for PA-32-260 with serial numbers 32-876 to 32-1110 inclusive and PA-32-300 with serial numbers 32-40000 to 32-40565 inclusive
- BV - No longer available Order P/N 69654-06 blue or 69654-08 brown if Fuel Selector Control Modification Kit has been installed per Service Bulletin 376 If Fuel Selector Control Modification Kit has not been installed per Service Bulletin 376, order Kit 760 687
- BW - When ordering, specify color camel, olivestone, black, or seal Specify color royal blue (color code 781) for PA-32-260 with serial numbers 32-7800001 and up, PA-32-300 with serial numbers 32-7840001 to 32-7940149 inclusive, and PA-32R-300 with serial numbers 32R-7880001 and up Specify color dark blue (color code 795) for PA-32-300 with serial numbers 32-7940150 and up

PIPER PARTS CATALOG

CODE EXPLANATIONS FOR FIGURE 24 (cont)

- BX - See Figure 32B if aft facing center seats are installed
- BY - Used on PA-32-260 with serial numbers 32-1111 to 32-1320 incl , and PA-32-300 with serial numbers 32-40566 to 32-41018 incl if Fuel Selector Control Modification Kit has been installed per Service Bulletin 376
- BZ - Used on PA-32-260 with serial numbers 32-1111 to 32-7300036 incl , and PA-32-300 with serial numbers 32-40566 to 32-7340081 incl
- CA - Used on PA-32-260 with serial numbers 32-876 to 32-7300036 incl , and PA-32-300 with serial numbers 32-40000 to 32-7340081 incl
- CB - Used on PA-32-260 with serial numbers 32-7300001 to 32-7400061 incl , and PA-32-300 with serial numbers 32-7140001 to 32-7440182 incl
- CC - Used on PA-32-260 with serial numbers 32-7300001 to 32-7400061 incl , and PA-32-300 with serial numbers 32-40566 to 32-7440182 incl
- CD - Used on PA-32-260 with serial numbers 32-1111 to 32-7200055 incl if constant speed propeller has been installed
- CE - Used on PA-32-260 with serial numbers 32-7100001 to 32-7200055 incl if constant speed propeller has been installed
- CF - Used on PA-32-300 with serial numbers 32-40566 to 32-40850 incl
- CG - Used on PA-32-260 with serial numbers 32-1111 to 32-1250 incl if constant speed propeller has been installed
- CH - Used on PA-32-260 with serial numbers 32-7300001 to 32-7400061 incl , and PA-32-300 with serial numbers 32-40851 to 32-7440182 incl
- CJ - Used on PA-32-260 with serial numbers 32-1251 to 32-7200055 incl if constant speed propeller has been installed
- CK - Used on PA-32-260 with serial numbers 32-1111 to 32-1320 incl if constant speed propeller has been installed
- CL - Used on PA-32-300 with serial numbers 32-40566 to 32-41018 incl
- CM - Used on PA-32-260 with serial numbers 32-1111 to 32-1250 incl
- CN - Used on PA-32-260 with serial numbers 32-1251 to 32-7200055 incl , and PA-32-300 with serial numbers 32-40851 to 32-7240147 incl
- CO - Used on PA-32-260 with serial numbers 32-7100001 to 32-7200055 incl , and PA-32-300 with serial numbers 32-7140001 to 32-7240147 incl
- CP - Used on PA-32-260 with serial numbers 32-7500003 and up, PA-32-300 with serial numbers 32-7540029 and up, and PA-32R-300
- CQ - Used on PA-32-260 with serial numbers 32-1251 to 32-7400061 incl , and PA-32-300 with serial numbers 32-40851 to 32-7440182 incl
- CR - Used on PA-32-260 with serial numbers 32-854 to 32-7600001 incl , PA-32-300 with serial numbers 32-40266 to 32-7640029 incl , and PA-32R-300 with serial numbers 32R-7680001 to 32R-7680013 incl
- CS - Used on PA-32-260 with serial numbers 32-7600002 to 32-7600033 incl , PA-32-300 with serial numbers 32-7640030 to 32-7640142 incl , and PA-32R-300 with serial numbers 32R-7680014 to 32R-7680538 incl
- CT - Used on PA-32-260 with serial numbers 32-7500001 to 32-7600001 incl , PA-32-300 with serial numbers 32-7540001 to 32-7640029 incl , and PA-32R-300 with serial numbers 32R-7680001 to 32R-7680013 incl
- CU - Used on PA-32-300 only
- CV - Used on PA-32-260 with serial numbers 32-7700001 and up, and PA-32-300 with serial numbers 32-7740001 and up
- CW - Used on PA-32-260 with serial numbers 32-1111 to 32-7600033 incl , and PA-32-300 with serial numbers 32-40566 to 32-7640142 incl
- CX - Used on PA-32-260 with serial numbers 32-1251 to 32-7600021 incl , PA-32-300 with serial numbers 32-40851 to 32-7640114 incl , and PA-32R-300 with serial numbers 32R-7680001 to 32R-7680445 incl
- CY - Used on PA-32-260 with serial numbers 32-7640115 and up, and PA-32R-300 with serial numbers 32R-7680446 and up
- CZ - Used on PA-32-260 with serial numbers 32-7600022 and up, PA-32-300 with serial numbers 32-7640115 and up, and PA-32R-300 with serial numbers 32R-7680446 and up
- DA - Used on PA-32-260 with serial numbers 32-1 to 32-7400061 incl , and PA-32-300 with serial numbers 32-40000 to 32-7440182 incl
- DB - Used on PA-32-260 with serial numbers 32-1111 to 32-7600033 incl , PA-32-300 with serial numbers 32-40516 to 32-7640142 incl , and PA-32R-300 with serial numbers 32R-7680001 to 32R-7680538 incl
- DC - Used on PA-32-260 with serial numbers 32-7700001 and up, PA-32-300 with serial numbers 32-7740001 and up, and PA-32R-300 with serial numbers 32R-7780001 and up
- DD - Used on PA-32-260 with serial numbers 32-1 to 32-7600033 incl , PA-32-300 with serial numbers 32-40000 to 32-7640142 incl , and PA-32R-300 with serial numbers 32R-7680001 to 32R-7680538 incl
- DE - Used on PA-32-260 with serial numbers 32-7700002 and up, and PA-32-300 with serial numbers 32-7740004 and up. Specify color "bark I" for PA-32-260 with serial numbers 32-7700002 to 32-7700013 incl , and PA-32-300 with serial numbers 32-7740004 to 32-7740044 incl Specify color "bark II" or black for PA-32-260 with serial numbers 32-7700014 and up, and PA-32-300 with serial numbers 32-7740045 and up
- DF - Used on PA-32-260 with serial numbers 32-7400001 and up, PA-32-300 with serial numbers 32-7440001 and up, and PA-32R-300 with serial numbers 32R-7680001 and up
- DG - Used on PA-32-260 with serial numbers 32-7700001 to 32-7700023 incl , PA-32-300 with serial numbers 32-7740001 to 32-7740113 incl , and PA-32R-300 with serial numbers 32R-7780001 to 32R-7780549 incl
- DH - Used on PA-32-260 with serial numbers 32-7800001 and up, PA-32-300 with serial numbers 32-7840001 and up, and PA-32R-300 with serial numbers 32R-7880001 and up
- DJ - Used on PA-32-260 with serial numbers 32-7100001 to 32-7400061 incl , and PA-32-300 with serial numbers 32-7140001 to 32-7440182 incl

PIPER PARTS CATALOG

CODE EXPLANATIONS FOR FIGURE 24 (cont)

- DK - Used on PA-32-260 with serial numbers 32-7300037 to 32-7600033 incl , and PA-32-300 with serial numbers 32-7340082 to 32-7640142 incl
- DL - Used on PA-32-260 with serial numbers 32-7300037 to 32-7400061 incl , and PA-32-300 with serial numbers 32-7340082 to 32-7440182 incl
- DM - When ordering specify color black or bark Specify color "bark I" for PA-32-260 with serial numbers 32-7700001 to 32-7700013 incl , PA-32-300 with serial numbers 32-7740001 to 32-7740044 incl , and PA-32R-300 with serial numbers 32R-7780001 to 32R-7780214 incl Specify color "bark II" for PA-32-260 with serial numbers 32-7700014 and up, PA-32-300 with serial numbers 32-7740045 and up, and PA-32R-300 with serial numbers 32R-7780215 and up
- DN - Used on PA-32R-300 with serial numbers 32R-7680073, 32R-7680156, 32R-7780001 and up
- DO - Used on PA-32-260 with serial numbers 32-1111 to 32-7700001 incl , and PA-32-300 with serial numbers 32-40566 to 32-7740003 incl
- DP - Used on PA-32-260 with serial numbers 32-7700002 and up, and PA-32-300 with serial numbers 32-7740004 and up
- DQ - Used on PA-32-260 with serial numbers 32-1 to 32-7700001 incl , and PA-32-300 with serial numbers 32-40000 to 32-7740003 incl
- DR - Used on PA-32-260 with serial numbers 32-1 to 32-7700001 incl , PA-32-300 with serial numbers 32-40000 to 32-7740003 incl , and PA-32R-300 with serial numbers 32R-7680001 to 32R-7780002 incl
- DS - Used on PA-32-260 with serial numbers 32-7700002 and up, PA-32-300 with serial numbers 32-7740004 and up, and PA-32R-300 with serial numbers 32R-7780003 and up Specify color "bark I" for PA-32-260 with serial numbers 32-7700002 to 32-7700013 incl , PA-32-300 with serial numbers 32-7740004 to 32-7740044 incl , and PA-32R-300 with serial numbers 32R-7780003 to 32R-7780214 incl Specify color "bark II" or black for PA-32-260 with serial numbers 32-7700014 and up, PA-32-300 with serial numbers 32-7740045 and up, and PA-32R-300 with serial numbers 32R-7780125 and up
- DT - When ordering for PA-32-260 with serial numbers 32-7700001 to 32-7700013 incl , PA-32-300 with serial numbers 32-7740001 to 32-7740044 incl , and PA-32R-300 with serial numbers 32R-7780001 to 32R-7780214 incl , specify color "bark I" When ordering for PA-32-260 with serial numbers 32-7700014 and up, PA-32-300 with serial numbers 32-7740045 and up, and PA-32R-300 with serial numbers 32R-7780215 and up, specify color "bark II" or black
- DU - Used on PA-32R-300 only When ordering for serial numbers 32R-7780001 to 32R-7780214 incl , specify color "bark I" When ordering for serial numbers 32R-7780215 and up, specify color "bark II" or black
- DV - Used on PA-32-260 with serial numbers 32-7800001 and up, PA-32-300 with serial numbers 32-7840001 to 32-7940149 inclusive, and PA-32R-300 with serial numbers 32R-7880001 and up
- DW - Used if air conditioning is not installed

PIPER PARTS CATALOG

Figure and Index Number	Part Number	Code	NOMENCLATURE	No. Req.	SERIAL NUMBERS AFFECTED
24-	68400	F	DRAWING - Cockpit Finishing Installation		
	69400	G	DRAWING - Cockpit Finishing Installation		
	69628	L	DRAWING - Cockpit Finishing Installation		
	69110	A,F	DRAWING - Cargo Door Cockpit Finishing Installation		
	69405	A,G	DRAWING - Cargo Door Cockpit Finishing Installation		
	69629	A,D	DRAWING - Cargo Door Cockpit Finishing Installation		
	69974	DC	DRAWING - Cockpit Finishing Installation		
	68578	M	DRAWING - Forward Baggage Compartment Finishing Installation		
	38165	N	DRAWING - Forward Baggage Compartment Finishing Installation		
-1	99458-00	M	BAR ASSEMBLY - Tow	1	
	67336-00	N	BAR ASSEMBLY - Tow	1	32R-7680001 to 32R-7680538 incl
	69975-02	N	BAR ASSEMBLY - Tow	1	32R-7780001 and up
-2	63131-10	B	COVER ASSEMBLY - Red	2	
	65674-07	C	COVER ASSEMBLY - Red	2	
	63131-08	B	COVER ASSEMBLY - Blue	2	
	65674-06	C	COVER ASSEMBLY - Blue	2	
	66615-03	J	COVER ASSEMBLY - Blue	2	
	63131-00	B	COVER ASSEMBLY - Brown	2	
	65674-05	C	COVER ASSEMBLY - Brown	2	
	66615-02	DB	COVER ASSEMBLY - Brown	2	
	66615-14	E,X	COVER ASSEMBLY	2	
-3	68420-02	O	COVER ASSEMBLY - Red	2	
	68420-04	O	COVER ASSEMBLY - Blue	2	
	68420-03	O	COVER ASSEMBLY - Brown	2	
-4	68421-02	U	COVER ASSEMBLY - Red	1	
	68421-04	U	COVER ASSEMBLY - Blue	1	
	68421-03	U	COVER ASSEMBLY - Brown	1	
	68421-08	U	COVER ASSEMBLY - Black	1	
	68421-10	Q	COVER ASSEMBLY - Green	1	
	69596-02	V	COVER ASSEMBLY - Red	1	
	69596-03	DJ	COVER ASSEMBLY - Brown	1	
	69596-05	V	COVER ASSEMBLY - Black	1	
	69596-06	V	COVER ASSEMBLY - Green	1	
	69596-12	V	COVER ASSEMBLY - Blue/green	1	
	69569-14	DC,DT	COVER ASSEMBLY	1	
	38178-02	N,X	COVER ASSEMBLY - Forward tunnel	1	32R-7680001 to 32R-7680538 incl
-5	63940-03	F	COVER ASSEMBLY - Tee bar, red	1	
	63940-05	F	COVER ASSEMBLY - Tee bar, blue	1	
	63940-04	F	COVER ASSEMBLY - Tee bar, brown	1	
	63940-06	P	COVER ASSEMBLY - Tee bar, beige	1	
-6	68404-00	R	COVER - Cowl	1	
	69099-00	S	COVER - Cowl	1	
	69368-00	T	COVER - Cowl	1	
-7	68687-03	DA	COVER - Trim, brown	1	
	68687-04	U	COVER - Trim, blue	1	
	36551-02	DM	COVER - Trim	1	
-8	68687-06	DA	COVER - Trim, brown	1	
	68687-07	U	COVER - Trim, blue	1	
	36551-03	DM	COVER - Trim	1	
-9	63147-02	F	STRAP ASSEMBLY - Baggage tie down, brown (tip end)	2	
	63147-04	F	STRAP ASSEMBLY - Baggage tie down, gray (tip end)	2	
	66804-00	T	STRAP ASSEMBLY - Baggage tie down, black (tip end)	2	

When ordering, always specify Part Number, Description and Serial Number of Aircraft

PIPER PARTS CATALOG

Figure and Index Number	Part Number	Code	NOMENCLATURE	No Req.	SERIAL NUMBERS AFFECTED
24-10	63148-02	F	STRAP ASSEMBLY - Baggage tie down, brown (buckle end)	2	
	63148-05	F	STRAP ASSEMBLY - Baggage tie down, gray (buckle end)	2	
	66805-00	T	STRAP ASSEMBLY - Baggage tie down, black (buckle end)	2	
-11	68401-00		BULKHEAD ASSEMBLY - Hat shelf	1	32-1 to 32-875 inclusive
	68401-09	Y	BULKHEAD ASSEMBLY - Hat shelf	1	
	79837-02	BH,DW	BULKHEAD ASSEMBLY - Hat shelf	1	
	36589-04	BH,BP	BULKHEAD ASSEMBLY - Hat shelf	1	
	79837-02	CU	BULKHEAD ASSEMBLY - Hat shelf	1	32-7940181 and up
-12	487 629	W	* STUD - Coat hanger (KM894-1A)	2	
-12a	96272-00		PLACARD - Baggage limitaitons	1	
-12b	79445-00		DOOR ASSEMBLY - Rear bulkhead	1	
-13	419 693	W	SCREW - (6 x 5/8 L)	19	
	494 003	W	WASHER - (6 Finishing)	19	
-14	63287-00		PLATE - Tunnel	1	
-15	68209-00	M	PLATE - Tunnel	1	
	68209-02	N	PLATE - Tunnel	1	
-16	79440-02	AA	PLATE - Seat attachment	4	
-17	68094-03		PLATE - Seat attachment	8	
-17a	79781-02	CV	PLATE ASSEMBLY - Seat foot	4	
-18	68610-00		TRIM PLATE	1	
-19	63900-28		BUSHING - Baggage tie down	4	
-20	68090-04	U	CHANNEL - Seat trim, left rear, blue	1	
	68090-05	U	CHANNEL - Seat trim, right rear, blue	1	
	68090-06	DA	CHANNEL - Seat trim, left rear, brown	1	
	68090-07	DA	CHANNEL - Seat trim, right rear, brown	1	
	68090-16	X	CHANNEL - Seat trim, left rear	1	
	68090-17	X	CHANNEL - Seat trim, right rear	1	
-21	68091-04	U	CHANNEL - Seat trim, left center, blue	1	
	68091-05	U	CHANNEL - Seat trim, right center, blue	1	
	68091-06	DA	CHANNEL - Seat trim, left center, brown	1	
	68091-07	DA	CHANNEL - Seat trim, right center, brown	1	
	68091-14	X,DD	CHANNEL - Seat trim, left center	1	
	68091-15	X,DD	CHANNEL - Seat trim, right center	1	
	79681-02	DC,BJ	CHANNEL - Seat trim, left center	1	
	79681-03	DC,BJ	CHANNEL - Seat trim, right center	1	
-22	68093-00	AA	CLIP - Seat	8	
-23	68495-00		BLANKET - Cabin	1	
-24	62827-07		SHIELD - Flap handle cover	1	
-25	487 560	W	STUD - (XX10362-12)	3	
-26	454 838	M	CLIP - Tow bar (225 L)	2	
	454 838	N	CLIP - Tow bar (255 l)	2	32R-7680001 to 32R-7680538 incl
	554 763	N	CLIP - Tow bar (225 XL)	2	32R-7780001 and up
-27	401 266	W	BOLT - (AN3-5A)	4	
	407 584	W	WASHER - (AN960-10L)	4	
-28	78735-02	CU	COVER - Rudder pedal stop bracket	2	32-7840168 and up
-29	473 185	F	LOUVER - Exhaust vent (4")	2	
	66788-02	T	COVER - Cabin air, brown	2	
	66788-04	AC	COVER - Cabin air, blue	2	
	99787-00	AE	COVER - Cabin air	1	
	66788-14	T,X	COVER - Cabin air	2	
-30	68580-00	F	PANEL - Firewall, forward baggage	1	
	69429-00	DO	PANEL - Firewall, forward baggage	1	
	580 760	BS	PANEL - Firewall, forward baggage, camel	1	
	579 515	CU	PANEL - Firewall, forward baggage, olivetone	1	32-7840001 and up
	579 516	CU	PANEL - Firewall, forward baggage, royal blue	1	32-7840001 and up
	579 517	CU	PANEL - Firewall, forward baggage, black	1	32-7840001 and up
	579 518	CU	PANEL - Firewall, forward baggage, seal	1	32-7840001 and up

When ordering, always specify Part Number, Description and Serial Number of Aircraft

PIPER PARTS CATALOG

Figure and Index Number	Part Number	Code	NOMENCLATURE	No. Req.	SERIAL NUMBERS AFFECTED
24-30	38182-00	N	PANEL - Firewall, forward baggage	1	32R-7680001 to 32R-7780002 incl
	580 761	N	PANEL - Firewall, forward baggage, camel	1	32R-7780003 and up
	579 500	N	PANEL - Firewall, forward baggage, olivetone	1	32R-7880001 and up
	579 501	N	PANEL - Firewall, forward baggage, royal blue	1	32R-7880001 and up
	579 502	N	PANEL - Firewall, forward baggage, black	1	32R-7880001 and up
	579 503	N	PANEL - Firewall, forward baggage, seal	1	32R-7880001 and up
-31	68583-00	F	PANEL ASSEMBLY - Bulkhead, forward baggage	1	
	69428-00	DO	PANEL ASSEMBLY - Bulkhead, forward baggage	1	
	69428-05	DP,BW	PANEL ASSEMBLY - Bulkhead, forward baggage	1	
	38183-00	N	PANEL ASSEMBLY - Bulkhead, forward baggage	1	32R-7680001 to 32R-7780002 incl
	38183-04	N,BW	PANEL ASSEMBLY - Bulkhead, forward baggage	1	32R-7780003 and up
-32	68646-00	DQ	PANEL - Forward baggage compartment	1	
	68646-02	DE	PANEL - Forward baggage compartment	1	
	38188-00	DU	PANEL - Forward baggage compartment	1	32R-7680001 to 32R-7780002 incl
	38188-04	DU	PANEL - Forward baggage compartment	1	32R-7780003 and up
-33	68662-00	DQ	PANEL ASSEMBLY - Battery compartment	1	
	68662-03	DE	PANEL ASSEMBLY - Battery compartment	1	
	38186-00	DU	PANEL ASSEMBLY - Battery compartment	1	32R-7680001 to 32R-7780002 incl
	38186-02	DU	PANEL ASSEMBLY - Battery compartment	1	32R-7780003 and up
-34	69669-148		PLACARD - Baggage limitations	1	
-35	68633-02	DR	HEADLINER - Baggage compartment, left	1	
	68633-05	DS	HEADLINER - Baggage compartment, left	1	
	68633-03	AB,DR	HEADLINER - Baggage compartment, right	1	
	68633-06	AB,DS	HEADLINER - Baggage compartment, right	1	
	68633-04	DR	HEADLINER - Baggage compartment, right	1	
	68633-07	DS	HEADLINER - Baggage compartment, right	1	
-36	63118-00	B	SILL - Door, forward cabin	1	
	65546-00	CR	SILL - Door, forward cabin	1	
	65546-04	CS	SILL - Door, forward cabin	1	
-37	68424-00	B	SILL - Door, aft cabin	1	
	69188-03	AD	SILL - Door, aft cabin	1	
-38	68415-00		PLATE - Aft tunnel cover	1	
-39	99464-00	AG	BUTTON - Plug	1	
-40	96866-00	AH,AK	PLATE - Striker	1	
-41	68416-00		VENT ASSEMBLY - Forward, left (complete)	1	
	68416-01		VENT ASSEMBLY - Forward, right (complete)	1	
	68556-00		VENT ASSEMBLY - Aft, left (complete)	1	
	68556-01		VENT ASSEMBLY - Aft, right (complete)	1	
-42	68671-00		VALVE ASSEMBLY - Butterfly	1	
-43	68499-04		SHAFT ASSEMBLY - Valve, left	1	
	68499-05		SHAFT ASSEMBLY - Valve, right	1	
-44	68574-02	AJ	COVER ASSEMBLY - Forward vent, left, red	1	32-1 to 32-47 inclusive
	68574-03	AJ	COVER ASSEMBLY - Forward vent, left, brown	1	32-1 to 32-47 inclusive
	68574-04	AJ	COVER ASSEMBLY - Forward vent, left, blue	1	32-1 to 32-47 inclusive
	68574-05	AJ	COVER ASSEMBLY - Forward vent, right, red	1	32-1 to 32-47 inclusive
	69574-06	AJ	COVER ASSEMBLY - Forward vent, right, brown	1	32-1 to 32-47 inclusive
	68574-07	AJ	COVER ASSEMBLY - Forward vent, right, blue	1	32-1 to 32-47 inclusive
	68574-08	AJ	COVER ASSEMBLY - Aft vent, left, red	1	32-1 to 32-47 inclusive
	68574-09	AJ	COVER ASSEMBLY - Aft vent, left, brown	1	32-1 to 32-47 inclusive
	68574-10	AJ	COVER ASSEMBLY - Aft vent, left, blue	1	32-1 to 32-47 inclusive
	68574-11	AJ	COVER ASSEMBLY - Aft vent, right, red	1	32-1 to 32-47 inclusive
	68574-12	AJ	COVER ASSEMBLY - Aft vent, right, brown	1	32-1 to 32-47 inclusive
	68574-13	AJ	COVER ASSEMBLY - Aft vent, right, blue	1	32-1 to 32-47 inclusive
	68733-02	AJ	COVER - Air vent, red	4	32-48 to 32-450 inclusive

When ordering, always specify Part Number, Description and Serial Number of Aircraft

PIPER PARTS CATALOG

Figure and Index Number	Part Number	Code	NOMENCLATURE	No. Req.	SERIAL NUMBERS AFFECTED
24-44	68733-03	AJ	COVER - Air vent, brown	4	32-48 to 32-450 inclusive
	68733-04	AJ	COVER - Air vent, blue	4	32-48 to 32-450 inclusive
	65735-06	AM	COVER - Air vent, brown	4	
	65735-07	AN	COVER - Air vent, blue	4	
	65735-19	X,AL	COVER - Air vent	4	
	65735-13	CQ	COVER - Air vent, white	4	
-45	63142-02	AZ	TRIM STRIP - Forward cabin door	1	
	63142-56	CS	TRIM STRIP - Forward cabin door	1	
-46	63142-13	AO	TRIM STRIP - Forward cabin door	1	
	63142-45	AP	TRIM STRIP - Forward cabin door	1	
	63142-55	CS	TRIM STRIP - Forward cabin door	1	
-47	63142-14	AO	TRIM STRIP - Forward cabin door	1	
	63142-46	AP	TRIM STRIP - Forward cabin door	1	
	63142-50	CS	TRIM STRIP - Forward cabin door	1	
-48	63142-15	F	TRIM STRIP - Left side	1	
-49	63142-16	F	TRIM STRIP - Right side	1	
-50	63142-17	F	TRIM STRIP - Right side	1	
-51	63142-18	F	TRIM STRIP - Right side	1	
-52	63142-19	AV	TRIM STRIP - Aft cabin door	1	
-53	63142-20	AV	TRIM STRIP - Aft cabin door	1	
	63142-33	A	TRIM STRIP - Aft cabin door and cargo door	1	
-54	63142-21		TRIM STRIP - Aft cabin door	1	
-55	68449-03	F	WINDLACING - Aft cabin door, white	1	
	69403-02	AU	WINDLACING - Aft cabin door, white	1	
	68969-03	F	WINDLACING - Aft cabin door and cargo door, white	1	
	68969-05	T	WINDLACING - Aft cabin door and cargo door, white	1	
-56	65564-02	F	WINDLACING - Forward cabin door	1	
	69403-03	T	WINDLACING - Forward cabin door	1	
-57	68456-02	F	PANEL ASSEMBLY - Left front cockpit, red	1	
	69412-02	AR	PANEL ASSEMBLY - Left front cockpit, red	1	
	69557-02	Q	PANEL ASSEMBLY - Left front cockpit, red	1	
	99231-02	AQ	PANEL ASSEMBLY - Left front cockpit, red	1	
	99231-08	L	PANEL ASSEMBLY - Left front cockpit, red	1	
	580 414	AS	PANEL ASSEMBLY - Left front cockpit, red	1	
	579 807	AT	PANEL ASSEMBLY - Left front cockpit, red	1	
	68456-03	F	PANEL ASSEMBLY - Left front cockpit, brown	1	
	69412-03	AR	PANEL ASSEMBLY - Left front cockpit, brown	1	
	68456-04	F	PANEL ASSEMBLY - Left front cockpit, blue	1	
	69412-04	AR	PANEL ASSEMBLY - Left front cockpit, blue	1	
	69557-03	Q	PANEL ASSEMBLY - Left front cockpit, blue	1	
	99231-03	AQ	PANEL ASSEMBLY - Left front cockpit, blue	1	
	99231-09	L	PANEL ASSEMBLY - Left front cockpit, blue/green	1	
	580 415	AS	PANEL ASSEMBLY - Left front cockpit, blue/green	1	
	579 806	AT	PANEL ASSEMBLY - Left front cockpit, blue/green	1	
	68456-05	P	PANEL ASSEMBLY - Left front cockpit, beige	1	
	69412-05	AR	PANEL ASSEMBLY - Left front cockpit, beige	1	
	69557-04	Q	PANEL ASSEMBLY - Left front cockpit, beige	1	
	99231-04	AQ	PANEL ASSEMBLY - Left front cockpit, beige	1	
	99231-10	L	PANEL ASSEMBLY - Left front cockpit, gold	1	
	580 416	AS	PANEL ASSEMBLY - Left front cockpit, gold	1	
	579 805	AT	PANEL ASSEMBLY - Left front cockpit, gold	1	
	69412-06	AR	PANEL ASSEMBLY - Left front cockpit, black	1	
	69557-05	Q	PANEL ASSEMBLY - Left front cockpit, black	1	
	99231-05	AQ	PANEL ASSEMBLY - Left front cockpit, black	1	
	99231-11	L	PANEL ASSEMBLY - Left front cockpit, black	1	
	580 417	AS	PANEL ASSEMBLY - Left front cockpit, black	1	
	579 804	AT	PANEL ASSEMBLY - Left front cockpit, black	1	

When ordering, always specify Part Number, Description and Serial Number of Aircraft

PIPER PARTS CATALOG

Figure and Index Number	Part Number	Code	NOMENCLATURE	No. Req.	SERIAL NUMBERS AFFECTED	
24-57	69557-06	Q	PANEL ASSEMBLY - Left front cockpit, green	1	32-7940150 and up	
	99231-07	AQ	PANEL ASSEMBLY - Left front cockpit, green	1		
	99231-13	L	PANEL ASSEMBLY - Left front cockpit, green	1		
	580 419	AS	PANEL ASSEMBLY - Left front cockpit, green	1		
	579 802	AT	PANEL ASSEMBLY - Left front cockpit, green	1		
	69557-07	Q	PANEL ASSEMBLY - Left front cockpit, white	1		
	99231-06	AQ	PANEL ASSEMBLY - Left front cockpit, white	1		
	99231-12	L	PANEL ASSEMBLY - Left front cockpit, white	1		
	580 418	AS	PANEL ASSEMBLY - Left front cockpit, white	1		
	579 803	AW	PANEL ASSEMBLY - Left front cockpit, white	1		
	579 401	DC	PANEL ASSEMBLY - Left front cockpit, white/camel/black (with heather carpet)	1		
	580 732	DG	PANEL ASSEMBLY - Left front cockpit, white/camel/black (with monaco carpet)	1		
	579 523	DH	PANEL ASSEMBLY - Left front cockpit, olivetone (with palm carpet)	1		
	579 524	DV	PANEL ASSEMBLY - Left front cockpit, midnight blue (with royal blue carpet)	1		
	579 307	CU	PANEL ASSEMBLY - Left front cockpit, dark blue (with royal blue carpet)	1		
	579 525	DH	PANEL ASSEMBLY - Left front cockpit, raspberry/black (with raspberry carpet)	1		
	579 526	DH	PANEL ASSEMBLY - Left front cockpit, tan/seal (with brown carpet)	1		
	-58	68457-02	F	PANEL ASSEMBLY - Left center cockpit, red		1
		69413-02	AR	PANEL ASSEMBLY - Left center cockpit, red		1
		69558-02	Q	PANEL ASSEMBLY - Left center cockpit, red		1
99232-02		AQ	PANEL ASSEMBLY - Left center cockpit, red	1		
99232-08		L	PANEL ASSEMBLY - Left center cockpit, red	1		
580 420		AS	PANEL ASSEMBLY - Left center cockpit, red	1		
579 801		AT	PANEL ASSEMBLY - Left center cockpit, red	1		
68457-03		F	PANEL ASSEMBLY - Left center cockpit, brown	1		
69413-03		AR	PANEL ASSEMBLY - Left center cockpit, brown	1		
68457-04		F	PANEL ASSEMBLY - Left center cockpit, blue	1		
69413-04		AR	PANEL ASSEMBLY - Left center cockpit, blue	1		
69558-03		Q	PANEL ASSEMBLY - Left center cockpit, blue	1		
99232-03		AQ	PANEL ASSEMBLY - Left center cockpit, blue	1		
99232-09		L	PANEL ASSEMBLY - Left center cockpit, blue/green	1		
580 421		AS	PANEL ASSEMBLY - Left center cockpit, blue/green	1		
579 800		AT	PANEL ASSEMBLY - Left center cockpit, blue/green	1		
68457-05		P	PANEL ASSEMBLY - Left center cockpit, beige	1		
69413-05		AR	PANEL ASSEMBLY - Left center cockpit, beige	1		
69558-04		Q	PANEL ASSEMBLY - Left center cockpit, beige	1		
99232-04		AQ	PANEL ASSEMBLY - Left center cockpit, beige	1		
99232-10		L	PANEL ASSEMBLY - Left center cockpit, beige	1		
580 422		AS	PANEL ASSEMBLY - Left center cockpit, gold	1		
579 799		AT	PANEL ASSEMBLY - Left center cockpit, gold	1		
69413-06		AR	PANEL ASSEMBLY - Left center cockpit, black	1		
69558-05		Q	PANEL ASSEMBLY - Left center cockpit, black	1		
99232-05		AQ	PANEL ASSEMBLY - Left center cockpit, black	1		
99232-11		L	PANEL ASSEMBLY - Left center cockpit, black	1		
580 423		AS	PANEL ASSEMBLY - Left center cockpit, black	1		
579 798		AT	PANEL ASSEMBLY - Left center cockpit, black	1		
69558-06		Q	PANEL ASSEMBLY - Left center cockpit, green	1		
99232-07		AQ	PANEL ASSEMBLY - Left center cockpit, green	1		
99232-13		L	PANEL ASSEMBLY - Left center cockpit, green	1		
580 425		AS	PANEL ASSEMBLY - Left center cockpit, green	1		
579 796		AT	PANEL ASSEMBLY - Left center cockpit, green	1		

When ordering, always specify Part Number, Description and Serial Number of Aircraft

PIPER PARTS CATALOG

Figure and Index Number	Part Number	Code	NOMENCLATURE	No Req	SERIAL NUMBERS AFFECTED	
24-58	69558-07	Q	PANEL ASSEMBLY - Left center cockpit, white	1	32-7940150 and up	
	99232-06	AQ	PANEL ASSEMBLY - Left center cockpit, white	1		
	99232-12	L	PANEL ASSEMBLY - Left center cockpit, white	1		
	580 424	AS	PANEL ASSEMBLY - Left center cockpit, white	1		
	579 797	AW	PANEL ASSEMBLY - Left center cockpit, white	1		
	579 403	DC	PANEL ASSEMBLY - Left center cockpit, white/camel/black	1		
	579 531	DH	PANEL ASSEMBLY - Left center cockpit, olivetone	1		
	579 532	DV	PANEL ASSEMBLY - Left center cockpit, midnight blue	1		
	579 309	CU	PANEL ASSEMBLY - Left center cockpit, dark blue	1		
	579 533	DH	PANEL ASSEMBLY - Left center cockpit, raspberry/black	1		
	579 534	DH	PANEL ASSEMBLY - Left center cockpit, tan/seal	1		
	-59	68459-02	F	PANEL ASSEMBLY - Left rear cockpit, red		1
		69415-02	AR	PANEL ASSEMBLY - Left rear cockpit, red		1
		69559-02	Q	PANEL ASSEMBLY - Left rear cockpit, red		1
		99233-02	AQ	PANEL ASSEMBLY - Left rear cockpit, red		1
99233-08		L	PANEL ASSEMBLY - Left rear cockpit, red	1		
68459-03		F	PANEL ASSEMBLY - Left rear cockpit, brown	1		
69415-03		AR	PANEL ASSEMBLY - Left rear cockpit, brown	1		
68459-04		F	PANEL ASSEMBLY - Left rear cockpit, blue	1		
69415-04		AR	PANEL ASSEMBLY - Left rear cockpit, blue	1		
69559-03		Q	PANEL ASSEMBLY - Left rear cockpit, blue	1		
99233-03		AQ	PANEL ASSEMBLY - Left rear cockpit, blue	1		
99233-09		L	PANEL ASSEMBLY - Left rear cockpit, blue/green	1		
68459-05		P	PANEL ASSEMBLY - Left rear cockpit, beige	1		
69415-05		AR	PANEL ASSEMBLY - Left rear cockpit, beige	1		
69559-04		Q	PANEL ASSEMBLY - Left rear cockpit, beige	1		
99233-04		AQ	PANEL ASSEMBLY - Left rear cockpit, beige	1		
99233-10		L	PANEL ASSEMBLY - Left rear cockpit, beige	1		
69415-06		AR	PANEL ASSEMBLY - Left rear cockpit, black	1		
69559-05		O	PANEL ASSEMBLY - Left rear cockpit, black	1		
99233-05		AQ	PANEL ASSEMBLY - Left rear cockpit, black	1		
99233-11		L	PANEL ASSEMBLY - Left rear cockpit, black	1		
69559-06		Q	PANEL ASSEMBLY - Left rear cockpit, green	1		
99233-07		AQ	PANEL ASSEMBLY - Left rear cockpit, green	1		
99233-13		L	PANEL ASSEMBLY - Left rear cockpit, green	1		
69559-07		Q	PANEL ASSEMBLY - Left rear cockpit, white	1		
99233-06	AQ	PANEL ASSEMBLY - Left rear cockpit, white	1			
99233-12	L	PANEL ASSEMBLY - Left rear cockpit, white	1			
-60	68460-02	F	PANEL ASSEMBLY - Right front cockpit, red	1		
	69416-02	AR	PANEL ASSEMBLY - Right front cockpit, red	1		
	69582-02	Q	PANEL ASSEMBLY - Right front cockpit, red	1		
	99235-02	AQ	PANEL ASSEMBLY - Right front cockpit, red	1		
	99235-08	L	PANEL ASSEMBLY - Right front cockpit, red	1		
	580 444	AS	PANEL ASSEMBLY - Right front cockpit, red	1		
	579 789	AW	PANEL ASSEMBLY - Right front cockpit, red	1		
	579 667	CT	PANEL ASSEMBLY - Right front cockpit, red	1		
	579 597	CS	PANEL ASSEMBLY - Right front cockpit, red	1		
	68460-03	F	PANEL ASSEMBLY - Right front cockpit, brown	1		
	69416-03	AR	PANEL ASSEMBLY - Right front cockpit, brown	1		
	68460-04	F	PANEL ASSEMBLY - Right front cockpit, blue	1		
	69416-04	AR	PANEL ASSEMBLY - Right front cockpit, blue	1		
	69582-03	Q	PANEL ASSEMBLY - Right front cockpit, blue	1		
	99235-03	AQ	PANEL ASSEMBLY - Right front cockpit, blue	1		
	99235-09	L	PANEL ASSEMBLY - Right front cockpit, blue/green	1		
	580 445	AS	PANEL ASSEMBLY - Right front cockpit, blue/green	1		
	579 788	AW	PANEL ASSEMBLY - Right front cockpit, blue/green	1		
	579 668	CT	PANEL ASSEMBLY - Right front cockpit, blue/green	1		
	579 598	CS	PANEL ASSEMBLY - Right front cockpit, blue/green	1		

When ordering, always specify Part Number, Description and Serial Number of Aircraft

PIPER PARTS CATALOG

Figure and Index Number	Part Number	Code	NOMENCLATURE	No Req.	SERIAL NUMBERS AFFECTED
24-60	68460-05	P	PANEL ASSEMBLY - Right front cockpit, beige	1	
	69416-05	AR	PANEL ASSEMBLY - Right front cockpit, beige	1	
	69582-04	Q	PANEL ASSEMBLY - Right front cockpit, beige	1	
	99235-04	AQ	PANEL ASSEMBLY - Right front cockpit, beige	1	
	99235-10	L	PANEL ASSEMBLY - Right front cockpit, beige	1	
	580 446	AS	PANEL ASSEMBLY - Right front cockpit, gold	1	
	579 787	AW	PANEL ASSEMBLY - Right front cockpit, gold	1	
	579 669	CT	PANEL ASSEMBLY - Right front cockpit, gold	1	
	579 599	CS	PANEL ASSEMBLY - Right front cockpit, gold	1	
	69416-06	AR	PANEL ASSEMBLY - Right front cockpit, black	1	
	69582-05	Q	PANEL ASSEMBLY - Right front cockpit, black	1	
	99235-05	AQ	PANEL ASSEMBLY - Right front cockpit, black	1	
	99235-11	L	PANEL ASSEMBLY - Right front cockpit, black	1	
	580 447	AS	PANEL ASSEMBLY - Right front cockpit, black	1	
	579 786	AW	PANEL ASSEMBLY - Right front cockpit, black	1	
	579 670	CT	PANEL ASSEMBLY - Right front cockpit, black	1	
	579 600	CS	PANEL ASSEMBLY - Right front cockpit, black	1	
	69582-06	Q	PANEL ASSEMBLY - Right front cockpit, green	1	
	99235-07	AQ	PANEL ASSEMBLY - Right front cockpit, green	1	
	99235-13	L	PANEL ASSEMBLY - Right front cockpit, green	1	
	580 449	AS	PANEL ASSEMBLY - Right front cockpit, green	1	
	579 784	AW	PANEL ASSEMBLY - Right front cockpit, green	1	
	579 672	CT	PANEL ASSEMBLY - Right front cockpit, green	1	
	579 601	CS	PANEL ASSEMBLY - Right front cockpit, green	1	
	69582-07	Q	PANEL ASSEMBLY - Right front cockpit, white	1	
	99235-06	AQ	PANEL ASSEMBLY - Right front cockpit, white	1	
	99235-12	L	PANEL ASSEMBLY - Right front cockpit, white	1	
	580 448	AS	PANEL ASSEMBLY - Right front cockpit, white	1	
	579 785	AW	PANEL ASSEMBLY - Right front cockpit, white	1	
	579 405	DC	PANEL ASSEMBLY - Right front cockpit, white/camel/black (with heather carpet)	1	
	580 734	DG	PANEL ASSEMBLY - Right front cockpit, white/camel/black (with monaco carpet)	1	
	579 539	DH	PANEL ASSEMBLY - Right front cockpit, olivetone (with palm carpet)	1	
	579 540	DV	PANEL ASSEMBLY - Right front cockpit, midnight blue (with royal blue carpet)	1	
	579 311	CU	PANEL ASSEMBLY - Right front cockpit, dark blue (with royal blue carpet)	1	
579 541	DH	PANEL ASSEMBLY - Right front cockpit, raspberry/black (with raspberry carpet)	1	32-7940150 and up	
579 542	DH	PANEL ASSEMBLY - Right front cockpit, tan/seal (with brown carpet)	1		
-61	68473-03	F	PANEL ASSEMBLY - Right center cockpit, red	1	
	69418-02	AR	PANEL ASSEMBLY - Right center cockpit, red	1	
	69560-02	Q	PANEL ASSEMBLY - Right center cockpit, red	1	
	99236-02	AQ	PANEL ASSEMBLY - Right center cockpit, red	1	
	99236-08	L	PANEL ASSEMBLY - Right center cockpit, red	1	
	580 456	AS	PANEL ASSEMBLY - Right center cockpit, red	1	
	579 777	AT	PANEL ASSEMBLY - Right center cockpit, red	1	
	68473-03	F	PANEL ASSEMBLY - Right center cockpit, brown	1	
	69418-03	AR	PANEL ASSEMBLY - Right center cockpit, brown	1	
	68473-04	F	PANEL ASSEMBLY - Right center cockpit, blue	1	
	69418-04	AR	PANEL ASSEMBLY - Right center cockpit, blue	1	
	69560-03	Q	PANEL ASSEMBLY - Right center cockpit, blue	1	
	99236-03	AQ	PANEL ASSEMBLY - Right center cockpit, blue	1	
	99236-09	L	PANEL ASSEMBLY - Right center cockpit, blue/green	1	
	580 457	AS	PANEL ASSEMBLY - Right center cockpit, blue/green	1	
	579 776	AT	PANEL ASSEMBLY - Right center cockpit, blue/green	1	

When ordering, always specify Part Number, Description and Serial Number of Aircraft

PIPER PARTS CATALOG

Figure and Index Number	Part Number	Code	NOMENCLATURE	No. Req	SERIAL NUMBERS AFFECTED	
24-61	68473-05	P	PANEL ASSEMBLY - Right center cockpit, beige	1		
	69418-05	AR	PANEL ASSEMBLY - Right center cockpit, beige	1		
	69560-04	Q	PANEL ASSEMBLY - Right center cockpit, beige	1		
	99236-04	AQ	PANEL ASSEMBLY - Right center cockpit, beige	1		
	99236-10	L	PANEL ASSEMBLY - Right center cockpit, beige	1		
	580 458	AS	PANEL ASSEMBLY - Right center cockpit, gold	1		
	579 775	AT	PANEL ASSEMBLY - Right center cockpit, gold	1		
	69418-06	AR	PANEL ASSEMBLY - Right center cockpit, black	1		
	69560-05	Q	PANEL ASSEMBLY - Right center cockpit, black	1		
	99236-05	AQ	PANEL ASSEMBLY - Right center cockpit, black	1		
	99236-11	L	PANEL ASSEMBLY - Right center cockpit, black	1		
	580 459	AS	PANEL ASSEMBLY - Right center cockpit, black	1		
	579 774	AT	PANEL ASSEMBLY - Right center cockpit, black	1		
	69560-06	Q	PANEL ASSEMBLY - Right center cockpit, green	1		
	99236-07	AQ	PANEL ASSEMBLY - Right center cockpit, green	1		
	99236-13	L	PANEL ASSEMBLY - Right center cockpit, green	1		
	580 461	AS	PANEL ASSEMBLY - Right center cockpit, green	1		
	579 772	AT	PANEL ASSEMBLY - Right center cockpit, green	1		
	69560-07	Q	PANEL ASSEMBLY - Right center cockpit, white	1		
	99236-06	AQ	PANEL ASSEMBLY - Right center cockpit, white	1		
	99236-12	L	PANEL ASSEMBLY - Right center cockpit, white	1		
	580 460	AS	PANEL ASSEMBLY - Right center cockpit, white	1		
	579 773	AW	PANEL ASSEMBLY - Right center cockpit, white	1		
	579 407	DC	PANEL ASSEMBLY - Right center cockpit, white/camel/black	1		
	579 547	DH	PANEL ASSEMBLY - Right center cockpit, olivetone	1		
	579 548	DV	PANEL ASSEMBLY - Right center cockpit, midnight blue	1		
	579 313	CU	PANEL ASSEMBLY - Right center cockpit, dark blue	1	32-7940150 and up	
	579 549	DH	PANEL ASSEMBLY - Right center cockpit, raspberry/black	1		
	579 550	DH	PANEL ASSEMBLY - Right center cockpit, tan/seal	1		
	-62	68476-02	F	PANEL ASSEMBLY - Right rear cockpit, red	1	
		69419-02	AR	PANEL ASSEMBLY - Right rear cockpit, red	1	
		69561-02	Q	PANEL ASSEMBLY - Right rear cockpit, red	1	
		99237-02	AQ	PANEL ASSEMBLY - Right rear cockpit, red	1	
99237-08		L	PANEL ASSEMBLY - Right rear cockpit, red	1		
580 462		AS	PANEL ASSEMBLY - Right rear cockpit, red	1		
579 759		AT	PANEL ASSEMBLY - Right rear cockpit, red	1		
68476-03		F	PANEL ASSEMBLY - Right rear cockpit, brown	1		
69419-03		AR	PANEL ASSEMBLY - Right rear cockpit, brown	1		
68476-04		F	PANEL ASSEMBLY - Right rear cockpit, blue	1		
69419-04		AR	PANEL ASSEMBLY - Right rear cockpit, blue	1		
69561-03		Q	PANEL ASSEMBLY - Right rear cockpit, blue	1		
99237-03		AQ	PANEL ASSEMBLY - Right rear cockpit, blue	1		
99237-09		L	PANEL ASSEMBLY - Right rear cockpit, blue/green	1		
580 463		AS	PANEL ASSEMBLY - Right rear cockpit, blue/green	1		
579 758		AT	PANEL ASSEMBLY - Right rear cockpit, blue/green	1		
68476-05		P	PANEL ASSEMBLY - Right rear cockpit, beige	1		
69419-05		AR	PANEL ASSEMBLY - Right rear cockpit, beige	1		
69561-04		Q	PANEL ASSEMBLY - Right rear cockpit, beige	1		
99237-04		AQ	PANEL ASSEMBLY - Right rear cockpit, beige	1		
99237-10		L	PANEL ASSEMBLY - Right rear cockpit, beige	1		
580 464		AS	PANEL ASSEMBLY - Right rear cockpit, gold	1		
579 757		AT	PANEL ASSEMBLY - Right rear cockpit, gold	1		
69419-06		AR	PANEL ASSEMBLY - Right rear cockpit, black	1		
69561-05		Q	PANEL ASSEMBLY - Right rear cockpit, black	1		
99237-05		AQ	PANEL ASSEMBLY - Right rear cockpit, black	1		
99237-11		L	PANEL ASSEMBLY - Right rear cockpit, black	1		
580 465		AS	PANEL ASSEMBLY - Right rear cockpit, black	1		
579 756		AT	PANEL ASSEMBLY - Right rear cockpit, black	1		

When ordering, always specify Part Number, Description and Serial Number of Aircraft

PIPER PARTS CATALOG

Figure and Index Number	Part Number	Code	NOMENCLATURE	No Req	SERIAL NUMBERS AFFECTED
24-62	69561-06	Q	PANEL ASSEMBLY - Right rear cockpit, green	1	
	99237-07	AQ	PANEL ASSEMBLY - Right rear cockpit, green	1	
	99237-13	L	PANEL ASSEMBLY - Right rear cockpit, green	1	
	580 467	AS	PANEL ASSEMBLY - Right rear cockpit, green	1	
	579 754	AT	PANEL ASSEMBLY - Right rear cockpit, green	1	
	69561-07	Q	PANEL ASSEMBLY - Right rear cockpit, white	1	
	99237-06	AQ	PANEL ASSEMBLY - Right rear cockpit, white	1	
	99237-12	L	PANEL ASSEMBLY - Right rear cockpit, white	1	
	580 466	AS	PANEL ASSEMBLY - Right rear cockpit, white	1	
	579 755	AW	PANEL ASSEMBLY - Right rear cockpit, white	1	
	579 408	DC	PANEL ASSEMBLY - Right rear cockpit, white/camel/black	1	
	579 551	DH	PANEL ASSEMBLY - Right rear cockpit, olivetone	1	
	579 552	DV	PANEL ASSEMBLY - Right rear cockpit, midnight blue	1	
	579 314	CU	PANEL ASSEMBLY - Right rear cockpit, dark blue	1	32-7940150 and up
	579 553	DH	PANEL ASSEMBLY - Right rear cockpit, raspberry/black	1	
	579 554	DH	PANEL ASSEMBLY - Right rear cockpit, tan/seal	1	
-63	68547-02	AV	RETAINER - Left rear	1	
	68547-03	AY	RETAINER - Right rear	1	
-64	68484-00	F	PAN - Armrest, left front	1	
	68484-02	F	PAN - Armrest, left rear	1	
	68484-01	F	PAN - Armrest, right	1	
	65768-00	F,AX	PAN - Armrest, left rear	1	
	65768-01	F,AX	PAN - Armrest, right rear	1	
-65	68492-02	F	PAD - Grip armrest, left ,red	2	
	68492-06	F	PAD - Grip armrest, left, brown	2	
	68492-10	F	PAD - Grip armrest, left, blue	2	
	68492-14	P	PAD - Grip armrest, left, beige	2	
	68492-03	F	PAD - Grip armrest, right, red	2	
	68492-07	F	PAD - Grip armrest, right, brown	2	
	68492-11	F	PAD - Grip armrest, right, blue	2	
	68492-16	P	PAD - Grip armrest, right ,beige	2	
-65a	66710-16	T,BX	HOUSING ASSEMBLY - Armrest, left	2	
	66710-17	T,BX	HOUSING ASSEMBLY - Armrest, right	2	
-65b	763 003	T,BX	* ASH TRAY - (S-25-AR-C)	1	
-65c	66710-44	X,DB	PAD - Armrest	4	
	66710-21	AR	PAD - Armrest, brown	4	
	66710-26	CQ	PAD - Armrest, white	4	
	580 731	DC	PAD - Armrest, camel	4	
	579 507	DH	PAD - Armrest, olivetone	4	
	579 508	DV	PAD - Armrest, midnight blue	4	
	579 474	CU	PAD - Armrest, dark blue	4	32-7940150 and up
	579 509	DH	PAD - Armrest, black	4	
	579 510	DH	PAD - Armrest, tan	4	
-65d	419 594	T	SCREW - (AN530-10R36)	8	
-66	453 141	F,W	BOX - Ash (947478)	4	
-67	65286-05	F	KNOB - Ash box, red	4	
	65286-07	F	KNOB - Ash box, brown	4	
	65286-06	F	KNOB - Ash box, blue	4	
	65286-08	P	KNOB - Ash box, tan	4	
-68	484 385	F	RETAINER - Ash box	4	
-69	65304-00	F	PANEL - Ash box	4	
-70	62353-04	F	LOOP ASSEMBLY - Assist	2	
	62353-05	BA	LOOP ASSEMBLY - Assist	2	
	79455-00	BB	LOOP ASSEMBLY - Assist	2	
-71	65868-00	H	ROD - Sun visor	2	
-72	65869-00	H	BEARING - Sun visor	2	
-73	65870-00	H	CLIP - Sun visor, upper left and lower right	2	
-74	65871-00	H	CLIP - Sun visor, lower left and upper right	2	

When ordering, always specify Part Number, Description and Serial Number of Aircraft

PIPER PARTS CATALOG

Figure and Index Number	Part Number	Code	NOMENCLATURE	No Req.	SERIAL NUMBERS AFFECTED
24-75	65866-02	CX	BLADE - Sun visor	2	
	69958-02	CY	BLADE - Sun visor, pilot	1	
	69957-02	AJ	BLADE - Sun visor, pilot	1	32-7600022 and up
	65866-02	CZ	BLADE - Sun visor, co-pilot	1	
-76	99121-00		PLACARD ASSEMBLY - Alternate static correlation	1	
-77	99737-02	L	COVER ASSEMBLY - Inertia reel, forward, left	1	
	78054-02	AG	COVER ASSEMBLY - Inertia reel, forward, left	1	
	99801-00	L	COVER ASSEMBLY - Inertia reel, forward, right	1	
	99801-02	AG	COVER ASSEMBLY - Inertia reel, forward, right	1	
-78	99734-02	E	PANEL - Inertia reel cover, left rear	1	
	96921-03	A,D	PANEL - Inertia reel cover, left rear	1	
	99733-02	AE	PANEL - Inertia reel cover, right rear	1	
	78587-00	AT	PANEL - Inertia reel cover, right rear	1	
-79	78117-00	AG	RETAINER - Glare shield, left	1	
-80	78118-00	AG	RETAINER - Glare shield, right	1	
-81	68708-00	BC	BLADE AND TUBE ASSEMBLY - Sun visor, left	1	
	68708-01	BC	BLADE AND TUBE ASSEMBLY - Sun visor, right	1	
-82	68017-00		COVER - Aft tunnel	1	
-83	76221-00	BD	CLIP - Shoulder harness retaining	1	
-84	69363-00	BG	PLACARD - Rudder trim	1	
-85	69192-00		PLACARD - Fuel, passenger operating limitations	1	
-86	67325-00	AU	GRIP - Handhold, black	2	
-87	68993-00	A,B	SILL - Lower cargo hatch	1	
	69189-00	A,AD	SILL - Lower cargo hatch	1	
-88	63142-34	A	TRIM STRIP - Cargo door windlacing, top	1	
-89	69097-00	F	PLACARD - Operating limitations	1	
-90	99991-00	BK	COVER - Transponder antenna cable	1	
-91	79125-00	AG	CAP - Trim, left	1	
	79125-01	AG	CAP - Trim, right	1	
-92	96866-00	BE,BF	PLATE - Strike	1	
-93	65410-02	AJ,BM	COVER ASSEMBLY - Fuel selector control, lower, brown	1	32-1 to 32-875 inclusive
	65410-03	AJ,BL	COVER ASSEMBLY - Fuel selector control, lower, blue	1	32-1 to 32-875 inclusive
	65410-06	AJ,BL	COVER ASSEMBLY - Fuel selector control, lower, red	1	32-1 to 32-875 inclusive
	69090-02	Y,BM	COVER ASSEMBLY - Fuel selector control, lower, brown	1	
	69090-03	Y,BL	COVER ASSEMBLY - Fuel selector control, lower, blue	1	
	69090-04	Y,BL	COVER ASSEMBLY - Fuel selector control, lower, red	1	
	69090-05	P,BM	COVER ASSEMBLY - Fuel selector control, lower, black	1	
	69442-02	BL,BN	COVER ASSEMBLY - Fuel selector control, lower, red	1	
	69442-03	Q,BM	COVER ASSEMBLY - Fuel selector control, lower, blue	1	
	69442-04	BL,BN	COVER ASSEMBLY - Fuel selector control, lower, tan	1	
	69442-05	BM,BN	COVER ASSEMBLY - Fuel selector control, lower, black	1	
	69442-06	BL,BN	COVER ASSEMBLY - Fuel selector control, lower, green	1	
	69442-07	BL,BN	COVER ASSEMBLY - Fuel selector control, lower, white	1	
	69442-09	BL,BN	COVER ASSEMBLY - Fuel selector control, lower, blue/green	1	
	69652-04	DL	COVER ASSEMBLY - Fuel selector control, lower, white	1	
	69652-10	BN	COVER ASSEMBLY - Fuel selector control, lower, blue	1	
	69652-11	BT	COVER ASSEMBLY - Fuel selector control, lower, brown	1	
	69652-12	X,BG	COVER ASSEMBLY - Fuel selector control, lower	1	

When ordering, always specify Part Number, Description and Serial Number of Aircraft

PIPER PARTS CATALOG

Figure and Index Number	Part Number	Code	NOMENCLATURE	No. Req.	SERIAL NUMBERS AFFECTED
24-94	65406-10	AJ,BU	COVER ASSEMBLY - Console, brown (less lower fuel selector control)	1	32-1 to 32-875 inclusive
	69091-04	Y,BU	COVER ASSEMBLY - Console, brown (less lower fuel selector control)	1	
	65406-11	AJ,BU	COVER ASSEMBLY - Console, blue (less lower fuel selector control)	1	32-1 to 32-875 inclusive
	69091-03	Y,BU	COVER ASSEMBLY - Console, blue (less lower fuel selector control)	1	
	65406-12	AJ,BU	COVER ASSEMBLY - Console, red (less lower fuel selector control)	1	32-1 to 32-875 inclusive
	69091-02	Y,BU	COVER ASSEMBLY - Console, red (less lower fuel selector control)	1	
	69091-09	BR,BU	COVER ASSEMBLY - Console, black (less lower fuel selector control)	1	
	69673-02	BQ	COVER ASSEMBLY - Console, red (less lower fuel selector control)	1	
	69673-03	BQ	COVER ASSEMBLY - Console, blue (less lower fuel selector control)	1	
	69673-04	BQ	COVER ASSEMBLY - Console, black (less lower fuel selector control)	1	
	69673-05	BQ	COVER ASSEMBLY - Console, brown (less lower fuel selector control)	1	
	69441-16	AR,BL	COVER ASSEMBLY - Console, red (with lower fuel selector control)	1	
	69441-17	AR,BV	COVER ASSEMBLY - Console, blue (with lower fuel selector control)	1	
	69441-20	AR,BV	COVER ASSEMBLY - Console, brown (with lower fuel selector control)	1	
	69441-18	AR,BL	COVER ASSEMBLY - Console, tan (with lower fuel selector control)	1	
	69441-19	AR,BL	COVER ASSEMBLY - Console, black (with lower fuel selector control)	1	
	69441-02	BL,BN	COVER ASSEMBLY - Console, red (less lower fuel selector control)	1	
	69441-03	Q,BV	COVER ASSEMBLY - Console, blue (less lower fuel selector control)	1	
	69441-04	BL,BN	COVER ASSEMBLY - Console, tan (less lower fuel selector control)	1	
	69441-05	BL,BN	COVER ASSEMBLY - Console, black (less lower fuel selector control)	1	
	69441-06	BL,BN	COVER ASSEMBLY - Console, green (less lower fuel selector control)	1	
	69441-07	BL,BN	COVER ASSEMBLY - Console, white (less lower fuel selector control)	1	
	69441-22	BL,BW	COVER ASSEMBLY - Console, blue/green (less lower fuel selector control)	1	
	69654-02	DK	COVER ASSEMBLY - Console, green (less lower fuel selector control)	1	
	69654-03	DL	COVER ASSEMBLY - Console, white (less lower fuel selector control)	1	
	69654-04	DK	COVER ASSEMBLY - Console, tan (less lower fuel selector control)	1	
	69654-05	DK	COVER ASSEMBLY - Console, red (less Lower fuel selector control)	1	
	69654-07	DK	COVER ASSEMBLY - Console, black (less lower fuel selector control)	1	
	69654-09	DK	COVER ASSEMBLY - Console, blue/green (less lower fuel selector control)	1	

When ordering, always specify Part Number, Description and Serial Number of Aircraft

PIPER PARTS CATALOG

Figure and Index Number	Part Number	Code	NOMENCLATURE	No Req.	SERIAL NUMBERS AFFECTED
24-94	69654-06	BY	COVER ASSEMBLY - Console, blue (less lower fuel selector control)	1	
	69654-08	BY	COVER ASSEMBLY - Console, brown (less lower fuel selector control)	1	
	69654-19	DC,DT	COVER ASSEMBLY - Console (less lower fuel selector control)	1	
-95	65397-00	AJ,BL	* PLACARD - Fuel selector	1	32-1 to 32-875 inclusive
	69086-00	BL,CA	* PLACARD - Fuel selector	1	
-96	65219-00	F	* PLACARD - Rudder trim	1	
	69363-00	BZ	* PLACARD - Rudder trim	1	
-97	69344-24	AJ	COVER ASSEMBLY - Engine control, black	1	32-1111 to 32-7200055 incl
	69344-24	AJ	COVER ASSEMBLY - Engine control, red	1	32-1111 to 32-7200055 incl
	69344-04	AJ	COVER ASSEMBLY - Engine control, blue	1	32-1111 to 32-1320 inclusive
	69344-05	AJ	COVER ASSEMBLY - Engine control, brown	1	32-1111 to 32-1250 inclusive
	69344-24	AJ	COVER ASSEMBLY - Engine control, tan	1	32-1111 to 32-7200055 incl
	69344-24	AJ	COVER ASSEMBLY - Engine control, green	1	32-1251 to 32-7200055 incl
	69344-13	AJ	COVER ASSEMBLY - Engine control, white	1	32-1251 to 32-7200055 incl
	69344-24	AJ	COVER ASSEMBLY - Engine control, blue/green	1	32-7100001 to 32-7200055 incl
	69344-07	CC,CD	COVER ASSEMBLY - Engine control, black	1	
	69344-08	CC,CD	COVER ASSEMBLY - Engine control, red	1	
	69344-09	CK,CL	COVER ASSEMBLY - Engine control, blue	1	
	69344-10	CF,CG	COVER ASSEMBLY - Engine control, brown	1	
	69344-11	CC,CD	COVER ASSEMBLY - Engine control, tan	1	
	69344-14	CH,CJ	COVER ASSEMBLY - Engine control, green	1	
	69344-15	CH,CJ	COVER ASSEMBLY - Engine control, white	1	
	69344-17	CB,CE	COVER ASSEMBLY - Engine control, blue/green	1	
	69344-28	X,BB	COVER ASSEMBLY - Engine control	1	
	69344-22	K	COVER ASSEMBLY - Engine control, white	1	
-97a	79472-00	BB	* STOP ASSEMBLY - Mixture control	1	
-97b	69345-00	AJ	* PLACARD - Engine controls	1	32-1111 to 32-7200055 incl
	69341-00	CC,CD	* PLACARD - Engine controls	1	
-97c	69669-44	BB	PLACARD - Engine controls	1	
-98	68736-02	AJ	CUP - Air vent, red	4	32-48 to 32-450 inclusive
	68736-03	AJ	CUP - Air vent, brown	4	32-48 to 32-450 inclusive
	68736-04	AJ	CUP - Air vent, blue	4	32-48 to 32-450 inclusive
	65735-03	AM	CUP - Air vent, brown	4	
	65735-04	AN	CUP - Air vent, blue	4	
	65735-18	X,AL	CUP - Air vent	4	
	65735-12	CQ	CUP - Air vent, white	4	
-99	69359-07	AU	COVER - Switch plate, black	1	
	69359-08	AU	COVER - Switch plate, red	1	
	69359-09	AC	COVER - Switch plate, blue	1	
	69359-10	CF,CM	COVER - Switch plate, brown	1	
	69359-11	AU	COVER - Switch plate, tan	1	
	69359-14	CN	COVER - Switch plate, green	1	
	69359-15	CN	COVER - Switch plate, white	1	
	69359-16	CO	COVER - Switch plate, blue/green	1	
	69359-17	X,AS	COVER ASSEMBLY - Switch plate	1	
	79182-02	X,DF	COVER - Switch plate	1	
	69976-03	X,DH	COVER - Switch plate, lighted	1	
-100	69588-00	CW	PLACARD - Flight operation limitations	1	32-7700001 and up
	69669-146	AJ	PLACARD - Flight operation limitations	1	
	69669-86	AF	PLACARD - Flight operation limitations	1	
	69669-146	DN	PLACARD - Flight operation limitations	1	
-101	65865-00	H	RETAINER - Sun visor	2	
-102	79404-00	BB	COVER - Trim, radio cooling	1	
-103	79440-00	CP	RETAINER ASSEMBLY - Rear seat leg	4	
-104	79456-00	BB	CAP - Assist strap	2	
-105	67786-00		PLACARD - Stabilator trim	1	

When ordering, always specify Part Number, Description and Serial Number of Aircraft

PIPER PARTS CATALOG

Figure and Index Number	Part Number	Code	NOMENCLATURE	No. Req.	SERIAL NUMBERS AFFECTED
24-106	38193-00	DU	COVER ASSEMBLY - Baggage compartment	1	32R-7680001 to 32R-7780002 incl 32R-7780003 and up
	38193-04	DU	COVER ASSEMBLY - Baggage compartment	1	
-107	69669-87	Z	PLACARD - Fuel selector	1	
	69653-00	BO	PLACARD - Fuel selector	1	
-108	69669-84	N	PLACARD - Gear override latch	1	
-109	67702-00	N	PLACARD - Emergency gear lever	1	
-110	69669-85	N	PLACARD - Override instructions	1	
-111	66787-00		PLACARD - Cabin bulkhead	1	
-112	415 376		SCREW - (MS51957-27)	4	
	477 696		DOME NUT - (8061-NP)	4	
-113	99790-00		PAD - Shoulder strap attachment	1	
-114	515 710	W,AG	SCREW - (PS10084-44-2)	2	
	407 562	W,AG	WASHER - (AN960-6)	2	
	404 909	W,AG	NUT - (MS20365-632C)	2	
-115	69669-184	DH	PLACARD - Dimmer	1	
-116	36588-04		SCREW AND POST ASSEMBLY - Retainer	1	
-117	484 691		RIVET - Plastic (201-120751-00-0103)	2	

When ordering, always specify Part Number, Description and Serial Number of Aircraft

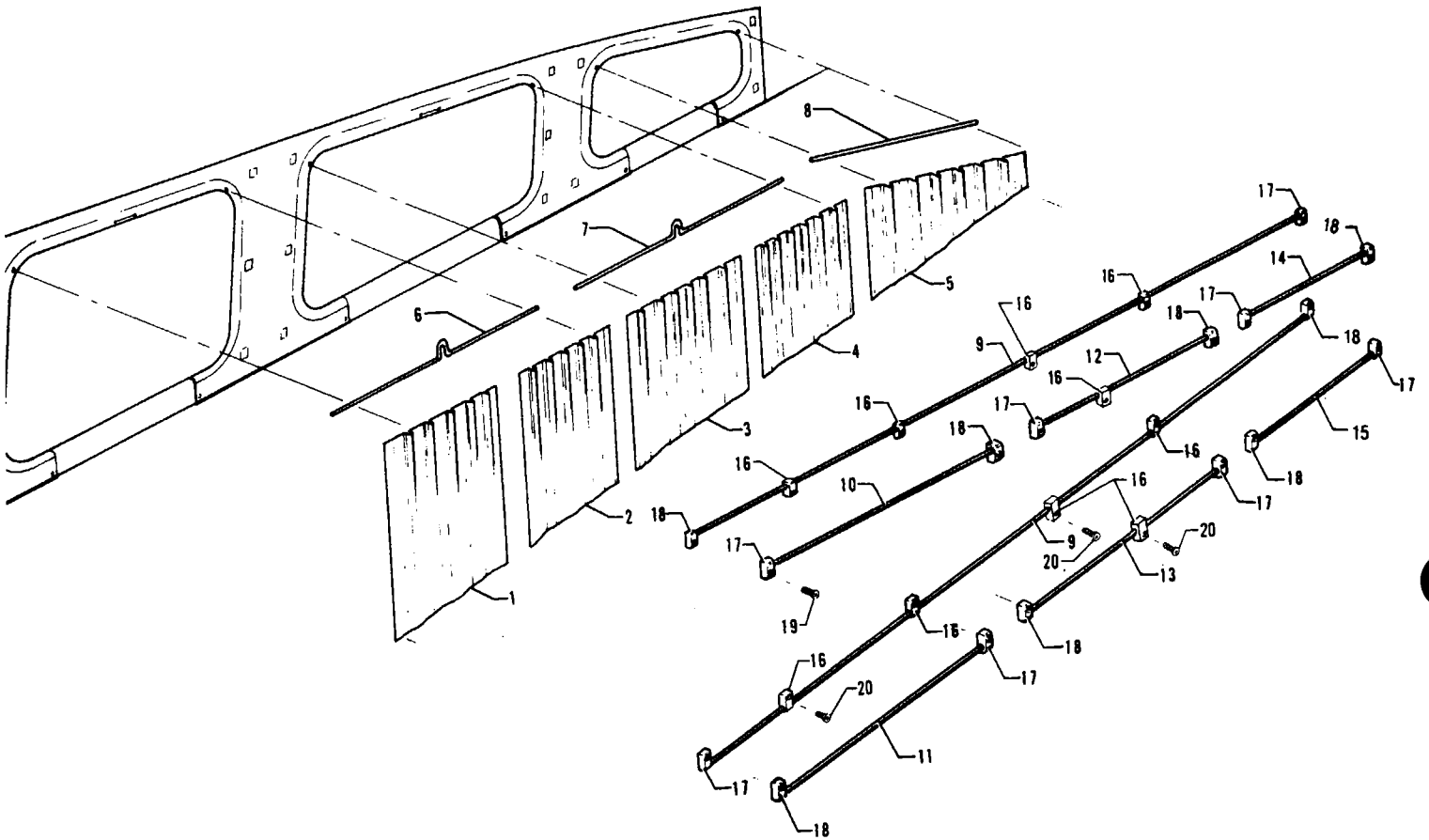


Figure 24A Window Curtains Installation
(PA-32-260 - Serial Nos 32-7700001 and up)
(PA-32-300 - Serial Nos 32-7740001 and up)
(PA-32R-300 - Serial Nos 32R-7780001 and up)

PIPER PARTS CATALOG

CODE EXPLANATIONS FOR FIGURE 24A

- A - Used on PA-32-260 with serial numbers 32-7700001 and up, PA-32-300 with serial numbers 32-7740001 and up, and PA-32R-300 with serial numbers 32R-7780001 and up.
- B - Used on PA-32-260 with serial numbers 32-7700001 to 32-7700023 inclusive, PA-32-300 with serial numbers 32-7740001 to 32-7740113 inclusive, and PA-32R-300 with serial numbers 32R-7780001 to 32R-7780549 inclusive
- C - Used on PA-32-260 with serial numbers 32-7800001 and up, PA-32-300 with serial numbers 32-7840001 and up, and PA-32R-300 with serial numbers 32R-7880001 and up
- W - These parts must be ordered from Service Spares Department, Piper Aircraft Corporation, Lock Haven, Penna

PIPER PARTS CATALOG

Figure and Index Number	Part Number	Code	NOMENCLATURE	No. Req.	SERIAL NUMBERS AFFECTED
24A-	79721	B	DRAWING - Curtain and Rod Installation		
	67955	C	DRAWING - Curtain and Rod Installation		
-1	79721-11	B	CURTAIN ASSEMBLY - Window, center front, left	1	
	67968-02	C	CURTAIN ASSEMBLY - Window, center front, left	1	
	79721-10	B	CURTAIN ASSEMBLY - Window, center front, right	1	
	67968-03	C	CURTAIN ASSEMBLY - Window, center front, right	1	
-2	79721-13	B	CURTAIN ASSEMBLY - Window, center rear, left	1	
	67968-04	C	CURTAIN ASSEMBLY - Window, center rear, left	1	
	79721-12	B	CURTAIN ASSEMBLY - Window, center rear, right	1	
	67968-05	C	CURTAIN ASSEMBLY - Window, center rear, right	1	
-3	79721-15	B	CURTAIN ASSEMBLY - Window, center front, left	1	
	67968-06	C	CURTAIN ASSEMBLY - Window, center front, left	1	
	79721-14	B	CURTAIN ASSEMBLY - Window, center front, right	1	
	67968-07	C	CURTAIN ASSEMBLY - Window, center front, right	1	
-4	79721-17	B	CURTAIN ASSEMBLY - Window, center rear, left	1	
	67968-08	C	CURTAIN ASSEMBLY - Window, center rear, left	1	
	79721-16	B	CURTAIN ASSEMBLY - Window, center rear, right	1	
	67968-09	C	CURTAIN ASSEMBLY - Window, center rear, right	1	
-5	79721-19	B	CURTAIN ASSEMBLY - Window, rear, left	1	
	67968-10	C	CURTAIN ASSEMBLY - Window, rear, left	1	
	79721-18	B	CURTAIN ASSEMBLY - Window, rear, right	1	
	67968-11	C	CURTAIN ASSEMBLY - Window, rear, right	1	
-6	79702-02	B	ROD - Window curtain, center, right	1	
-7	79702-08	B	ROD - Window curtain, center, right	1	
-8	79702-06	B	ROD - Window curtain, rear, right	1	
-9	67969-05		ROD - Window curtain, top and bottom, right	2	
-10	79702-02	B	ROD - Window curtain, center, left	1	
	67969-08	C	ROD - Window curtain, center, top, left	1	
-11	67969-07	C	ROD - Window curtain, center, bottom, left	1	
-12	79702-03	B	ROD - Window curtain, center, left	1	
	67969-10	C	ROD - Window curtain, center, top, left	1	
-13	67969-09	C	ROD - Window curtain, center, bottom, left	1	
-14	79702-06	B	ROD - Window curtain, rear, top, left	1	
	67969-12	C	ROD - Window curtain, rear, top, left	1	
-15	67969-11	C	ROD - Window curtain, rear, bottom, left	1	
-16	67969-04	C	BRACKET - Window rod attachment, right, top and bottom	10	
-17	67969-03	C	BRACKET - Window rod attachment	8	
-18	67969-02	C	BRACKET - Window rod attachment	8	
-19	415 539	C,W	SCREW - (MS35206-249)	23	
	477 778	C	NUT - (PS10062-6-2)	23	
-20	419 596	C	SCREW - (AN530-10R12)	3	
	407 564	C,W	WASHER - (AN960-10)	3	

When ordering, always specify Part Number and Serial Number of Aircraft

**1G22 THRU 1G24
INTENTIONALLY LEFT BLANK**

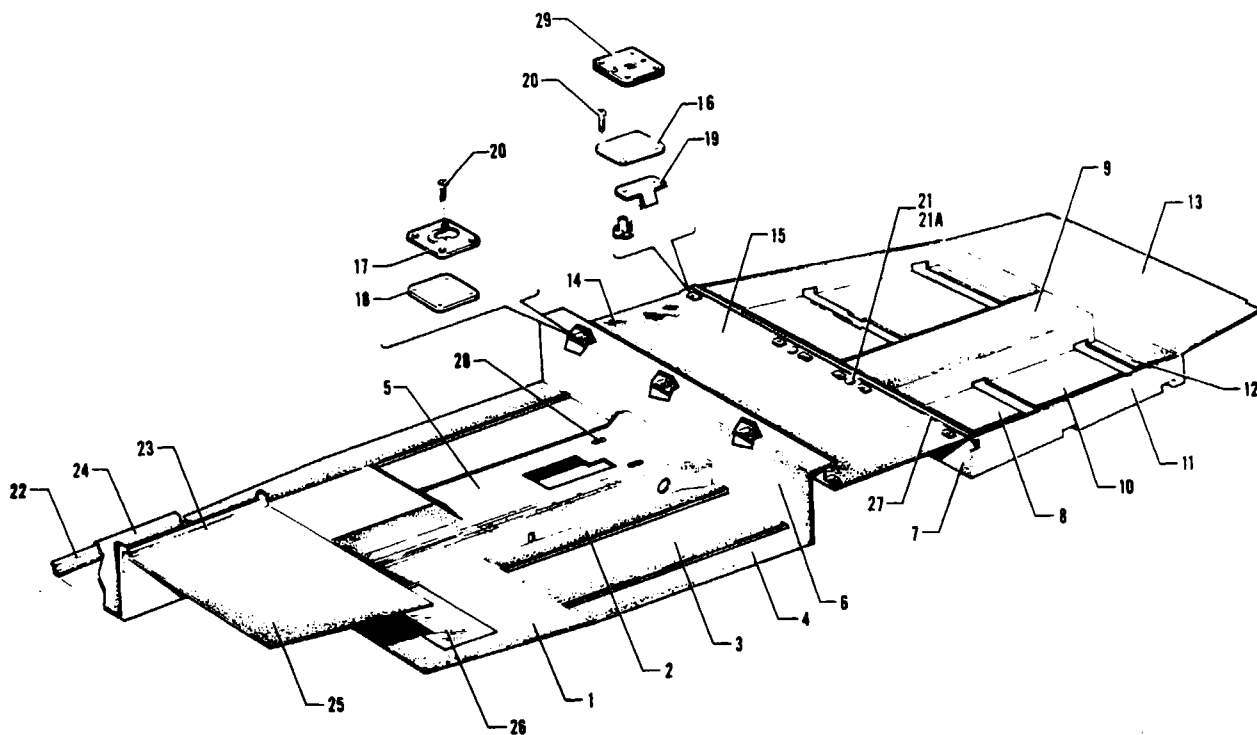


Figure 25 Carpet Installation

REVISED APRIL 1980

1H1

PA-32-260
PA-32-300
PA-32R-300

PIPER PARTS CATALOG

CODE EXPLANATIONS FOR FIGURE 25

- A - Used on PA-32-260 with serial numbers 32-1 to 32-1110 incl , and PA-32-300 with serial numbers 32-40000 to 32-40565 incl
- B - Used on PA-32-260 with serial numbers 32-1111 to 32-7400061 incl , and PA-32-300 with serial numbers 32-40566 to 32-7440182 incl
- C - Used on PA-32-260 with serial numbers 32-1031 to 32-1110 incl , and PA-32-300 with serial numbers 32-40456 to 32-40565 incl
- D - Used on PA-32-260 with serial numbers 32-1111 to 32-1250 incl , and PA-32-300 with serial numbers 32-40566 to 32-40850 incl
- E - Used on PA-32-260 with serial numbers 32-1251 to 32-7400061 incl , and PA-32-300 with serial numbers 32-40851 to 32-7440182 incl
- F - Used on PA-32-260 with serial numbers 32-7400001 and up, PA-32-300 with serial numbers 32-7440001 and up, and PA-32R-300
- G - Used if sound reduction carpeting is installed
- H - When ordering, specify color For 1974, 1975 and 1976 Models specify color red, blue, black, fawn or green For 1977 Models specify color heather or monaco For 1978 Models and up specify color heather, palm, royal blue, raspberry or brown
- J - Used on PA-32-260 with serial numbers 32-7500001 to 32-7600033 incl , PA-32-300 with serial numbers 32-7540001 to 32-7640142 incl , and PA-32R-300 with serial numbers 32R-7680001 to 32R-7680538 incl
- K - Used on PA-32-260 with serial numbers 32-1 to 32-1320 incl , and PA-32-300 with serial numbers 32-40000 to 32-41018 incl
- L - Used on PA-32-260 with serial numbers 32-7100001 and up, PA-32-300 with serial numbers 32-7140001 and up, and PA-32R-300
- M - Used if optional 7th seat is installed
- N - Used on PA-32-260 with serial numbers 32-1 to 32-7500002 incl , and PA-32-300 with serial numbers 32-40000 to 32-7540028 incl
- O - Used on PA-32-260 with serial numbers 32-1 to 32-1320 incl , 32-7500003 to 32-7700011 incl , and PA-32-300 with serial numbers 32-40000 to 32-41018 incl , 32-7540029 to 32-7740042 incl
- P - Used on PA-32-260 with serial numbers 32-7100001 to 32-7500002 incl , and PA-32-300 with serial numbers 32-7140001 to 32-7540028 incl
- Q - Used on PA-32R-300 only
- R - Used on PA-32-260 and PA-32-300 only
- S - Used on PA-32-260 with serial numbers 32-1 to 32-7100038 incl , and PA-32-300 with serial numbers 32-40000 to 32-7140086 incl
- T - Used on PA-32-260 with serial numbers 32-7300001 and up, PA-32-300 with serial numbers 32-7240001 and up, and PA-32R-300
- U - Used on PA-32-260 with serial numbers 32-7500001 to 32-7600033 incl , and PA-32-300 with serial numbers 32-7540001 to 32-7640142 incl
- V - Used on PA-32-260 with serial numbers 32-1031 to 32-7100038 incl , and PA-32-300 with serial numbers 32-40456 to 32-7140086 incl
- W - These parts must be ordered from Service Spares Department, Piper Aircraft, Lock Haven, Penna
- X - Used on PA-32-260 with serial numbers 32-1111 to 32-1320 incl , and PA-32-300 with serial numbers 32-40566 to 32-41018 incl
- Y - Used on PA-32-260 with serial numbers 32-1251 to 32-7100038 incl , and PA-32-300 with serial numbers 32-40851 to 32-7140086 incl
- Z - Used on PA-32-260 with serial numbers 32-7100001 to 32-7100038 incl , and PA-32-300 with serial numbers 32-7140001 to 32-7140086 incl
- AA - Used on PA-32-260 with serial numbers 32-7500003 to 32-7700011 incl , PA-32-300 with serial numbers 32-7540029 to 32-7740042 incl , and PA-32R-300 with serial numbers 32R-7680001 to 32R-7780188 incl
- AB - Used on PA-32-260 with serial numbers 32-1111 to 32-7100038 incl , and PA-32-300 with serial numbers 32-40566 to 32-7140086 incl
- AC - Used on PA-32-260 with serial numbers 32-7700001 and up, PA-32-300 with serial numbers 32-7740001 and up, and PA-32R-300 with serial numbers 32R-7780001 and up
- AD - See Figure 32B if aft facing center seats are installed
- AE - Used on PA-32-260 with serial numbers 32-7700001 and up, and PA-32-300 with serial numbers 32-7740001 and up
- AF - Used on PA-32-260 with serial numbers 32-7400001 to 32-7600033 incl , PA-32-300 with serial numbers 32-7440001 to 32-7640142 incl , and PA-32R-300 with serial numbers 32R-7680001 to 32R-7680538 incl if sound reduction carpeting is installed
- AG - Used on PA-32-260 with serial numbers 32-7700001 and up, PA-32-300 with serial numbers 32-7740001 and up, and PA-32R-300 with serial numbers 32R-7780001 and up if sound reduction carpeting is installed
- AH - Used on PA-32-260 with serial numbers 32-7200001 to 32-7600033 incl , PA-32-300 with serial numbers 32-7240001 to 32-7640142 incl , and PA-32R-300 with serial numbers 32R-7680001 to 32R-7680538 incl
- AJ - Used on PA-32-260 with serial numbers 32-7500001 and up, PA-32-300 with serial numbers 32-7540001 and up, and PA-32R-300
- AK - Used on PA-32-260 with serial numbers 32-1 to 32-1320 incl , 32-7500003 to 32-7700011 incl , and PA-32-300 with serial numbers 32-40000 to 32-41018 incl , 32-7540029 to 32-7740042 incl
- AL - Used on PA-32-260 with serial numbers 32-7700012 and up, PA-32-300 with serial numbers 32-7740043 and up, and PA-32R-300 with serial numbers 32R-7780189 and up
- AM - Used on PA-32-260 with serial numbers 32-1 to 32-7700011 incl , PA-32-300 with serial numbers 32-40000 to 32-7740042 incl , and PA-32R-300 with serial numbers 32R-7680001 to 32-7780188 incl
- AN - Used on PA-32-260 with serial numbers 32-1 to 32-1320 incl , 32-7500003 to 32-7700011 incl , PA-32-300 with serial numbers 32-40000 to 32-41018 incl , 32-7540029 to 32-7740042 incl , and PA-32R-300 with serial numbers 32R-7680001 to 32R-7780188 incl
- AO - Used on PA-32-260 with serial numbers 32-7700012 and up, and PA-32-300 with serial numbers 32-7740043 and up
- AP - Used on PA-32-260 with serial numbers 32-7700001 to 32-7700023 incl , PA-32-300 with serial numbers 32-7740001 to 32-7740113 incl , and PA-32R-300 with serial numbers 32R-7780001 to 32R-7780549 incl
- AQ - Used on PA-32-260 with serial numbers 32-7800001 and up, PA-32-300 with serial numbers 32-7840001 and up, and PA-32R-300 with serial numbers 32R-7880001 and up

PIPER PARTS CATALOG

CODE EXPLANATIONS FOR FIGURE 25 (cont)

- AR - Used on PA-32-260 with serial numbers 32-7700001 to 32-7700023 incl , and PA-32-300 with serial numbers 32-7740001 to 32-7740113 incl
- AS - Used on PA-32-260 with serial numbers 32-7800001 and up, and PA-32-300 with serial numbers 32-7840001 and up
- AT - When ordering, specify color black or "bark II"

PIPER PARTS CATALOG

Figure and Index Number	Part Number	Code	NOMENCLATURE	No. Req.	SERIAL NUMBERS AFFECTED
25-	68585	A	DRAWING - Carpet Installation		
	69402	B	DRAWING - Carpet Installation		
	69845	AJ	DRAWING - Carpet Installation		
	68578	R	DRAWING - Forward Baggage Compartment Finishing		
	38165	Q	DRAWING - Forward Baggage Compartment Finishing		
-1	68586-02	A	CARPET - Front, left, red	1	
	68586-10	B	CARPET - Front, left, red	1	
	591 042	J	CARPET - Front, left, red	1	
	68586-04	A	CARPET - Front, left, brown	1	
	68586-12	D	CARPET - Front, left, brown	1	
	68586-06	A	CARPET - Front, left, blue	1	
	68586-16	B	CARPET - Front, left, blue	1	
	591 044	J	CARPET - Front, left, blue	1	
	68586-08	C	CARPET - Front, left, black	1	
	68586-14	B	CARPET - Front, left, black	1	
	591 043	J	CARPET - Front, left, black	1	
	68586-18	E	CARPET - Front, left, fawn	1	
	68586-20	E	CARPET - Front, left, green	1	
	591 046	J	CARPET - Front, left, green	1	
	79236-14	F,G,H	CARPET - Front, left	1	
	591 509	AC	CARPET - Front, left, heather	1	
	591 510	AP	CARPET - Front, left, monaco	1	
	591 628	AQ	CARPET - Front, left, palm	1	
	591 629	AQ	CARPET - Front, left, royal blue	1	
	591 630	AQ	CARPET - Front, left, raspberry	1	
	591 631	AQ	CARPET - Front, left, brown	1	
	68586-03	A	CARPET - Front, right, red	1	
	68586-11	B	CARPET - Front, right, red	1	
	591 047	J	CARPET - Front, right, red	1	
	68586-05	A	CARPET - Front, right, brown	1	
	68586-13	D	CARPET - Front, right, brown	1	
	68586-07	A	CARPET - Front, right, blue	1	
	68586-17	B	CARPET - Front, right, blue	1	
	591 049	J	CARPET - Front, right, blue	1	
	68586-09	C	CARPET - Front, right, black	1	
	68586-15	B	CARPET - Front, right, black	1	
	591 048	J	CARPET - Front, right, black	1	
	68586-19	E	CARPET - Front, right, fawn	1	
	68586-21	E	CARPET - Front, right, green	1	
	591 051	J	CARPET - Front, right, green	1	
	79236-15	F,G,H	CARPET - Front, right	1	
	591 511	AC	CARPET - Front, right, heather	1	
	591 512	AP	CARPET - Front, right, monaco	1	
	591 632	AQ	CARPET - Front, right, palm	1	
	591 633	AQ	CARPET - Front, right, royal blue	1	
	591 634	AQ	CARPET - Front, right, raspberry	1	
	591 635	AQ	CARPET - Front, right, brown	1	
	-2	68587-02	A	CARPET - Front, left inboard, red	1
68587-10		B	CARPET - Front, left inboard, red	1	
591 052		J	CARPET - Front, left inboard, red	1	
68587-04		A	CARPET - Front, left inboard, brown	1	
68587-12		D	CARPET - Front, left inboard, brown	1	
68587-06		A	CARPET - Front, left inboard, blue	1	
68587-16		B	CARPET - Front, left inboard, blue	1	
591 054		J	CARPET - Front, left inboard, blue	1	

When ordering, always specify Part Number, Description and Serial Number of Aircraft

PIPER PARTS CATALOG

Figure and Index Number	Part Number	Code	NOMENCLATURE	No. Req.	SERIAL NUMBERS AFFECTED	
25-2	68587-08	C	CARPET - Front, left inboard, black	1		
	68587-14	B	CARPET - Front, left inboard, black	1		
	591 053	J	CARPET - Front, left inboard, black	1		
	68587-18	E	CARPET - Front, left inboard, fawn	1		
	68587-20	E	CARPET - Front, left inboard, green	1		
	591 056	J	CARPET - Front, left inboard, green	1		
	79236-17	F,G,H	CARPET - Front, left inboard	1		
	591 513	AC	CARPET - Front, left inboard, heather	1		
	591 514	AP	CARPET - Front, left inboard, monaco	1		
	591 636	AQ	CARPET - Front, left inboard, palm	1		
	591 637	AQ	CARPET - Front, left inboard, royal blue	1		
	591 638	AQ	CARPET - Front, left inboard, raspberry	1		
	591 639	AQ	CARPET - Front, left inboard, brown	1		
	68587-03	A	CARPET - Front, right inboard, red	1		
	68587-11	B	CARPET - Front, right inboard, red	1		
	591 057	J	CARPET - Front, right inboard, red	1		
	68587-05	A	CARPET - Front, right inboard, brown	1		
	68587-13	D	CARPET - Front, right inboard, brown	1		
	68587-07	A	CARPET - Front, right inboard, blue	1		
	68587-17	B	CARPET - Front, right inboard, blue	1		
	591 059	J	CARPET - Front, right inboard, blue	1		
	68587-09	C	CARPET - Front, right inboard, black	1		
	68587-15	B	CARPET - Front, right inboard, black	1		
	591 058	J	CARPET - Front, right inboard, black	1		
	68587-19	E	CARPET - Front, right inboard, fawn	1		
	68587-21	E	CARPET - Front, right inboard, green	1		
	591 061	J	CARPET - Front, right inboard, green	1		
	79236-18	F,G,H	CARPET - Front, right inboard	1		
	591 515	AC	CARPET - Front, right inboard, heather	1		
	591 516	AP	CARPET - Front, right inboard, monaco	1		
	591 640	AQ	CARPET - Front, right inboard, palm	1		
	591 641	AQ	CARPET - Front, right inboard, royal blue	1		
	591 642	AQ	CARPET - Front, right inboard, raspberry	1		
	591 643	AQ	CARPET - Front, right inboard, brown	1		
	-3	63116-94	A	CARPET - Front, center, red	2	
		67906-02	B	CARPET - Front, center, red	2	
		591 031	J	CARPET - Front, center, red	2	
		63116-04	A	CARPET - Front, center, brown	2	
		69421-06	D	CARPET - Front, center, brown	2	
		63116-49	A	CARPET - Front, center, blue	2	
		67906-04	B	CARPET - Front, center, blue	2	
		591 033	J	CARPET - Front, center, blue	2	
		63116-133	C	CARPET - Front, center, black	2	
		67906-03	B	CARPET - Front, center, black	2	
		591 032	J	CARPET - Front, center, black	2	
67906-05		E	CARPET - Front, center, fawn	2		
67906-06		E	CARPET - Front, center, green	2		
591 035		J	CARPET - Front, center, green	2		
79236-05		F,G,H	CARPET - Front, center	2		
591 503		AC	CARPET - Front, center, heather	2		
591 504		AP	CARPET - Front, center, monaco	2		
591 624		AQ	CARPET - Front, center, palm	2		
591 625		AQ	CARPET - Front, center, royal blue	2		
591 626		AQ	CARPET - Front, center, raspberry	2		
591 627		AQ	CARPET - Front, center, brown	2		

When ordering, always specify Part Number, Description and Serial Number of Aircraft

PIPER PARTS CATALOG

Figure and Index Number	Part Number	Code	NOMENCLATURE	No. Req.	SERIAL NUMBERS AFFECTED
25-4	63116-93	A	CARPET - Front, outboard, red	2	
	67905-02	B	CARPET - Front, outboard, red	2	
	591 026	J	CARPET - Front, outboard, red	2	
	63116-06	A	CARPET - Front, outboard, brown	2	
	69421-07	D	CARPET - Front, outboard, brown	2	
	63116-48	A	CARPET - Front, outboard, blue	2	
	67905-04	B	CARPET - Front, outboard, blue	2	
	591 028	J	CARPET - Front, outboard, blue	2	
	63116-132	C	CARPET - Front, outboard, black	2	
	67905-03	B	CARPET - Front, outboard, black	2	
	591 027	J	CARPET - Front, outboard, black	2	
	67905-05	E	CARPET - Front, outboard, fawn	2	
	67905-06	E	CARPET - Front, outboard, green	2	
	591 030	J	CARPET - Front, outboard, green	2	
	79236-16	F,G,H	CARPET - Front, outboard	2	
	591 501	AC	CARPET - Front, outboard, heather	2	
	591 502	AP	CARPET - Front, outboard, monaco	2	
	591 620	AQ	CARPET - Front, outboard, palm	2	
	591 621	AQ	CARPET - Front, outboard, royal blue	2	
	591 622	AQ	CARPET - Front, outboard, raspberry	2	
591 623	AQ	CARPET - Front, outboard, brown	2		
-5	68588-02	A	CARPET - Forward tunnel, red	1	
	68588-06	B	CARPET - Forward tunnel, red	1	
	591 062	J	CARPET - Forward tunnel, red	1	
	68588-03	A	CARPET - Forward tunnel, brown	1	
	68588-07	D	CARPET - Forward tunnel, brown	1	
	68588-04	A	CARPET - Forward tunnel, blue	1	
	68588-09	B	CARPET - Forward tunnel, blue	1	
	591 064	J	CARPET - Forward tunnel, blue	1	
	68588-05	C	CARPET - Forward tunnel, black	1	
	68588-08	B	CARPET - Forward tunnel, black	1	
	591 063	J	CARPET - Forward tunnel, black	1	
	69562-02	E	CARPET - Forward tunnel, fawn	1	
	69562-03	E	CARPET - Forward tunnel, green	1	
	591 066	J	CARPET - Forward tunnel, green	1	
	591 517	AC	CARPET - Forward tunnel, heather	1	
	591 518	AP	CARPET - Forward tunnel, monaco	1	
	591 644	AQ	CARPET - Forward tunnel, palm	1	
	591 645	AQ	CARPET - Forward tunnel, royal blue	1	
	591 646	AQ	CARPET - Forward tunnel, raspberry	1	
	591 647	AQ	CARPET - Forward tunnel, brown	1	
-6	68592-02	A	CARPET ASSEMBLY - Spar box, red	1	
	68592-06	B	CARPET ASSEMBLY - Spar box, red	1	
	591 072	J	CARPET ASSEMBLY - Spar box, red	1	
	68592-03	A	CARPET ASSEMBLY - Spar box, brown	1	
	68592-07	D	CARPET ASSEMBLY - Spar box, brown	1	
	68592-04	A	CARPET ASSEMBLY - Spar box, blue	1	
	68592-09	B	CARPET ASSEMBLY - Spar box, blue	1	
	591 074	J	CARPET ASSEMBLY - Spar box, blue	1	
	68592-05	C	CARPET ASSEMBLY - Spar box, black	1	
	68592-08	B	CARPET ASSEMBLY - Spar box, black	1	
	591 073	J	CARPET ASSEMBLY - Spar box, black	1	
	68592-10	E	CARPET ASSEMBLY - Spar box, fawn	1	
	68592-11	E	CARPET ASSEMBLY - Spar box, green	1	
591 076	J	CARPET ASSEMBLY - Spar box, green	1		

When ordering, always specify Part Number, Description and Serial Number of Aircraft

PIPER PARTS CATALOG

Figure and Index Number	Part Number	Code	NOMENCLATURE	No Req	SERIAL NUMBERS AFFECTED	
25-6	591 521	AE	CARPET ASSEMBLY - Spar box, heather	1		
	591 569	Q	CARPET ASSEMBLY - Spar box, heather	1	32R-7880001 and up	
	591 522	AP	CARPET ASSEMBLY - Spar box, monaco	1		
	591 652	AS	CARPET ASSEMBLY - Spar box, palm	1		
	591 748	Q	CARPET ASSEMBLY - Spar box, palm	1	32R-7880001 and up	
	591 653	AS	CARPET ASSEMBLY - Spar box, royal blue	1		
	591 749	Q	CARPET ASSEMBLY - Spar box, royal blue	1	32R-7880001 and up	
	591 654	AS	CARPET ASSEMBLY - Spar box, raspberry	1		
	591 750	Q	CARPET ASSEMBLY - Spar box, raspberry	1	32R-7880001 and up	
	591 655	AS	CARPET ASSEMBLY - Spar box, brown	1		
	591 751	Q	CARPET ASSEMBLY - Spar box, brown	1	32R-7880001 and up	
	-7	68600-02	A	CARPET - Aft, left, red	1	
		68600-10	B	CARPET - Aft, left, red	1	
		591 132	J	CARPET - Aft, left, red	1	
		68600-04	A	CARPET - Aft, left, brown	1	
68600-12		D	CARPET - Aft, left, brown	1		
68600-06		A	CARPET - Aft, left, blue	1		
68600-16		B	CARPET - Aft, left, blue	1		
591 134		J	CARPET - Aft, left, blue	1		
68600-08		C	CARPET - Aft, left, black	1		
68600-14		B	CARPET - Aft, left, black	1		
591 133		J	CARPET - Aft, left, black	1		
68600-18		E	CARPET - Aft, left, fawn	1		
68600-20		E	CARPET - Aft, left, green	1		
591 136		J	CARPET - Aft, left, green	1		
591 531		AC	CARPET - Aft, left, heather	1		
591 532		AP	CARPET - Aft, left, monaco	1		
591 672		AQ	CARPET - Aft, left, palm	1		
591 673		AQ	CARPET - Aft, left, royal blue	1		
591 674		AQ	CARPET - Aft, left, raspberry	1		
591 675		AQ	CARPET - Aft, left, brown	1		
68600-03		A	CARPET - Aft, right, red	1		
68600-11		B	CARPET - Aft, right, red	1		
591 137		J	CARPET - Aft, right, red	1		
68600-05		A	CARPET - Aft, right, brown	1		
68600-13		D	CARPET - Aft, right, brown	1		
68600-07		A	CARPET - Aft, right, blue	1		
68600-17		B	CARPET - Aft, right, blue	1		
591 139		J	CARPET - Aft, right, blue	1		
68600-09		C	CARPET - Aft, right, black	1		
68600-15		B	CARPET - Aft, right, black	1		
591 138		J	CARPET - Aft, right, black	1		
68600-19		E	CARPET - Aft, right, fawn	1		
68600-21		E	CARPET - Aft, right, green	1		
591 141		J	CARPET - Aft, right, green	1		
591 533		AC	CARPET - Aft, right, heather	1		
591 534	AP	CARPET - Aft, right, monaco	1			
591 676	AQ	CARPET - Aft, right, palm	1			
591 677	AQ	CARPET - Aft, right, royal blue	1			
591 678	AQ	CARPET - Aft, right, raspberry	1			
591 679	AQ	CARPET - Aft, right, brown	1			
-8	68595-02	A	CARPET - Aft, left, red	1		
	68595-10	B	CARPET - Aft, left, red	1		
	591 102	J	CARPET - Aft, left, red	1		
	68595-04	A	CARPET - Aft, left, brown	1		
	68595-12	D	CARPET - Aft, left, brown	1		
	68595-06	A	CARPET - Aft, left, blue	1		
	68595-16	B	CARPET - Aft, left, blue	1		
	591 104	J	CARPET - Aft, left, blue	1		

When ordering, always specify Part Number, Description and Serial Number of Aircraft

PIPER PARTS CATALOG

Figure and Index Number	Part Number	Code	NOMENCLATURE	No. Req	SERIAL NUMBERS AFFECTED	
25-8	68595-08	C	CARPET - Aft, left, black	1		
	68595-14	B	CARPET - Aft, left, black	1		
	591 103	J	CARPET - Aft, left, black	1		
	68595-18	E	CARPET - Aft, left, fawn	1		
	68595-20	E	CARPET - Aft, left, green	1		
	591 106	J	CARPET - Aft, left, green	1		
	591 553	AC	CARPET - Aft, left, heather	1		
	591 554	AP	CARPET - Aft, left, monaco	1		
	591 716	AQ	CARPET - Aft, left, palm	1		
	591 717	AQ	CARPET - Aft, left, royal blue	1		
	591 718	AQ	CARPET - Aft, left, raspberry	1		
	591 719	AQ	CARPET - Aft, left, brown	1		
	79236-19	H,AF	CARPET - Aft, left	1		
	79236-27	H,AG	CARPET - Aft, left	1		
	68595-03	A	CARPET - Aft, right, red	1		
	68595-11	B	CARPET - Aft, right, red	1		
	591 107	J	CARPET - Aft, right, red	1		
	68595-05	A	CARPET - Aft, right, brown	1		
	68595-13	D	CARPET - Aft, right, brown	1		
	68595-07	A	CARPET - Aft, right, blue	1		
	68595-17	B	CARPET - Aft, right, blue	1		
	591 109	J	CARPET - Aft, right, blue	1		
	68595-09	C	CARPET - Aft, right, black	1		
	68595-15	B	CARPET - Aft, right, black	1		
	591 108	J	CARPET - Aft, right, black	1		
	68595-19	E	CARPET - Aft, right, fawn	1		
	68595-21	E	CARPET - Aft, right, green	1		
	591 111	J	CARPET - Aft, right, green	1		
	591 555	AC	CARPET - Aft, right, heather	1		
	591 556	AP	CARPET - Aft, right, monaco	1		
	591 720	AQ	CARPET - Aft, right, palm	1		
	591 721	AQ	CARPET - Aft, right, royal blue	1		
	591 722	AQ	CARPET - Aft, right, raspberry	1		
	591 723	AQ	CARPET - Aft, right, brown	1		
	79236-20	H,AF	CARPET - Aft, right	1		
	79236-28	H,AG	CARPET - Aft, right	1		
	-9	68598-02	A	CARPET ASSEMBLY - Aft tunnel, red	1	
		68598-06	B	CARPET ASSEMBLY - Aft tunnel, red	1	
		591 117	J	CARPET ASSEMBLY - Aft tunnel, red	1	
		68598-03	A	CARPET ASSEMBLY - Aft tunnel, brown	1	
		68598-07	D	CARPET ASSEMBLY - Aft tunnel, brown	1	
		68598-04	A	CARPET ASSEMBLY - Aft tunnel, blue	1	
		68598-09	B	CARPET ASSEMBLY - Aft tunnel, blue	1	
		591 119	J	CARPET ASSEMBLY - Aft tunnel, blue	1	
		68598-05	C	CARPET ASSEMBLY - Aft tunnel, black	1	
68598-08		B	CARPET ASSEMBLY - Aft tunnel, black	1		
591 118		J	CARPET ASSEMBLY - Aft tunnel, black	1		
69563-02		E	CARPET ASSEMBLY - Aft tunnel, fawn	1		
69563-03		E	CARPET ASSEMBLY - Aft tunnel, green	1		
591 121		J	CARPET ASSEMBLY - Aft tunnel, green	1		
591 563		AC	CARPET ASSEMBLY - Aft tunnel, heather	1		
591 564		AP	CARPET ASSEMBLY - Aft tunnel, monaco	1		
591 744		AQ	CARPET ASSEMBLY - Aft tunnel, palm	1		
591 745		AQ	CARPET ASSEMBLY - Aft tunnel, royal blue	1		
591 746		AQ	CARPET ASSEMBLY - Aft tunnel, raspberry	1		
591 747		AQ	CARPET ASSEMBLY - Aft tunnel, brown	1		
-10	68596-02	A	CARPET - Aft, left, red	1		
	68596-10	B	CARPET - Aft, left, red	1		
	591 087	J	CARPET - Aft, left, red	1		

When ordering, always specify Part Number, Description and Serial Number of Aircraft

PIPER PARTS CATALOG

Figure and Index Number	Part Number	Code	NOMENCLATURE	No. Req.	SERIAL NUMBERS AFFECTED
25-10	68596-04	A	CARPET - Aft, left, brown	1	
	68596-12	D	CARPET - Aft, left, brown	1	
	68596-06	A	CARPET - Aft, left, blue	1	
	68596-16	B	CARPET - Aft, left, blue	1	
	591 089	J	CARPET - Aft, left, blue	1	
	68596-08	C	CARPET - Aft, left, black	1	
	68596-14	B	CARPET - Aft, left, black	1	
	591 088	J	CARPET - Aft, left, black	1	
	68596-18	E	CARPET - Aft, left, fawn	1	
	68596-20	E	CARPET - Aft, left, green	1	
	591 091	J	CARPET - Aft, left, green	1	
	591 557	AC	CARPET - Aft, left, heather	1	
	591 558	AP	CARPET - Aft, left, monaco	1	
	591 724	AQ	CARPET - Aft, left, palm	1	
	591 725	AQ	CARPET - Aft, left, royal blue	1	
	591 726	AQ	CARPET - Aft, left, raspberry	1	
	591 727	AQ	CARPET - Aft, left, brown	1	
	79236-21	H,AF	CARPET - Aft, left	1	
	79236-29	H,AG	CARPET - Aft, left	1	
	68596-03	A	CARPET - Aft, right, red	1	
	68596-11	B	CARPET - Aft, right, red	1	
	591 092	J	CARPET - Aft, right, red	1	
	68596-05	A	CARPET - Aft, right, brown	1	
	68596-13	D	CARPET - Aft, right, brown	1	
	68596-07	A	CARPET - Aft, right, blue	1	
	68596-17	B	CARPET - Aft, right, blue	1	
	591 094	J	CARPET - Aft, right, blue	1	
	68596-09	C	CARPET - Aft, right, black	1	
	68596-15	B	CARPET - Aft, right, black	1	
	591 093	J	CARPET - Aft, right, black	1	
	68596-19	E	CARPET - Aft, right, fawn	1	
	68596-21	E	CARPET - Aft, right, green	1	
	591 096	J	CARPET - Aft, right, green	1	
	591 559	AC	CARPET - Aft, right, heather	1	
	591 560	AP	CARPET - Aft, right, monaco	1	
	591 728	AQ	CARPET - Aft, right, palm	1	
	591 729	AQ	CARPET - Aft, right, royal blue	1	
	591 730	AQ	CARPET - Aft, right, raspberry	1	
	591 731	AQ	CARPET - Aft, right, brown	1	
	79236-22	H,AF	CARPET - Aft, right	1	
	79236-30	H,AG	CARPET - Aft, right	1	
	-11	68593-02	A	CARPET - Aft, left outboard, red	1
68593-10		B	CARPET - Aft, left outboard, red	1	
591 077		J	CARPET - Aft, left outboard, red	1	
68593-04		A	CARPET - Aft, left outboard, brown	1	
68593-12		D	CARPET - Aft, left outboard, brown	1	
68593-06		A	CARPET - Aft, left outboard, blue	1	
68593-16		B	CARPET - Aft, left outboard, blue	1	
591 079		J	CARPET - Aft, left outboard, blue	1	
68593-08		C	CARPET - Aft, left outboard, black	1	
68593-14		B	CARPET - Aft, left outboard, black	1	
591 078		J	CARPET - Aft, left outboard, black	1	
68593-18		E	CARPET - Aft, left outboard, fawn	1	
68593-20		E	CARPET - Aft, left outboard, green	1	
591 081		J	CARPET - Aft, left outboard, green	1	
591 565		AC	CARPET - Aft, left outboard, heather	1	
591 566	AP	CARPET - Aft, left outboard, monaco	1		

When ordering, always specify Part Number, Description and Serial Number of Aircraft

PIPER PARTS CATALOG

Figure and Index Number	Part Number	Code	NOMENCLATURE	No. Req.	SERIAL NUMBERS AFFECTED	
25-11	591 768	AQ	CARPET - Aft, left outboard, palm	1		
	591 769	AQ	CARPET - Aft, left outboard, royal blue	1		
	591 770	AQ	CARPET - Aft, left outboard, raspberry	1		
	591 771	AQ	CARPET - Aft, left outboard, brown	1		
	68593-03	A	CARPET - Aft, right outboard, red	1		
	68593-11	B	CARPET - Aft, right outboard, red	1		
	591 082	J	CARPET - Aft, right outboard, red	1		
	68593-05	A	CARPET - Aft, right outboard, brown	1		
	68593-13	D	CARPET - Aft, right outboard, brown	1		
	68593-07	A	CARPET - Aft, right outboard, blue	1		
	68593-17	B	CARPET - Aft, right outboard, blue	1		
	591 084	J	CARPET - Aft, right outboard, blue	1		
	68593-09	C	CARPET - Aft, right outboard, black	1		
	68593-15	B	CARPET - Aft, right outboard, black	1		
	591 083	J	CARPET - Aft, right outboard, black	1		
	68593-19	E	CARPET - Aft, right outboard, fawn	1		
	68593-21	E	CARPET - Aft, right outboard, green	1		
	591 086	J	CARPET - Aft, right outboard, green	1		
	591 567	AC	CARPET - Aft, right outboard, heather	1		
	591 568	AP	CARPET - Aft, right outboard, monaco	1		
	591 772	AQ	CARPET - Aft, right outboard, palm	1		
	591 773	AQ	CARPET - Aft, right outboard, royal blue	1		
	591 774	AQ	CARPET - Aft, right outboard, raspberry	1		
	591 775	AQ	CARPET - Aft, right outboard, brown	1		
	-12	68597-02	A	CARPET - Aft, left, red	1	
		68597-10	B	CARPET - Aft, left, red	1	
		591 097	J	CARPET - Aft, left, red	1	
		68597-04	A	CARPET - Aft, left, brown	1	
		68597-12	D	CARPET - Aft, left, brown	1	
		68597-06	A	CARPET - Aft, left, blue	1	
		68597-16	B	CARPET - Aft, left, blue	1	
		591 099	J	CARPET - Aft, left, blue	1	
		68597-08	C	CARPET - Aft, left, black	1	
68597-14		B	CARPET - Aft, left, black	1		
591 098		J	CARPET - Aft, left, black	1		
68597-18		E	CARPET - Aft, left, fawn	1		
68597-20		E	CARPET - Aft, left, green	1		
591 101		J	CARPET - Aft, left, green	1		
79236-23		F,G,H	CARPET - Aft, left	1		
591 523		AC	CARPET - Aft, left, heather	1		
591 524		AP	CARPET - Aft, left, monaco	1		
591 656		AQ	CARPET - Aft, left, palm	1		
591 657		AQ	CARPET - Aft, left, royal blue	1		
591 658		AQ	CARPET - Aft, left, raspberry	1		
591 659		AQ	CARPET - Aft, left, brown	1		
68597-03		A	CARPET - Aft, right, red	1		
68597-11		B	CARPET - Aft, right, red	1		
591 112		J	CARPET - Aft, right, red	1		
68597-05		A	CARPET - Aft, right, brown	1		
68597-13		D	CARPET - Aft, right, brown	1		
68597-07		A	CARPET - Aft, right, blue	1		
68597-17		B	CARPET - Aft, right, blue	1		
591 114		J	CARPET - Aft, right, blue	1		
68597-09		C	CARPET - Aft, right, black	1		
68597-15		B	CARPET - Aft, right, black	1		
591 113		J	CARPET - Aft, right, black	1		
68597-19		E	CARPET - Aft, right, fawn	1		

When ordering, always specify Part Number, Description and Serial Number of Aircraft

PIPER PARTS CATALOG

Figure and Index Number	Part Number	Code	NOMENCLATURE	No. Req.	SERIAL NUMBERS AFFECTED	
25-12	68597-21	E	CARPET - Aft, right, green	1		
	591 116	J	CARPET - Aft, right, green	1		
	79236-24	F,G,H	CARPET - Aft, right	1		
	591 525	AC	CARPET - Aft, right, heather	1		
	591 526	AP	CARPET - Aft, right, monaco	1		
	591 660	AQ	CARPET - Aft, right, palm	1		
	591 661	AQ	CARPET - Aft, right, royal blue	1		
	591 662	AQ	CARPET - Aft, right, raspberry	1		
	591 663	AQ	CARPET - Aft, right, brown	1		
	-13	68599-02	A	CARPET - Aft, red	1	
		68599-06	B	CARPET - Aft, red	1	
		591 122	J	CARPET - Aft, red	1	
		68599-03	A	CARPET - Aft, brown	1	
68599-07		D	CARPET - Aft, brown	1		
68599-04		A	CARPET - Aft, blue	1		
68599-09		B	CARPET - Aft, blue	1		
591 124		J	CARPET - Aft, blue	1		
68599-05		C	CARPET - Aft, black	1		
68599-08		B	CARPET - Aft, black	1		
591 123		J	CARPET - Aft, black	1		
68599-10		E	CARPET - Aft, fawn	1		
68599-11		E	CARPET - Aft, green	1		
591 126		J	CARPET - Aft, green	1		
79236-25		F,G,H	CARPET - Aft	1		
591 529		AC	CARPET - Aft, heather	1		
591 528		AP	CARPET - Aft, monaco	1		
591 668		AQ	CARPET - Aft, palm	1		
591 669		AQ	CARPET - Aft, royal blue	1		
591 670		AQ	CARPET - Aft, raspberry	1		
591 671		AQ	CARPET - Aft, brown	1		
-14		68532-00	K	PANEL - Floor center	1	
		69592-03	L,AD	PANEL - Floor center	1	
		68532-02	K,M	PANEL - Floor center	1	
		69592-02	M,P	PANEL - Floor center	1	
		69592-03	M,O	PANEL - Floor center	1	
		79827-03	M,AO	PANEL - Floor	1	
	96697-04	Q,AD	PANEL ASSEMBLY - Floor center	1	32R-7680001 to 32R-7780188 incl	
	79805-05	Q,AD	PANEL - Floor	1	32R-7780189 and up	
	-15	68590-02	A	CARPET - Center, red	1	
		68590-06	B	CARPET - Center, red	1	
591 067		J	CARPET - Center, red	1		
68590-03		A	CARPET - Center, brown	1		
68590-07		D	CARPET - Center, brown	1		
68590-04		A	CARPET - Center, blue	1		
68590-09		B	CARPET - Center, blue	1		
591 069		J	CARPET - Center, blue	1		
68590-05		C	CARPET - Center, black	1		
68590-08		B	CARPET - Center, black	1		
591 068		J	CARPET - Center, black	1		
68590-10		E	CARPET - Center, fawn	1		
68590-11		E	CARPET - Center, green	1		
591 071		J	CARPET - Center, green	1		
591 519		AC	CARPET - Center, heather	1		
591 520		AP	CARPET - Center, monaco	1		
591 648		AQ	CARPET - Center, palm	1		
591 649		AQ	CARPET - Center, royal blue	1		
591 650		AQ	CARPET - Center, raspberry	1		
591 651		AQ	CARPET - Center, brown	1		

When ordering, always specify Part Number, Description and Serial Number of Aircraft

PIPER PARTS CATALOG

Figure and Index Number	Part Number	Code	NOMENCLATURE	No Req	SERIAL NUMBERS AFFECTED
25-16	79440-02	K	PLATE - Seat attachment, aft legs	4	
	99139-00	P	PLATE - Seat attachment, aft legs	4	
	68092-00	N	PLATE - Seat attachment, aft legs, 7th seat	2	
-17	68094-03	AK	PLATE - Seat attachment, forward legs	4	
	99141-03	P	PLATE - Seat attachment, forward legs	4	
	68094-02	Q	PLATE - Seat attachment, forward legs	4	32R-7680001 to 32R-7780188 incl
	99141-03	AO	PLATE - Seat attachment, forward legs	4	
	99141-03	Q	PLATE - Seat attachment, forward legs	4	32R-7780189 and up
	68094-03		PLATE - Seat attachment, forward legs, 7th seat	2	
	68094-03	Q	PLATE - Seat attachment, forward legs, 7th seat	2	32R-7680001 to 32R-7780188 incl
	99141-03	Q	PLATE - Seat attachment, forward legs, 7th seat	2	32R-7780189 and up
-18	68096-00	AN	PLATE - Seat attachment, forward legs	4	
	99140-00	P	PLATE - Seat attachment, forward legs	4	
	99140-00	AL	PLATE - Seat attachment, forward legs	4	
	68096-00		PLATE - Seat attachment, forward, 7th seat	2	
-19	68093-00	K	CLIP - Seat attachment, aft legs	8	
	99142-00	P	CLIP - Seat attachment, aft legs	8	
	68093-00	N	CLIP - Seat attachment, aft legs, 7th seat	4	
-20	414 762	R.W	SCREW - (MS24693-S51) 62 L	64	
	410 039	R.W	SCREW - (MS24693-S53) 87 L	64	
	410 059	Q	SCREW - (MS24693-S55)	64	
	477 683		TEE NUT - (SS-58162)	64	
-21	68551-00	S	SLEEVE - Trim	2	
-21a	99752-00	T	RING - Boot attachment	2	
-22	68667-00		ANGLE - Forward baggage floorboard	1	
-23	68661-00		STRIP - Scuff, forward baggage	1	
-24	68664-02	A	CARPET - Forward baggage, red	1	
	68664-06	B	CARPET - Forward baggage, red	1	
	591 410	U	CARPET - Forward baggage, red	1	
	591 415	Q	CARPET - Forward baggage, red	1	32R-7680001 to 32R-7680538 incl
	68664-03	A	CARPET - Forward baggage, brown	1	
	68664-07	B	CARPET - Forward baggage, brown	1	
	68664-04	A	CARPET - Forward baggage, blue	1	
	68664-08	B	CARPET - Forward baggage, blue	1	
	591 411	U	CARPET - Forward baggage, blue	1	
	591 417	Q	CARPET - Forward baggage, blue	1	32R-7680001 to 32R-7680538 incl
	68664-05	C	CARPET - Forward baggage, black	1	
	68664-09	B	CARPET - Forward baggage, black	1	
	591 412	U	CARPET - Forward baggage, black	1	
	591 416	Q	CARPET - Forward baggage, black	1	32R-7680001 to 32R-7680538 incl
	68663-10	E	CARPET - Forward baggage, fawn	1	
	68663-11	E	CARPET - Forward baggage, green	1	
	591 414	U	CARPET - Forward baggage, green	1	
	591 418	Q	CARPET - Forward baggage, green	1	32R-7680001 to 32R-7680538 incl
	591 541	AE	CARPET - Forward baggage, heather	1	
	591 542	AR	CARPET - Forward baggage, monaco	1	
	591 692	AS	CARPET - Forward baggage, palm	1	
	591 693	AS	CARPET - Forward baggage, royal blue	1	
	591 694	AS	CARPET - Forward baggage, raspberry	1	
	591 695	AS	CARPET - Forward baggage, brown	1	
	591 483	Q	CARPET - Forward baggage, heather	1	32R-7780001 and up
	591 484	Q	CARPET - Forward baggage, monaco	1	32R-7780001 to 32R-7780549 incl
	591 600	Q	CARPET - Forward baggage, palm	1	32R-7880001 and up
	591 601	Q	CARPET - Forward baggage, royal blue	1	32R-7880001 and up
	591 602	Q	CARPET - Forward baggage, raspberry	1	32R-7880001 and up
	591 603	Q	CARPET - Forward baggage, brown	1	32R-7880001 and up

When ordering, always specify Part Number, Description and Serial Number of Aircraft

PIPER PARTS CATALOG

Figure and Index Number	Part Number	Code	NOMENCLATURE	No Req.	SERIAL NUMBERS AFFECTED	
25-25	68660-02	A	CARPET - Forward, upper baggage, red	1		
	68660-06	B	CARPET - Forward, upper baggage, red	1		
	591 405	U	CARPET - Forward, upper baggage, red	1		
	591 419	Q	CARPET - Forward, upper baggage, red	1	32R-7680001 to 32R-7680538 incl	
	68660-03	A	CARPET - Forward, upper baggage, brown	1		
	68660-07	B	CARPET - Forward, upper baggage, brown	1		
	68660-04	A	CARPET - Forward, upper baggage, blue	1		
	68660-08	B	CARPET - Forward, upper baggage, blue	1		
	591 407	U	CARPET - Forward, upper baggage, blue	1		
	591 421	Q	CARPET - Forward, upper baggage, blue	1	32R-7680001 to 32R-7680538 incl	
	68660-05	C	CARPET - Forward, upper baggage, black	1		
	68660-09	B	CARPET - Forward, upper baggage, black	1		
	591 406	U	CARPET - Forward, upper baggage, black	1		
	591 420	Q	CARPET - Forward, upper baggage, black	1	32R-7680001 to 32R-7680538 incl	
	68660-10	E	CARPET - Forward, upper baggage, fawn	1		
	68660-11	E	CARPET - Forward, upper baggage, green	1		
	591 409	U	CARPET - Forward, upper baggage, green	1		
	591 422	Q	CARPET - Forward, upper baggage, green	1	32R-7680001 to 32R-7680538 incl	
	591 539	AE	CARPET - Forward, upper baggage, heather	1		
	591 540	AR	CARPET - Forward, upper baggage, monaco	1		
	591 688	AS	CARPET - Forward, upper baggage, palm	1		
	591 689	AS	CARPET - Forward, upper baggage, royal blue	1		
	591 690	AS	CARPET - Forward, upper baggage, raspberry	1		
	591 691	AS	CARPET - Forward, upper baggage, brown	1		
	591 485	Q	CARPET - Forward, upper baggage, heather	1	32R-7780001 and up	
	591 486	Q	CARPET - Forward, upper baggage, monaco	1	32R-7780001 to 32R-7780549 incl	
	591 604	Q	CARPET - Forward, upper baggage, palm	1	32R-7880001 and up	
	591 605	Q	CARPET - Forward, upper baggage, royal blue	1	32R-7880001 and up	
	591 606	Q	CARPET - Forward, upper baggage, raspberry	1	32R-7880001 and up	
	591 607	Q	CARPET - Forward, upper baggage, brown	1	32R-7880001 and up	
-26	68611-00		PLATE - Heel (aluminum)	2		
-27	68613-00		STRIP - Trim	2		
-28	65725-02	S	COVER - Seat belt attachment, red	2		
	69636-03	AH	COVER - Seat belt attachment, red	2		
	65725-03	A	COVER - Seat belt attachment, brown	2		
	65725-06	AB	COVER - Seat belt attachment, brown	2		
	69636-06	AH	COVER - Seat belt attachment, brown	2		
	65725-04	A	COVER - Seat belt attachment, blue	2		
	65725-07	X	COVER - Seat belt attachment, blue	2		
	65725-09	Z	COVER - Seat belt attachment, blue/green	2		
	69636-04	AH	COVER - Seat belt attachment, blue/green	2		
	65725-05	V	COVER - Seat belt attachment, black	2		
	69636-05	T,AU	COVER - Seat belt attachment	2		
	65725-08	Y	COVER - Seat belt attachment, green	2		
	69636-02	AH	COVER - Seat belt attachment, green	2		
	-29	79440-00	AA,AD	RETAINER ASSEMBLY - Seat attachment, aft legs	6	
		79781-02	AD,AL	RETAINER ASSEMBLY - Seat attachment, aft legs	6	

When ordering, always specify Part Number, Description and Serial Number of Aircraft

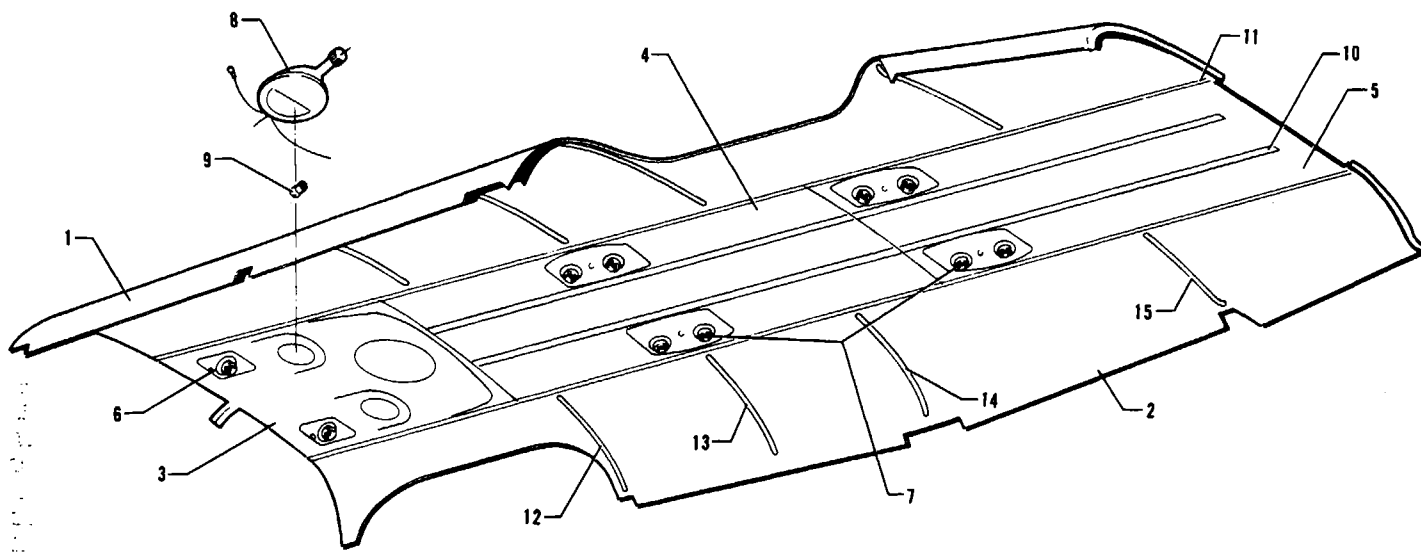


Figure 26. Headliner Installation
(PA-32-260 - Serial Nos. 32-1 to 32-7300076 inclusive)
(PA-32-300 - Serial Nos. 32-40000 to 32-7340201 inclusive)

PIPER PARTS CATALOG

CODE EXPLANATIONS FOR FIGURE 26

- A - Used on PA-32-260 with serial numbers 32-1 to 32-7300076 inclusive, and PA-32-300 with serial numbers 32-40000 to 32-7340201 inclusive.
- B - Used on PA-32-260 with serial numbers 32-1 to 32-1110 inclusive, and PA-32-300 with serial numbers 32-40000 to 32-40565 inclusive.
- C - Used on PA-32-260 with serial numbers 32-1111 to 32-7300076 inclusive, and PA-32-300 with serial numbers 32-40566 to 32-7340201 inclusive.
- D - Used on PA-32-260 with serial numbers 32-1111 to 32-1320 inclusive, and PA-32-300 with serial numbers 32-40566 to 32-41018 inclusive.
- E - Used on PA-32-260 with serial numbers 32-7100001 to 32-7300076 inclusive, and PA-32-300 with serial numbers 32-7140001 to 32-7340201 inclusive.
- F - With ventilator and light cutouts.
- G - With ventilator and speaker cutouts.
- H - With ventilator, speaker and light cutouts.
- J - See Figure 43 if air conditioning is installed on PA-32-300.
- K - Used on PA-32-260 with serial numbers 32-1 to 32-1320 inclusive, and PA-32-300 with serial numbers 32-40000 to 32-41018 inclusive.
- L - Used on PA-32-260 with serial numbers 32-7200001 to 32-7300076 inclusive, and PA-32-300 with serial numbers 32-7240001 to 32-7340201 inclusive.
- M - Used on PA-32-260 with serial numbers 32-1 to 32-7100038 inclusive, and PA-32-300 with serial numbers 32-40000 to 32-7140086 inclusive.
- N - Used on PA-32-260 with serial numbers 32-7300001 to 32-7300076 inclusive, and PA-32-300 with serial numbers 32-7340001 to 32-7340201 inclusive.
- O - Used on PA-32-260 with serial numbers 32-1 to 32-7200055 inclusive, and PA-32-300 with serial numbers 32-40000 to 32-7240147 inclusive.
- P - Used on PA-32-260 with serial numbers 32-1 to 32-11, 32-15, 32-18, 32-19, 32-21, 32-22, 32-27, 32-30 to 32-55, 32-57 to 32-61 inclusive.
- Q - Used on PA-32-260 with serial numbers 32-12 to 32-14, 32-16, 32-17, 32-20, 32-23 to 32-26, 32-28, 32-29, 32-56, 32-62 to 32-1320 inclusive, PA-32-300 with serial numbers 32-40000 to 32-41018 inclusive.

PIPER PARTS CATALOG

Figure and Index Number	Part Number	Code	NOMENCLATURE	No. Req.	SERIAL NUMBERS AFFECTED
26-	68411	K	DRAWING - Headliner Installation		
	69450	E	DRAWING - Headliner Installation		
-1	68545-00	B	HEADLINER - Left, antique white	1	
	68545-02	C	HEADLINER - Left, chalk white	1	
-2	68546-00	B	HEADLINER - Right, antique white	1	
	68546-02	C	HEADLINER - Right, chalk white	1	
-3	68439-02	B	PANEL - Overhead, forward, sand	1	
	68439-06	D	PANEL - Overhead, forward, white	1	
	68439-10	B,J	PANEL - Overhead, forward, white	1	
	68439-03	B,F	PANEL - Overhead, forward, sand	1	
	68439-07	D,F	PANEL - Overhead, forward, white	1	
	68439-11	E,F,J	PANEL - Overhead, forward, white	1	
	68439-04	B,G	PANEL - Overhead, forward, sand	1	
	68439-08	D,G	PANEL - Overhead, forward, white	1	
	68439-12	E,G,J	PANEL - Overhead, forward, white	1	
	68439-05	B,H	PANEL - Overhead, forward, sand	1	
	68439-09	D,H	PANEL - Overhead, forward, white	1	
	68439-13	E,H,J	PANEL - Overhead, forward, white	1	
-4	68443-00	B	PANEL - Overhead, center, sand	1	
	68443-02	C,J	PANEL - Overhead, center, white	1	
-5	68445-00	B	PANEL - Overhead, rear, sand	1	
	68445-02	C,J	PANEL - Overhead, rear, white	1	
-6	462 008	K	GASPER ASSEMBLY - Forward air vent (10-0028-3)	2	
	69449-00	E	GASPER ASSEMBLY - Forward air vent	2	
-7	462 007	K	GASPER ASSEMBLY - Center and rear air vent	4	
	69446-00	E	GASPER ASSEMBLY - Center and rear air vent	4	
	484 299	Q	LIGHT AND GASPER ASSEMBLY - Center and rear air vent	4	
	484 300	P	LIGHT AND GASPER ASSEMBLY - Center and rear air vent	4	
	69445-00	E	LIGHT AND GASPER ASSEMBLY - Center and rear air vent	4	
-8	472 724	B	LIGHT ASSEMBLY - Forward (15-0083-1)	2	
	472 908	C	LIGHT ASSEMBLY - Forward (15-0083-9)	2	
-9	472 034		BULB - Forward light (1414)	1	
-10	68412-00		RETAINER - Headliner	2	
-11	68413-00		RETAINER - Headliner	2	
-12	63142-23	O	TRIM STRIP - Headliner, front (12.20 L.)	2	
	63142-16	N	TRIM STRIP - Headliner, front (11.50 L.)	2	
-13	63142-24	M	TRIM STRIP - Headliner, center (12.90 L.)	2	
	63142-17	L	TRIM STRIP - Headliner, center (5.00 L.)	2	
-14	63142-24	O	TRIM STRIP - Headliner, center (12.90 L.)	2	
	63142-23	N	TRIM STRIP - Headliner, center (12.20 L.)	2	
-15	63142-22	O	TRIM STRIP - Headliner, rear (10.90 L.)	2	
	63142-22	N	TRIM STRIP - Headliner, rear (10.90 L.) Left	1	
	63142-41	N	TRIM STRIP - Headliner, rear (10.20 L.) Right	1	

When ordering, always specify Part Number, Description and Serial Number of Aircraft

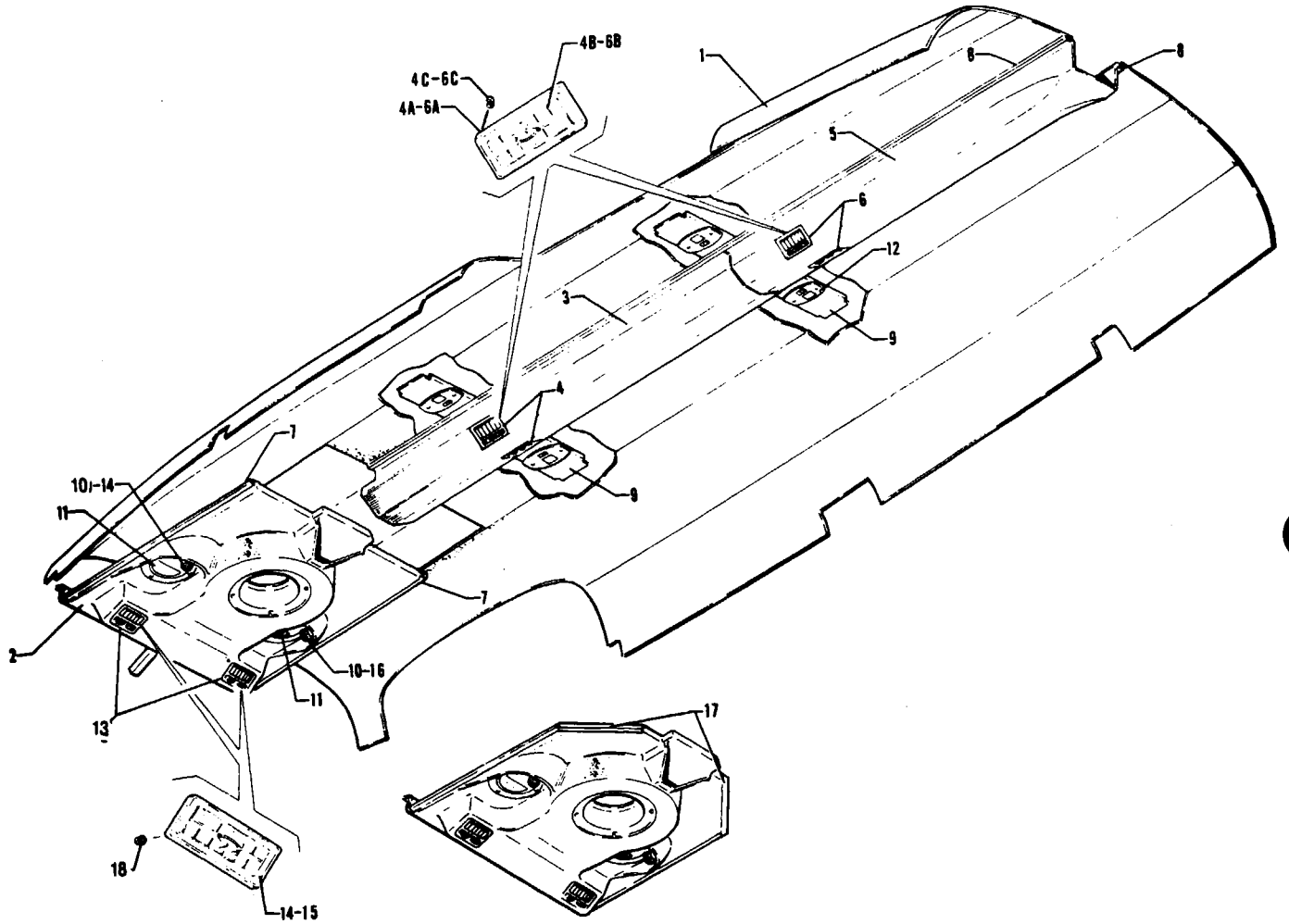


Figure 27 Headliner and Forward Fresh Air Duct Installation
(PA-32-260 - Serial Nos. 32-740001 and up)
(PA-32-300 - Serial Nos. 32-744001 and up)
(PA-32R-300 - Serial Nos. 32R-768001 and up)

PIPER PARTS CATALOG

CODE EXPLANATIONS FOR FIGURE 27

- A - Used on PA-32-260 with serial numbers 32-7400001 and up, PA-32-300 with serial numbers 32-7440001 and up, and PA-32R-300
- B - Used on PA-32-260 with serial numbers 32-7400001 to 32-7600033 incl , PA-32-300 with serial numbers 32-7440001 to 32-7640142 incl , and PA-32R-300 with serial numbers 32R-7680001 to 32R-7680538 incl
- C - Used on PA-32-260 with serial numbers 32-7700001 and up, PA-32-300 with serial numbers 32-7740001 and up, and PA-32R-300 with serial numbers 32R-7780001 and up
- D - Used on PA-32-260 with serial numbers 32-7400001 to 32-7500011 incl , and PA-32-300 with serial numbers 32-7440001 to 32-7540082 incl Order P/N 69749-04 if Fresh Air Flapper Valve Kit 760 902 has been installed per Service Letter 738A
- E - Used on PA-32-260 with serial numbers 32-7500012 to 32-7600033 incl , PA-32-300 with serial numbers 32-7540083 to 32-7640142 incl , and PA-32R-300 with serial numbers 32R-7680001 to 32R-7680538 incl
- F - Used on PA-32-260 with serial numbers 32-7400001 to 32-7600001 incl , PA-32-300 with serial numbers 32-7440001 to 32-7640029 incl , and PA-32R-300 with serial numbers 32R-7680001 to 32R-7680013 incl
- G - Used on PA-32-260 with serial numbers 32-7600002 and up, PA-32-300 with serial numbers 32-7640030 to 32-7940180 incl , and PA-32R-300 with serial numbers 32R-7680014 and up
- H - Used on PA-32-260 with serial numbers 32-7700001 and up, PA-32-300 with serial numbers 32-7740002 and up, and PA-32R-300 with serial numbers 32R-7780001 and up
- J - Used on PA-32-260 with serial numbers 32-7400001 to 32-7600033 incl , PA-32-300 with serial numbers 32-7440001 to 32-7640142 incl , and PA-32R-300 with serial numbers 32R-7680001 to 32R-7680538 incl
- K - Used on PA-32-260 with serial numbers 32-7400001 and up, PA-32-300 with serial numbers 32-7440001 to 32-7940180 incl , and PA-32R-300
- L - Used on PA-32-300 only

PIPER PARTS CATALOG

Figure and Index Number	Part Number	Code	NOMENCLATURE	No. Req.	SERIAL NUMBERS AFFECTED
27-	69812		DRAWING - Headliner Installation		
-1	69813-00		HEADLINER ASSEMBLY	2	
-2	69746-02	F	PANEL ASSEMBLY - Fresh air vent	1	
	69746-12	G	PANEL ASSEMBLY - Fresh air vent	1	
	69989-03	L	PANEL ASSEMBLY - Fresh air vent (with speaker hole)	1	32-7940181 and up
	69989-02	L	PANEL ASSEMBLY - Fresh air vent (without speaker hole)	1	32-7940181 and up
-3	69749-00	D	DUCT ASSEMBLY - Fresh air vent, forward	1	
	69749-04	E	DUCT ASSEMBLY - Fresh air vent, forward	1	
	69749-06	H	DUCT ASSEMBLY - Fresh air vent, forward	1	
-4	492 338	B	* VENT ASSEMBLY - (PS10023-16)	2	
-4a	473 187	C	* LOUVER - (136-1M)	2	
-4b	461 386	C	* FRAME - (173-M)	2	
-4c	406 424		* NUT - (C2733-040-1)	8	
-5	69751-00	J	DUCT ASSEMBLY - Fresh air vent, center	1	
	69751-06	H	DUCT ASSEMBLY - Fresh air vent, center	1	
-6	492 338	B	* VENT ASSEMBLY - (PS10023-16)	2	
-6a	473 187	C	* LOUVER - (136-1M)	2	
-6b	461 386	C	* FRAME - (173-M)	2	
-6c	406 424		* NUT - (C2733-040-1)	8	
-7	79246-01	K	RETAINER - Front, left	1	
	79246-00	K	RETAINER - Front, right	1	
	79246-04	L	RETAINER - Front, left	1	32-7940181 and up
	79246-05	L	RETAINER - Front, right	1	32-7940181 and up
-8	79246-02	K	RETAINER - Rear	2	
	79246-06	L	RETAINER - Rear, left	1	32-7940181 and up
	79246-07	L	RETAINER - Rear, right	1	32-7940181 and up
-9	69748-00		CHANNEL - Light assembly	2	
-10	95228-00		DIMMER ASSEMBLY - Potentiometer	2	
-11	472 908		LIGHT ASSEMBLY - Forward (15-0083-9)	2	
-12	472 877		LIGHT ASSEMBLY - Reading	4	
-13	492 339	B	VENT ASSEMBLY - (PS10023-17)	2	
-14	473 187	C	LOUVER - (136-1M)	2	
-15	461 386	C	FRAME - (173-M)	2	
-16	571 136		KNOB - (PS10067-4-1)	2	
-17	79276-08	L	RETAINER - Center, left	1	32-7940181 and up
	79276-09	L	RETAINER - Center, right	1	32-7940181 and up
-18	406 424		NUT - (C2733-040-1)	8	

When ordering, always specify Part Number, Description and Serial Number of Aircraft

PIPER PARTS CATALOG




Figure 28 Aft Fresh Air Duct Installation
(PA-32-260 - Serial Nos 32-740001 and up)
(PA-32-300 - Serial Nos 32-744001 and up)
(PA-32R-300 - Serial Nos 32R-768001 and up)

REVISED: APRIL 1980

PA-32-260
PA-32-300
PA-32R-300

PIPER PARTS CATALOG

CODE EXPLANATIONS FOR FIGURE 28

- A - Used on PA-32-260 with serial numbers 32-7400001 and up, and PA-32-300 with serial numbers 32-7440001 and up, and PA-32R-300
- B - Used on PA-32-260 with serial numbers 32-7400001 to 32-7500011 inclusive, and PA-32-300 with serial numbers 32-7440001 to 32-7540082 inclusive
- C - Used on PA-32-260 with serial numbers 32-7500012 and up, and PA-32-300 with serial numbers 32-7540083 and up, and PA-32R-300 Also used on PA-32-260 with serial numbers 32-7400001 to 32-7500011 incl, and PA-32-300 with serial numbers 32-7440001 to 32-7540082 incl if Fresh Air Flapper Valve Kit 760 902 has been installed per Service Letter 738A
- D - Used on PA-32-260 with serial numbers 32-7400001 inclusive, PA-32-300 with serial numbers 32-7440001 to 32-7740086 inclusive, and PA-32R-300 with serial numbers 32R-7680001 to 32R-7780441 inclusive
- E - Used on PA-32-260 with serial numbers 32-7700021 and up, PA-32-300 with serial numbers 32-7740087 and up, and PA-32R-300 with serial numbers 32R-7780442 and up
- F - Used on PA-32-260 with serial numbers 32-7700021 and up, PA-32-300 with serial numbers 32-7740087 and up, and PA-32R-300 with serial numbers 32R-7780442 and up Also used on PA-32-260 with serial numbers 32-7400001 to 32-7700020 inclusive, PA-32-300 with serial numbers 32-7440001 to 32-7740086 inclusive, and PA-32R-300 with serial numbers 32R-7680001 to 32R-7780441 inclusive if Blower Assembly Kit 761 150 has previously been installed
- G - Used on PA-32-260 with serial numbers 32-7400001 to 32-7700023 inclusive, PA-32-300 with serial numbers 32-7440001 to 32-7840025 inclusive, and PA-32R-300 with serial numbers 32R-7680001 to 32R-7880031 inclusive Order part for PA-32-260 with serial numbers 32-7800001 and up, PA-32-300 with serial numbers 32-7840026 and up, and PA-32R-300 with serial numbers 32R-7880032 and up if the four position fan switch has been replaced with a three position fan switch
- H - Used on PA-32-260 with serial numbers 32-7800001 and up, PA-32-300 with serial numbers 32-7840026 and up, and PA-32R-300 with serial numbers 32R-7880032 and up
- J - Used on PA-32-260 with serial numbers 32-7400001 and up, PA-32-300 with serial numbers 32-7440001 to 32-7940180 inclusive, and PA-32R-300
- K - Used on PA-32-300 only
- L - Used on PA-32-260 with serial numbers 32-7500012 and up, PA-32-300 with serial numbers 32-7540083 to 32-7940180 inclusive, and PA-32R-300 Also used on PA-32-260 with serial numbers 32-7400001 to 32-7500011 inclusive, and PA-32-300 with serial numbers 32-7440001 to 32-7540082 inclusive if Fresh Air Flapper Valve Kit 760 902 has been installed per Service Letter 738A
- M - Used on PA-32-260 with serial numbers 32-7400001 and up, PA-32-300 with serial numbers 32-7440001 to 32-7940275, 32-7940277 and up, and PA-32R-300
- N - Used on PA-32-260 with serial numbers 32-7500012 and up, PA-32-300 with serial numbers 32-7540083 to 32-7940275, 32-7940277 and up, and PA-32R-300 Also used on PA-32-260 with serial numbers 32-7400001 to 32-7500011 inclusive, and PA-32-300 with serial numbers 32-7440001 to 32-7540082 inclusive if Fresh Air Flapper Valve Kit 760 902 has been installed per Service Letter 738A
- W - These parts must be ordered from Service Spares Department, Piper Aircraft Corporation, Lock Haven, Penna

PIPER PARTS CATALOG

Figure and Index Number	Part Number	Code	NOMENCLATURE	No. Req.	SERIAL NUMBERS AFFECTED
28-	69747	J	DRAWING - Fresh Air Ventilation System Installation		
	79853	K	DRAWING - Fresh Air Ventilation System Installation		32-7940181 and up
	79278	M	DRAWING - Ram Air Ventilation Installation		
	79273	M	DRAWING - Blower Ventilation Installation		
	36983	K	DRAWING - Ram Air and Blower Ventilation Installation		32-7940276
-1	79192-00	J	INTERCONNECT - Ventilation bulkhead	1	
-2	76308-00	J	DUCT - Ventilation bulkhead	1	
-3	79290-00		TUBE ASSEMBLY - Drain	1	
-4	761 150	D	BLOWER ASSEMBLY KIT - Fresh air	1	
	99642-03	E	BLOWER ASSEMBLY - Fresh air	1	
-5	475 210	F	* MOTOR ASSEMBLY - Fresh air blower (UN-YY1S062)	1	
-6	37997-02		* COVER - Fresh air blower	1	
-7	99641-00		* PLATE ASSEMBLY - Motor mounting	1	
-8	452 935		* BLOWER - (AE424-316-1)	1	
-9	99633-00		DUCT - Hose connect	1	
-10	79264-00		COVER ASSEMBLY - Fresh air blower	1	
-11	63633-124	B	HOSE	1	
	63633-147	C	HOSE	1	
-12	63633-126	M	HOSE	1	
-13	63633-129	B	HOSE	1	
	63633-153	N	HOSE	1	
-14	63904-89	M	HOSE - Drain	1	
-15	79035-00		GUSSET ASSEMBLY - Intercostal	2	
-16	79286-00		BRACKET - Intercostal, aft	1	
-17	79281-00		HANGER ASSEMBLY - Blower, left	1	
-18	79282-00		HANGER ASSEMBLY - Blower, right	1	
-19	454-709		CIRCUIT BREAKER - (PS50120-1-9) 20 amp Mech Products Inc	1	
	454 743	K	CIRCUIT BREAKER - (PS50120-3-36) 20 amp Wood Electric Corp	1	32-7940254 and up
-20	79280-00		INTERCOSTAL - Blower bracket support, left	1	
-21	79287-00		INTERCOSTAL - Blower bracket support, right	1	
-22	79284-00		RETAINER - Housing	1	
-23	79285-00		BRACKET - Intercostal, forward	1	
-24	79292-00		STRAP - Fresh air hose support	1	
-25	763 814	G	SWITCH REPLACEMENT KIT - Fan (4 position)	1	
	588 109	H	SWITCH - (MS35058-21) (3 position)	1	
-26	571 162		KNOB - (RB-67-1-SB-M)	1	
-27	79303-00		BRACE - Hanger	2	
-28	79270-00	M	FITTING ASSEMBLY - Air duct, upper	1	
-29	79271-00	M	FITTING ASSEMBLY - Air duct, lower	1	
-30	554 861	W	CLAMP - (SAE TY F-4)	2	
-31	554 936	W	CLAMP - (SAE TY F-72)	4	
-32	69885-00	L	FLAPPER VALVE ASSEMBLY - Fresh air intake	1	
-33	69885-02	L	* SHAFT ASSEMBLY	1	
-34	69885-03	L	* FLAPPER ASSEMBLY	1	
-35	554 361	C	CABLE ASSEMBLY - Fresh air flapper (PS50146-2-5)	1	
-36	70371-02	C,W	FITTING - Swivel	1	
	70371-03	C,W	STUD - Swivel fitting	1	
	407 564	C,W	WASHER - (AN960-10)	1	
	404 392	C,W	NUT - (AN320-3)	1	
	424 051	C,W	COTTER PIN - (MS24665-132)	1	
-37	69992-02	K	DUCT AND FLAPPER VALVE ASSEMBLY - Aft	1	32-7940181 and up
-38	69885-12	K	* FLAPPER VALVE ASSEMBLY - Fresh air intake	1	32-7940181 and up

When ordering, always specify Part Number, Description and Serial Number of Aircraft

PIPER PARTS CATALOG

Figure and Index Number	Part Number	Code	NOMENCLATURE	No. Req.	SERIAL NUMBERS AFFECTED
28-39	69885-02	K	* * SHAFT ASSEMBLY	1	32-7940181 and up
-40	69885-03	K	* * FLAPPER ASSEMBLY	1	32-7940181 and up
-41	63633-127	K	HOSE - Air vent	1	32-7940276
-42	36615-05	K	DUCT ASSEMBLY - Air vent	1	32-7940276
-43	36616-03	K	* FILTER - Air vent	1	32-7940276
-44	36612-02	K	LOUVER - Air vent	1	32-7940276
-45	63897-06	K	CAPACITOR ASSEMBLY	1	32-7940276
-46	63904-112	K	HOSE - Drain	1	32-7940276

When ordering, always specify Part Number, Description and Serial Number of Aircraft

1H24
INTENTIONALLY LEFT BLANK

PIPER PARTS CATALOG

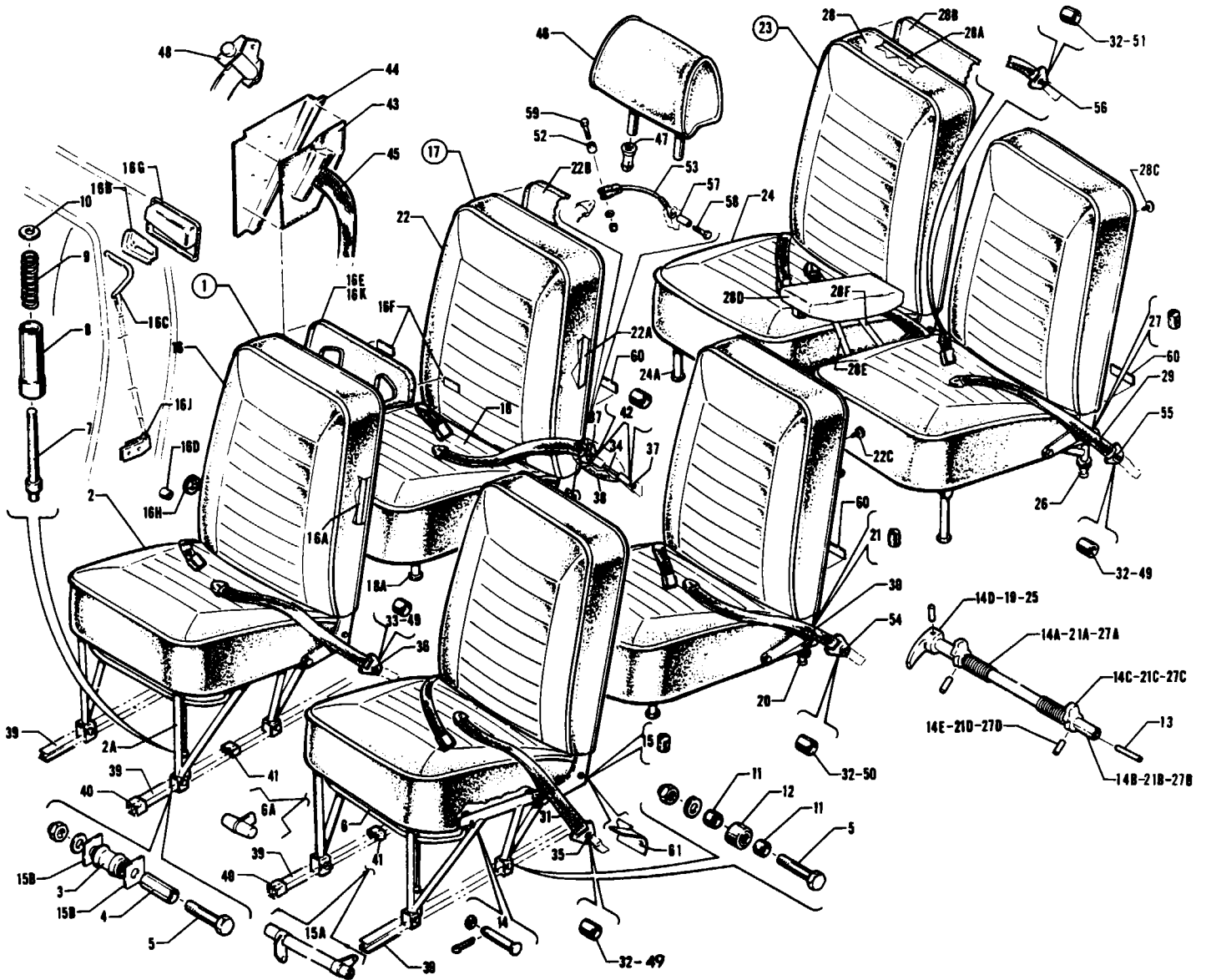


Figure 29 Seats Installation

REVISED APRIL 1980

PA-32-260
PA-32-300
PA-32R-300

PIPER PARTS CATALOG

CODE EXPLANATIONS FOR FIGURE 29

- A - Refer to Figure 30 or 31 if vertically adjustable front seats are installed and Figure 32B if aft facing center seats are installed
- B - Used on PA-32-260 with serial numbers 32-876 to 32-897 incl , and PA-32-300 with serial numbers 32-40000 to 32-40565 incl
- C - Used on PA-32-260 with serial numbers 32-898 to 32-1110 inclusive
- D - When ordering, specify color red, brown, blue, beige or black
- E - When ordering, specify color red, brown, blue or beige
- F - Used on PA-32-260 with serial numbers 32-1 to 32-1110 incl , and PA-32-300 with serial numbers 32-40000 to 32-40565 incl
- G - Used on PA-32-260 with serial numbers 32-1111 to 32-1250 incl , and PA-32-300 with serial numbers 32-40566 to 32-40850 incl
- H - When ordering, specify color red, blue, beige, green, black or white
- J - Used on PA-32-260 with serial numbers 32-1111 to 32-7200055 incl , and PA-32-300 with serial numbers 32-40566 to 32-7240147 incl
- K - Used on PA-32-260 with serial numbers 32-1251 to 32-1320 incl , and PA-32-300 with serial numbers 32-40851 to 32-41018 incl
- L - Used on PA-32-260 with serial numbers 32-7100001 to 32-7100038 incl , and PA-32-300 with serial numbers 32-7140001 to 32-7140086 incl
- M - When ordering, specify color red, blue/green, gold, black, white, green, blue, navajo sepia, navajo cactus or yellow/dark red Specify trim color black or camel on 1977 and up model aircraft
- N - Used on PA-32-260 with serial numbers 32-7200001 to 32-7200055 incl , and PA-32-300 with serial numbers 32-7240001 to 32-7240147 incl
- O - Used on PA-32-260 with serial numbers 32-7300001 and up, PA-32-300 with serial numbers 32-7340001 and up, and PA-32R-300
- P - When ordering, specify color red, brown or blue
- Q - Used on PA-32-260 with serial numbers 32-7300001 to 32-7500042 incl , and PA-32-300 with serial numbers 32-7340001 to 32-7540167 incl
- R - If seat assembly incorporates a "U" shaped handle for the seat track releasing mechanism, order part for PA-32-260 with serial numbers 32-7500043 and up, PA-32-300 with serial numbers 32-7540168 and up, and PA-32R-300
- S - Used on PA-32-260 with serial numbers 32-7500043 and up, PA-32-300 with serial numbers 32-7540168 and up, and PA-32R-300
- T - Used if seat assembly incorporates a "T" knob for the seat releasing mechanism
- U - Used on PA-32-260 with serial numbers 32-7100001 and up, PA-32-300 with serial numbers 32-7140001 and up, and PA-32R-300
- V - Used on PA-32-260 with serial numbers 32-1 to 32-1320 incl , and PA-32-300 with serial numbers 32-40000 to 32-41018 incl
- W - These parts must be ordered from Service Spares Department, Piper Aircraft Corporation, Lock Haven, Penna
- X - Used on PA-32-260 with serial numbers 32-1 to 32-7100038 incl , and PA-32-300 with serial numbers 32-40000 to 32-7140086 incl
- Y - Used on PA-32-260 with serial numbers 32-1 to 32-7200055 incl , and PA-32-300 with serial numbers 32-40000 to 32-7240147 incl
- Z - Used on PA-32-260 with serial numbers 32-7100001 to 32-7200055 incl , and PA-32-300 with serial numbers 32-7140001 to 32-7240147 incl
- AA - Used on PA-32-260 with serial numbers 32-7300001 to 32-7400036 incl , and PA-32-300 with serial numbers 32-7300001 to 32-7440104 incl
- AB - Used on PA-32-260 with serial numbers 32-7400037 to 32-7500042 incl , and PA-32-300 with serial numbers 32-7440105 to 32-7540167 incl
- AC - Used on PA-32-260 with serial numbers 32-7400037 and up, PA-32-300 with serial numbers 32-7440105 and up, and PA-32R-300
- AD - Used if seat back assembly incorporates handles for seat back and seat track release
- AE - Used on PA-32-260 with serial numbers 32-7200001 to 32-7400036 incl , and PA-32-300 with serial numbers 32-7240001 to 32-7440104 incl
- AF - If vertically installed seat back and track handles with left and right release movement are installed, order part for PA-32-260 with serial numbers 32-7400037 to 32-7500042 incl , and PA-32-300 with serial numbers 32-7440105 to 32-7540167 incl
- AG - Used on PA-32-260 with serial numbers 32-1 to 32-897 incl , and PA-32-300 with serial numbers 32-40000 to 32-40565 incl
- AH - Used on PA-32-260 with serial numbers 32-7300001 to 32-7500002 incl , and PA-32-300 with serial numbers 32-7340001 to 32-7540028 incl
- AJ - Used on PA-32-260 with serial numbers 32-7500003 to 32-7700011 incl , PA-32-300 with serial numbers 32-7540029 to 32-7740042 incl , and PA-32R-300 with serial numbers 32R-7680001 to 32R-7780188 incl
- AK - Used on PA-32-260 with serial numbers 32-1 to 32-7500002 incl , and PA-32-300 with serial numbers 32-40000 to 32-7540038 incl
- AL - See Figure 32 if 7th seat is installed
- AM - Used if headrest assembly incorporates a flat steel plate for attachment to seat back
- AN - Used on PA-32-260 with serial numbers 32-1251 to 32-7100038 incl , and PA-32-300 with serial numbers 32-40851 to 32-7140086 incl
- AO - Used on PA-32-260 with serial numbers 32-7400001 to 32-7600033 incl , PA-32-300 with serial numbers 32-7440001 to 32-7640142 incl , and PA-32R-300 with serial numbers 32R-7680001 to 32R-7680538 incl
- AP - Ascertain vendor's P/N on Lap Belt If 0108168-11 does not appear, also order matching Shoulder Belt Assembly, P/N 484 224
- AQ - Used on PA-32-260 with serial numbers 32-7200001 and up, PA-32-300 with serial numbers 32-7240001 and up, and PA-32R-300
- AR - Used if headrest assembly incorporates two round tubes for attachment to seat back
- AS - If installing Shoulder Harness Kit 760 365 on PA-32-260 with serial numbers 32-1 to 32-1110 incl , and PA-32-300 with serial numbers 32-40000 to 32-40565 incl , order reel cover with dimensions 9 1/2" x 8"
- AT - If installing Shoulder Harness Kit 760 365 on PA-32-260 with serial numbers 32-1111 and up, and PA-32-300 with serial numbers 32-40566 and up, order reel cover with dimensions 12 1/2" x 6"

PIPER PARTS CATALOG

CODE EXPLANATIONS FOR FIGURE 29 (cont)

- AU - Used on PA-32-260 with serial numbers 32-1031 to 32-1110 incl , and PA-32-300 with serial numbers 32-40456 to 32-40565 incl
- AV - When ordering, specify color olivetone, raspberry, or tan Specify color midnight blue (color code 785) for PA-32-260 with serial numbers 32-7800001 and up, PA-32-300 with serial numbers 32-7840001 to 32-7940149 incl , and PA-32R-300 with serial numbers 32R-7880001 and up Specify color dark blue (color code 796) for PA-32-300 with serial numbers 32-7940150 and up Also specify color of support assemblies, camel or black
- AW - When ordering, specify color camel or black
- AX - Used on PA-32-260 with serial numbers 32-1 to 32-1250 inclusive, and PA-32-300 with serial numbers 32-40000 to 32-40850 inclusive
- AY - Ascertain vendor's part number on shoulder belt If 0107116-9 does not appear, also order matching Lap Belt, P/N 551 368
- AZ - Used on PA-32-260 with serial numbers 32-7200001 and up, PA-32-300 with serial numbers 32-7240001 and up, and PA-32R-300
- BA - Used on PA-32-260 with serial numbers 32-876 to 32-1320 inclusive, and PA-32-300 with serial numbers 32-40000 to 32-41018 inclusive
- BB - Used on PA-32-260 with serial numbers 32-876 to 32-1110 inclusive, and PA-32-300 with serial numbers 32-40000 to 32-40565 inclusive
- BC - Used on PA-32-260 with serial numbers 32-1111 to 32-1320 inclusive, and PA-32-300 with serial numbers 32-40566 to 32-41018 inclusive
- BD - Used on PA-32-260 with serial numbers 32-7300001 to 32-7500042 inclusive, and PA-32-300 with serial numbers 32-7340001 to 32-7540167 inclusive
- BE - Used on PA-32-260 with serial numbers 32-1251 to 32-7600033 inclusive, PA-32-300 with serial numbers 32-40851 to 32-7640142 inclusive, and PA-32R-300 with serial numbers 32R-7680001 to 32R-7680538 inclusive
- BF - Used on PA-32-260 with serial numbers 32-7700001 and up, PA-32-300 with serial numbers 32-7740001 and up, and PA-32R-300 with serial numbers 32R-7780001 and up
- BG - Used if rectangular teflon washer is installed
- BH - Used if two pieces of tape are installed on seat frame
- BJ - When ordering, specify color red, blue/green, gold, black, green or bark Specify "bark I" for PA-32-260 with serial numbers 32-7700001 to 32-7700013 inclusive, PA-32-300 with serial numbers 32-7740001 to 32-7740044 inclusive, and PA-32R-300 with serial numbers 32R-7780001 to 32R-7780214 inclusive Specify "bark II" for PA-32-260 with serial numbers 32-7700014 and up, PA-32-300 with serial numbers 32-7740045 and up, and PA-32R-300 with serial numbers 32R-7780215 and up
- BK - Used on PA-32-260 with serial numbers 32-7500003 to 32-7600033 inclusive, PA-32-300 with serial numbers 32-7540029 to 32-7640142 inclusive, and PA-32R-300 with serial numbers 32R-7680001 to 32R-7680538 inclusive
- BL - See Figure 32B if aft facing center seats are installed
- BM - Used on PA-32-260 with serial numbers 32-1 to 32-7700011 inclusive, PA-32-300 with serial numbers 32-40000 to 32-7740042 inclusive, and PA-32R-300 with serial numbers 32R-7680001 to 32R-7780188 inclusive
- BN - Used if aft facing center seats are installed
- BO - Used on PA-32-260 with serial numbers 32-7700012 and up, PA-32-300 with serial numbers 32-7740043 and up, and PA-32R-300 with serial numbers 32R-7780189 and up
- BP - Used on PA-32-260 with serial numbers 32-7100001 to 32-7700011 inclusive, PA-32-300 with serial numbers 32-7140001 to 32-7740042 inclusive, and PA-32R-300 with serial numbers 32R-7680001 to 32R-7780188 inclusive
- BQ - Used on PA-32-260 with serial numbers 32-7800001 and up, PA-32-300 with serial numbers 32-7840001 and up, and PA-32R-300 with serial numbers 32R-7880001 and up
- BR - When ordering, specify color olivetone, raspberry or tan Specify color midnight blue (color code 785) for PA-32-260 with serial numbers 32-7800001 and up, PA-32-300 with serial numbers 32-7840001 to 32-7940149 incl , and PA-32R-300 with serial numbers 32R-7880001 and up Specify color dark blue (color code 796) for PA-32-300 with serial numbers 32-7940150 and up
- BS - Before ordering, ascertain O D at center of seat roller If O D of roller measures 42, (2) rollers P/N 87332-02 must be ordered If O D of roller measures 62, order roller(s) as required

PIPER PARTS CATALOG

Figure and Index Number	Part Number	Code	NOMENCLATURE	No. Req.	SERIAL NUMBERS AFFECTED	
29-	68060	F	DRAWING - Seats Installation			
	69401	J	DRAWING - Seats Installation			
	78087	O	DRAWING - Seats Installation			
-1	68061-00	P	SEAT ASSEMBLY - Front	2	32-1 to 32-875 inclusive	
	69085-00	B,P	SEAT ASSEMBLY - Front, left	1		
	66552-00	C,E	SEAT ASSEMBLY - Front, left	1		
	69408-00	D,G	SEAT ASSEMBLY - Front, left	1		
	69408-05	H,K	SEAT ASSEMBLY - Front, left	1		
	99384-04	H,L	SEAT ASSEMBLY - Front, left	1		
	99727-22	M,N	SEAT ASSEMBLY - Front, left	1		
	79337-19	M,O	SEAT ASSEMBLY - Front, left	1		
	79337-45	BQ,BR	SEAT ASSEMBLY - Front, left (luxurious)	1		
	69085-01	B,P	SEAT ASSEMBLY - Front, right	1		
	66552-01	C,E	SEAT ASSEMBLY - Front, right	1		
	69408-01	D,G	SEAT ASSEMBLY - Front, right	1		
	69408-06	H,K	SEAT ASSEMBLY - Front, right	1		
	99384-05	H,L	SEAT ASSEMBLY - Front, right	1		
	99727-05	M,N	SEAT ASSEMBLY - Front, right	1		
	79337-20	M,O	SEAT ASSEMBLY - Front, right	1		
	79337-46	BQ,BR	SEAT ASSEMBLY - Front, right (luxurious)	1		
-2	68061-02	P	CUSHION AND FRAME ASSEMBLY - Front seat, bottom	1		32-1 to 32-875 inclusive
	69085-04	B,P	CUSHION AND FRAME ASSEMBLY - Front seat, bottom, left	1		
	66552-04	C,E	CUSHION AND FRAME ASSEMBLY - Front seat, bottom, left	1		
	69408-04	D,G	CUSHION AND FRAME ASSEMBLY - Front seat, bottom, left	1		
	69408-09	H,K	CUSHION AND FRAME ASSEMBLY - Front seat, bottom, left	1		
	99384-12	H,L	CUSHION AND FRAME ASSEMBLY - Front seat, bottom, left	1		
	99727-12	M,N	CUSHION AND FRAME ASSEMBLY - Front seat, bottom, left	1		
	96806-10	M,Q,R	CUSHION AND FRAME ASSEMBLY - Front seat, left	1		
	79337-25	M,S	CUSHION AND FRAME ASSEMBLY - Front seat, bottom, left	1		
	79337-39	BQ,BR	CUSHION AND FRAME ASSEMBLY - Front seat, bottom, left (luxurious)	1		
	69085-03	B,P	CUSHION AND FRAME ASSEMBLY - Front seat, bottom, right	1		
	66552-03	C,E	CUSHION AND FRAME ASSEMBLY - Front seat, bottom, right	1		
	69408-03	D,G	CUSHION AND FRAME ASSEMBLY - Front seat, bottom, right	1		
	69408-08	H,K	CUSHION AND FRAME ASSEMBLY - Front seat, bottom, right	1		
	99384-13	H,L	CUSHION AND FRAME ASSEMBLY - Front seat, bottom, right	1		
	99727-13	M,N	CUSHION AND FRAME ASSEMBLY - Front seat, bottom, right	1		
	96806-11	M,Q,R	CUSHION AND FRAME ASSEMBLY - Front seat, right	1		
	79337-26	M,S	CUSHION AND FRAME ASSEMBLY - Front seat, bottom, right	1		
	79337-40	BQ,BR	CUSHION AND FRAME ASSEMBLY - Front seat, bottom, right (luxurious)	1		

When ordering, always specify Part Number, Description and Serial Number of Aircraft

PIPER PARTS CATALOG

Figure and Index Number	Part Number	Code	NOMENCLATURE	No. Req	SERIAL NUMBERS AFFECTED
29-2a	68059-00		*** FRAME ASSEMBLY - Front seat, bottom	1	32-1 to 32-875 inclusive
	69533-00	BA	*** FRAME ASSEMBLY - Front seat, bottom, left	1	
	69533-01	B,C	*** FRAME ASSEMBLY - Front seat, bottom, right	1	
	99077-04	L	*** FRAME ASSEMBLY - Front seat, bottom, left	1	
	99077-05	L	*** FRAME ASSEMBLY - Front seat, bottom, right	1	
	99077-08	N	*** FRAME ASSEMBLY - Front seat, bottom, left	1	
	99077-09	N	*** FRAME ASSEMBLY - Front seat, bottom, right	1	
	96765-00	Q,R	*** FRAME ASSEMBLY - Front seat, bottom, left	1	
	96765-01	Q,R	*** FRAME ASSEMBLY - Front seat, bottom, right	1	
	79818-02	S	*** FRAME ASSEMBLY - Front seat, bottom, left	1	
	79818-03	S	*** FRAME ASSEMBLY - Front seat, bottom, right	1	
-3	87332-02	BS	*** ROLLER - Seat track	2	
-4	95061-106		*** BUSHING - Seat roller	2	
-5	401 318	W	*** BOLT - (AN4-20A)	4	
	62833-78		*** WASHER - Seat roller	8	
	477 708		*** NUT - (26C-048) Aft	2	
	477 708	BG	*** NUT - (26C-048) Front	2	
	404 888	W,BH	*** NUT - (MS20365-428C) Front	2	
-6	69501-00	X	*** HANDLE - Front seat adjustment, left	1	
	69501-02	N	*** HANDLE - Front seat adjustment, left	1	
	69501-01	X	*** HANDLE - Front seat adjustment, right	1	
	69501-03	N	*** HANDLE - Front seat adjustment, right	1	
-6a	571 149	Q	*** KNOB - "T", front seat adjustment (PS10067-1-1)	1	
	79207-00	O	*** HANDLE - "U", front seat adjustment	1	
-7	76175-02	Y	*** PLUNGER - Seat	2	
	76175-03	O	*** PLUNGER - Seat	2	
-8	86102-56	W,Y	*** BUSHING - Seat plunger	2	
	96765-07	O	*** BUSHING - Seat plunger	2	
-9	50111-00	W,X	*** SPRING - Seat plunger	2	
	99724-00	N	*** SPRING - Seat plunger	2	
	587 299	O	*** SPRING - Seat plunger (LC-038F-6SS)	2	
-10	407 565	W	*** WASHER - (AN960-416)	2	
-11	79252-00	BG	*** BUSHING - Seat roller	4	
	95061-161	BH	*** BUSHING - Seat roller	4	
-12	452 386		*** BEARING - (NAS506-4)	2	
-13	480 732	U,W	*** PIN - Roll (59-040-187-0937)	2	
-14	424 187	W,Y	*** PIN - Flat head (MS20392-2C37)	2	
	424 051	W,Y	*** COTTER PIN - (MS24665-132)	2	
	407 564	W,Y	*** WASHER - (AN960-10)	8	
-14a	19336-00	U,W	*** SPRING - Seat back adjustment, inboard	1	
	19336-01	U,W	*** SPRING - Seat back adjustment, outboard	1	
-14b	26453-05	W,Z	*** TUBE ASSEMBLY - Reclining mechanism	1	
	19392-15	Q,R,W	*** TUBE ASSEMBLY - Reclining mechanism, left	1	
	19392-15	Q,R,W	*** TUBE ASSEMBLY - Reclining mechanism, right (17 43 L)	1	
	79230-00	Q	*** TUBE ASSEMBLY - Reclining mechanism, right (17 10 L)	1	
	79230-00	S	*** TUBE ASSEMBLY - Reclining mechanism, right (17 10 L)	1	
-14c	19365-02	U,W	*** CAM - Reclining seat	2	
-14d	32380-00	U,W	*** HANDLE - Seat back adjustment, cadmium plated	1	
	79442-00	U	*** HANDLE - Seat back adjustment, black	1	
-14e	480 701	U,W	*** PIN - Roll (59-028-125-0625)	3	
-15	453 706	V	*** BUMPER - Rubber (9102J)	2	
-15a	96611-00	Q,T	*** TUBE ASSEMBLY - Seat release, left	1	
	96611-01	Q,T	*** TUBE ASSEMBLY - Seat release, right	1	
-15b	79251-00		*** WASHER - Teflon	8	

When ordering, always specify Part Number, Description and Serial Number of Aircraft

PIPER PARTS CATALOG

Figure and Index Number	Part Number	Code	NOMENCLATURE	No. Req.	SERIAL NUMBERS AFFECTED	
29-16	68061-03	P	* CUSHION AND FRAME ASSEMBLY - Front seat, back	1	32-1 to 32-875 inclusive	
	69085-02	B,P	* CUSHION AND FRAME ASSEMBLY - Front seat, back	1		
	66552-02	C,E	* CUSHION AND FRAME ASSEMBLY - Front seat, back	1		
	69408-02	D,G	* CUSHION AND FRAME ASSEMBLY - Front seat, back	1		
	69408-07	H,K	* CUSHION AND FRAME ASSEMBLY - Front seat, back	1		
	99384-07	H,L	* CUSHION AND FRAME ASSEMBLY - Front seat, back	1		
	99727-23	M,N	* CUSHION AND FRAME ASSEMBLY - Front seat, back, left	1		
	96806-12	M,Q,R	* CUSHION AND FRAME ASSEMBLY - Front seat, back, left	1		
	79337-16	M,S	* CUSHION AND FRAME ASSEMBLY - Front seat, back, left	1		
	79337-27	BQ,BR	* CUSHION AND FRAME ASSEMBLY - Front seat back, left (luxurious)	1		
	99727-15	M,N	* CUSHION AND FRAME ASSEMBLY - Front seat, back, right	1		
	96806-24	M,AA	* CUSHION AND FRAME ASSEMBLY - Front seat, back, right	1		
	96806-22	M,R,AB	* CUSHION AND FRAME ASSEMBLY - Front seat, back, right	1		
	79337-17	M,S	* CUSHION AND FRAME ASSEMBLY - front seat, back, right	1		
	79337-28	BQ,BR	* CUSHION AND FRAME ASSEMBLY - front seat, back, right (luxurious)	1		
	-16a	68067-00	BB	** FRAME ASSEMBLY - Front seat, back		1
		65879-00	BC	** FRAME ASSEMBLY - Front seat, back		1
		99093-00	L	** FRAME ASSEMBLY - Front seat, back		1
99093-00		N	** FRAME ASSEMBLY - Front seat, back, left	1		
99093-07		N	** FRAME ASSEMBLY - Front seat, back, right	1		
96810-02		Q,R	** FRAME ASSEMBLY - Front seat, back, left	1		
96810-03		R,BD	** FRAME ASSEMBLY - Front seat, back, right	1		
79555-00		S	** FRAME ASSEMBLY - Front seat, back, left	1		
79555-01		S	** FRAME ASSEMBLY - Front seat, back, right	1		
-16b		99681-00	N	*** HANDLE - Seat release, inboard, red	1	
		99681-02	N	*** HANDLE - Seat release, inboard, blue/green	1	
	99681-04	N	*** HANDLE - Seat release, inboard, tan	1		
	99681-06	N	*** HANDLE - Seat release, inboard, black	1		
	99681-08	N	*** HANDLE - Seat release, inboard, white	1		
	99681-10	N	*** HANDLE - Seat release, inboard, green	1		
	99681-01	N	*** HANDLE - Seat release, outboard, red	1		
	99681-03	N	*** HANDLE - Seat release, outboard, blue/green	1		
	99681-05	N	*** HANDLE - Seat release, outboard, tan	1		
	99681-07	N	*** HANDLE - Seat release, outboard, black	1		
	99681-09	N	*** HANDLE - Seat release, outboard, white	1		
99681-11	N	*** HANDLE - Seat release, outboard, green	1			
-16c	99721-02	N	*** HANDLE - Seat release, inboard	1		
	99721-03	N	*** HANDLE - Seat release, outboard	1		
	96815-00	AA,AF	*** HANDLE - Horizontally installed with up and down release	2		
	79228-00	AB	*** HANDLE - Vertically installed with left and right release	2		
-16d	453 732	S,W	*** BUSHING - Seat back, right (PS10064-375-4)	1		
-16e	78041-03	AA,AP	** COVER ASSEMBLY - Seat back, right	1		
	78041-08	R,AB	** COVER ASSEMBLY - Seat back, right	1		
	78041-00	S,BJ	** COVER ASSEMBLY - Seat back, right	1		
	78041-09	BQ,BR	** COVER ASSEMBLY - Seat back, right (luxurious)	1		
-16f	69669-13	AD	*** PLACARD - Seat back release, left	1		
	69669-14	AD	*** PLACARD - Seat back release, right	1		

When ordering, always specify Part Number, Description and Serial Number of Aircraft

PIPER PARTS CATALOG

Figure and Index Number	Part Number	Code	NOMENCLATURE	No. Req.	SERIAL NUMBERS AFFECTED
29-16g	99678-00	N	* * COVER - Seat release, inboard, red	1	
	99678-02	N	* * COVER - Seat release, inboard, blue/green	1	
	99678-04	N	* * COVER - Seat release, inboard, tan	1	
	99678-06	N	* * COVER - Seat release, inboard, black	1	
	99678-08	N	* * COVER - Seat release, inboard, white	1	
	99678-10	N	* * COVER - Seat release, inboard, green	1	
	99678-01	N	* * COVER - Seat release, outboard, red	1	
	99678-03	N	* * COVER - Seat release, outboard, blue/green	1	
	99678-05	N	* * COVER - Seat release, outboard, tan	1	
	99678-07	N	* * COVER - Seat release, outboard, black	1	
	99678-09	N	* * COVER - Seat release, outboard, white	1	
99678-11	N	* * COVER - Seat release, outboard, green	1		
-16h	79554-02	S	* KNOB - Seat back release, right	1	
-16j	99718-01	AE	* STOP ASSEMBLY - Seat latch	1	
	99718-05	AC	* STOP ASSEMBLY - Seat latch	1	
-16k	78041-00	O BJ	* COVER ASSEMBLY - Seat back, left	1	
	78041-09	BQ,BR	* COVER ASSEMBLY - Seat back, left (luxurious)	1	
-17	68086-00	P,AG	SEAT ASSEMBLY - Center, forward facing	2	
	66553-00	C,E	SEAT ASSEMBLY - Center, forward facing	2	
	69410-02	D,G	SEAT ASSEMBLY - Center, forward facing	2	
	69410-07	H,K	SEAT ASSEMBLY - Center, forward facing	2	
	99385-01	H,L	SEAT ASSEMBLY - Center, left, forward facing	1	
	99385-00	H,L	SEAT ASSEMBLY - Center, right, forward facing	1	
	99730-01	M,N	SEAT ASSEMBLY - Center, left, forward facing	1	
	99730-00	M,N	SEAT ASSEMBLY - Center, right, forward facing	1	
	96827-02	M,AH	SEAT ASSEMBLY - Center, left, forward facing	1	
	96827-03	M,AH	SEAT ASSEMBLY - Center, right, forward facing	1	
	96827-13	M,AJ,BL	SEAT ASSEMBLY - Center, left, forward facing	1	
	96827-14	M,AJ,BL	SEAT ASSEMBLY - Center, right, forward facing	1	
	96827-24	M,BL,BO	SEAT ASSEMBLY - Center, left, forward facing	1	
	96827-25	M,BL,BO	SEAT ASSEMBLY - Center, right, forward facing	1	
	96827-33	BQ,BR	SEAT ASSEMBLY - Center, left, forward facing (luxurious)	1	
	96827-34	BQ,BR	SEAT ASSEMBLY - Center, right, forward facing (luxurious)	1	
	-18	68086-02	P,AG	* CUSHION AND FRAME ASSEMBLY - Center seat, bottom	1
66553-02		C,E	* CUSHION AND FRAME ASSEMBLY - Center seat, bottom	1	
69410-05		D,G	* CUSHION AND FRAME ASSEMBLY - Center seat, bottom	1	
69410-10		H,K	* CUSHION AND FRAME ASSEMBLY - Center seat, bottom	1	
99385-08		H,L	* CUSHION AND FRAME ASSEMBLY - Center seat, bottom, left	1	
99385-07		H,L	* CUSHION AND FRAME ASSEMBLY - Center seat, bottom, right	1	
99730-08		M,N	* CUSHION AND FRAME ASSEMBLY - Center seat, bottom, left	1	
99730-07		M,N	* CUSHION AND FRAME ASSEMBLY - Center seat, bottom right	1	
96827-06		M,AH	* CUSHION AND FRAME ASSEMBLY - Center seat, bottom, left	1	
96827-07		M,AH	* CUSHION AND FRAME ASSEMBLY - Center seat, bottom, right	1	
96827-17		M,AJ	* CUSHION AND FRAME ASSEMBLY - Center seat, bottom, left	1	
96827-18		M,AJ	* CUSHION AND FRAME ASSEMBLY - Center seat, bottom, right	1	
96827-26		M,BO	* CUSHION AND FRAME ASSEMBLY - Center seat, bottom, left	1	
96827-27		M,BO	* CUSHION AND FRAME ASSEMBLY - Center seat, bottom, right	1	
96827-31		BQ,BR	* CUSHION AND FRAME ASSEMBLY - Center seat, bottom, left (luxurious)	1	

When ordering, always specify Part Number, Description and Serial Number of Aircraft

PIPER PARTS CATALOG

Figure and Index Number	Part Number	Code	NOMENCLATURE	No Req.	SERIAL NUMBERS AFFECTED
29-18	96827-32	BQ,BR	* CUSHION AND FRAME ASSEMBLY - Center seat, bottom, right (luxurious)	1	
-18a	68088-00	F	** FRAME ASSEMBLY - Center seat, bottom	1	
	68095-00	BC	** FRAME ASSEMBLY - Center seat, bottom	1	
	99077-00	BP	** FRAME ASSEMBLY - Center seat, bottom, left	1	
	99077-01	BP	** FRAME ASSEMBLY - Center seat, bottom, right	1	
	99077-16	BO	** FRAME ASSEMBLY - Center seat, bottom, left	1	
	99077-17	BO	** FRAME ASSEMBLY - Center seat, bottom, right	1	
-19	32380-00	U,W	*** HANDLE - Seat back adjustment, cadmium plated	1	
	79442-00	U	*** HANDLE - Seat back adjustment, black	1	
-20	68068-00	AK	*** FOOT - Seat attachment, rear	2	
	79436-00	AJ	*** FOOT - Seat attachment, rear	2	
-21	453 706	V	*** BUMPER - Rubber (9102J)	2	
-21a	19336-00	U,W	*** SPRING - Seat back adjustment, inboard	1	
	19336-01	U,W	*** SPRING - Seat back adjustment, outboard	1	
-21b	26453-05	U,W	*** TUBE ASSEMBLY - Reclining mechanism	1	
-21c	19365-02	U,W	**** CAM - Reclining seat	2	
-21d	480 702	U,W	*** PIN - Roll (59-028-125-0625)	3	
-22	68068-03	P,AG	* CUSHION AND FRAME ASSEMBLY - Center seat, back	1	
	66553-03	C,E	* CUSHION AND FRAME ASSEMBLY - Center seat, back	1	
	69410-04	D,G	* CUSHION AND FRAME ASSEMBLY - Center seat, back	1	
	69410-09	H,K	* CUSHION AND FRAME ASSEMBLY - Center seat, back	1	
	99385-04	H,L	* CUSHION AND FRAME ASSEMBLY - Center seat, back	1	
	99730-04	H,N	* CUSHION AND FRAME ASSEMBLY - Center seat, back	1	
	79337-16	M,O	* CUSHION AND FRAME ASSEMBLY - Center seat, back	1	
	79337-27	BQ,BR	* CUSHION AND FRAME ASSEMBLY - Center seat, back (luxurious)	1	
-22a	68067-00	F	** FRAME ASSEMBLY - Center seat, back	1	
	65879-00	BC	** FRAME ASSEMBLY - Center seat, back	1	
	99093-00	Z	** FRAME ASSEMBLY - Center seat, back	1	
	96810-02	O,AM	** FRAME ASSEMBLY - Center seat, back	1	
	79555-00	O,AR	** FRAME ASSEMBLY - Center seat, back	1	
-22b	78041-00	O,BJ	* COVER ASSEMBLY - Seat back	1	
	78041-09	BQ,BR	* COVER ASSEMBLY - Seat back (luxurious)	1	
-22c	67958-02	BQ,BR	* BUTTON ASSEMBLY - Seat back	3	
-23	68069-00	P,AG	SEAT ASSEMBLY - Rear	2	
	66554-00	C,E	SEAT ASSEMBLY - Rear	2	
	69410-03	D,G	SEAT ASSEMBLY - Rear	2	
	69410-08	H,K	SEAT ASSEMBLY - Rear	2	
	99385-02	H,L	SEAT ASSEMBLY - Rear, left	1	
	99385-03	H,L	SEAT ASSEMBLY - Rear, right	1	
	99730-02	M,N	SEAT ASSEMBLY - Rear, left	1	
	99730-03	M,N	SEAT ASSEMBLY - Rear, right	1	
	96827-04	M,AH	SEAT ASSEMBLY - Rear, left	1	
	96827-05	M,AH	SEAT ASSEMBLY - Rear, right	1	
	96827-15	M,BK	SEAT ASSEMBLY - Rear, left	1	
	96827-16	M,BK	SEAT ASSEMBLY - Rear, right	1	
	79479-02	M,BF	SEAT ASSEMBLY - Rear, left	1	
	79479-07	M,BF	SEAT ASSEMBLY - Rear, right	1	
	79479-12	BQ,BR	SEAT ASSEMBLY - Rear, left (luxurious)	1	
	79479-14	BQ,BR	SEAT ASSEMBLY - Rear, right (luxurious)	1	
-24	68069-02	P,AG	* CUSHION AND FRAME ASSEMBLY - Rear seat, bottom	1	
	66554-02	C,E	* CUSHION AND FRAME ASSEMBLY - Rear seat, bottom	1	
	69410-06	D,G	* CUSHION AND FRAME ASSEMBLY - Rear seat, bottom	1	
	69410-11	H,K	* CUSHION AND FRAME ASSEMBLY - Rear seat, bottom	1	
	99385-05	H,L	* CUSHION AND FRAME ASSEMBLY - Rear seat, bottom, left	1	
	99385-06	H,L	* CUSHION AND FRAME ASSEMBLY - Rear seat, bottom, right	1	
	99730-05	M,N	* CUSHION AND FRAME ASSEMBLY - Rear seat, bottom, left	1	
	99730-06	M,N	* CUSHION AND FRAME ASSEMBLY - Rear seat, bottom, right	1	

When ordering, always specify Part Number, Description and Serial Number of Aircraft

PIPER PARTS CATALOG

Figure and Index Number	Part Number	Code	NOMENCLATURE	No. Req.	SERIAL NUMBERS AFFECTED
29-24	96827-08	M,AH	* CUSHION AND FRAME ASSEMBLY - Rear seat, bottom, left	1	
	96827-09	M,AH	* CUSHION AND FRAME ASSEMBLY - Rear seat, bottom, right	1	
	96827-19	M,BK	* CUSHION AND FRAME ASSEMBLY - Rear seat, bottom, left	1	
	96827-20	M,BK	* CUSHION AND FRAME ASSEMBLY - Rear seat, bottom, right	1	
	79479-08	M,BF	* CUSHION AND FRAME ASSEMBLY - Rear seat, bottom, left	1	
	79479-11	M,BF	* CUSHION AND FRAME ASSEMBLY - Rear seat, bottom, right	1	
	79479-15	BQ,BR	* CUSHION AND FRAME ASSEMBLY - Rear seat, bottom, left (luxurious)	1	
	79479-17	BQ,BR	* CUSHION AND FRAME ASSEMBLY - Rear seat, bottom, right (luxurious)	1	
-24a	68071-00	F	** FRAME ASSEMBLY - Rear seat, bottom	1	
	68072-00	BC	** FRAME ASSEMBLY - Rear seat, bottom	1	
	99077-02	BE	** FRAME ASSEMBLY - Rear seat, bottom, left	1	
	99077-03	BE	** FRAME ASSEMBLY - Rear seat, bottom, right	1	
	79633-02	BF	** FRAME ASSEMBLY - Rear seat, bottom, left	1	
	79633-15	BF	** FRAME ASSEMBLY - Rear seat, bottom, right	1	
-25	32380-00	U,W	*** HANDLE - Seat back adjustment	1	
	79442-00	U	*** HANDLE - Seat back adjustment	1	
-26	68068-00	AK	*** FOOT - Seat attachment, rear	2	
	79436-00	BK	*** FOOT - Seat attachment, rear	2	
-27	453 706	V	*** BUMPER - Rubber (9102J)	2	
-27a	19336-00	U,W	*** SPRING - Seat back adjustment, inboard	1	
	19336-01	U,W	*** SPRING - Seat back adjustment, outboard	1	
-27b	26453-06	U,W	*** TUBE ASSEMBLY - Reclining mechanism	1	
-27c	19365-02	U,W	*** CAM - Reclining seat	2	
-27d	480 701	U,W	*** PIN - Roll (59-028-125-0625)	3	
-28	68069-03	P,AG	* CUSHION AND FRAME ASSEMBLY - Rear seat, back	1	
	66554-03	C,E	* CUSHION AND FRAME ASSEMBLY - Rear seat, back	1	
	69410-04	D,G	* CUSHION AND FRAME ASSEMBLY - Rear seat, back	1	
	69410-09	H,K	* CUSHION AND FRAME ASSEMBLY - Rear seat, back	1	
	99385-04	H,L	* CUSHION AND FRAME ASSEMBLY - Rear seat, back	1	
	99730-04	M,N	* CUSHION AND FRAME ASSEMBLY - Rear seat, back	1	
	79337-16	M,O	* CUSHION AND FRAME ASSEMBLY - Rear seat, back	1	
	79337-27	BQ,BR	* CUSHION AND FRAME ASSEMBLY - Rear seat, back (luxurious)	1	
-28a	68067-00	F	** FRAME ASSEMBLY - Rear seat, back	1	
	65879-00	BC	** FRAME ASSEMBLY - Rear seat, back	1	
	99093-00	Z	** FRAME ASSEMBLY - Rear seat, back	1	
	96810-02	O,AM	** FRAME ASSEMBLY - Rear seat, back	1	
	79555-00	O,AR	** FRAME ASSEMBLY - Rear seat, back	1	
-28b	78041-02	O,BJ	* COVER ASSEMBLY - Seat back	1	
	78041-10	BQ,BR	* COVER ASSEMBLY - Seat back (luxurious)	1	
-28c	67958-02	BQ,BR	* BUTTON ASSEMBLY - Seat back	3	
-28d	79749-03	BF,AV	ARMREST ASSEMBLY - Rear seat, right	1	
-28e	79749-07	BF,AW	* SUPPORT ASSEMBLY - Armrest, forward	1	
-28f	79749-08	BF,AW	* SUPPORT ASSEMBLY - Armrest, rear	1	
-29	551 392		BELT ASSEMBLY - Safety, rear (PS50039-4-4A) black	2	

When ordering, always specify Part Number, Description and Serial Number of Aircraft

PIPER PARTS CATALOG

Figure and Index Number	Part Number	Code	NOMENCLATURE	No. Req.	SERIAL NUMBERS AFFECTED
29-30	551 391	BL	BELT ASSEMBLY - Safety, center (PS50039-4-3A) black	2	
-31	551 368	X,AP	BELT ASSEMBLY - Safety, forward (0108168-11) black	2	
	551 390		BELT ASSEMBLY - Safety, forward (PS50039-4-2A) black	2	
-32	63900-53	X	BUSHING - Seat belt attachment	8	
-33	63900-144	X	BUSHING - Seat belt attachment	2	
-34	20868-00	W,X,AL	CABLE ASSEMBLY - Safety belt attachment	2	
-35	400 441	W	BOLT - (AN3-7A)	4	
-36	401 266	W,X	BOLT - (AN3-5A)	2	
	400 441	W,AQ	BOLT - (AN3-7A)	2	
	407 800	W,X	WASHER - (AN970-3)	2	
	407 564	W,AQ	WASHER - (AN960-10)	2	
	404 887	W	NUT - (MS20365-1032C)	2	
-37	400 440	W,X	BOLT - (AN3-6A)	4	
	404 887	W,X	NUT - (MS20365-1032C)	4	
-38	68022-14	BL	BOOT - Seat belt attachment, black	2	
-39	62557-04		TRACK - Front seat	4	
-40	62654-00		STOP - Seat track, front	8	
-41	62655-00		STOP - Seat track, rear (1 62 L)	4	
	62654-00		STOP - Seat track, rear (1 20 L)	4	
	62654-03	BF,BN	STOP - Seat track, rear (3 65 L)	4	
-42	14843-51	W,X	BUSHING - Seat belt attachment	4	
-43	65764-02	F,AS	COVER - Inertia reel, 7 1/8" x 7", left, red	1	
	69598-02	F	COVER - Inertia reel, 9 1/2" x 8", left, red	1	
	69432-02	G,AT	COVER - Inertia reel, 8 1/8" x 7", left, red	1	
	69440-02	AN	COVER - Inertia reel, 12 1/2" x 6", left, red	1	
	65764-04	F,AS	COVER - Inertia reel, 7 1/8" x 7", left, blue	1	
	69598-04	F	COVER - Inertia reel, 9 1/2" x 8", left, blue	1	
	69432-03	G,AT	COVER - Inertia reel, 8 1/8" x 7", left, blue	1	
	69440-04	K	COVER - Inertia reel, 12 1/2" x 6", left, blue	1	
	69440-14	L	COVER - Inertia reel, 12 1/2" x 6", left, blue/green	1	
	65764-06	F,AS	COVER - Inertia reel, 7 1/8" x 7", left, brown	1	
	69598-06	F	COVER - Inertia reel, 9 1/2" x 8", left, brown	1	
	69432-04	G,AT	COVER - Inertia reel, 8 1/8" x 7", left, brown	1	
	65764-08	AS,AU	COVER - Inertia reel, 7 1/8" x 7", left, tan	1	
	69432-05	G,AT	COVER - Inertia reel, 8 1/8" x 7", left, tan	1	
	69440-06	AN	COVER - Inertia reel, 12 1/2" x 6", left, tan	1	
	69432-06	G,AT	COVER - Inertia reel, 8 1/8" x 7", left, black	1	
	69440-10	AN	COVER - Inertia reel, 12 1/2" x 6", left, black	1	
	69440-08	AN	COVER - Inertia reel, 12 1/2" x 6", left, green	1	
	69440-12	AN	COVER - Inertia reel, 12 1/2" x 6", left, white	1	
	65764-03	AS,AT,AX	COVER - Inertia reel, 7 1/8" x 7", right, red	1	
	69598-03	F	COVER - Inertia reel, 9 1/2" x 8", right, red	1	
	69440-03	AN	COVER - Inertia reel, 12 1/2" x 6", right, red	1	
	65764-05	AS,AT,AX	COVER - Inertia reel, 7 1/8" x 7", right, blue	1	
	69598-05	F	COVER - Inertia reel, 9 1/2" x 8", right, blue	1	
	69440-05	K	COVER - Inertia reel, 12 1/2" x 6", right, blue	1	
	69440-15	L	COVER - Inertia reel, 12 1/2" x 6", right, blue/green	1	

When ordering, always specify Part Number, Description and Serial Number of Aircraft

PIPER PARTS CATALOG

Figure and Index Number	Part Number	Code	NOMENCLATURE	No. Req.	SERIAL NUMBERS AFFECTED
29-43	65764-07	AM,AR,AX	COVER - Inertia reel, 7 1/8" x 7", right, brown	1	
	69598-07	F	COVER - Inertia reel, 9 1/2" x 8", right, brown	1	
	65764-09	AM,AR,AX	COVER - Inertia reel, 7 1/8 x 7", right, tan	1	
	69440-07	AN	COVER - Inertia reel, 12 1/2" x 6", right, tan	1	
	65764-11	G	COVER - Inertia reel, 7 1/8" x 7", right, black	1	
	69440-11	AN	COVER - Inertia reel, 12 1/2" x 6", right, black	1	
	69440-09	AN	COVER - Inertia reel, 12 1/2" x 6", right, green	1	
	69440-13	AN	COVER - Inertia reel, 12 1/2" x 6", right, white	1	
-44	65763-00	AX	BRACKET - Shoulder belt support, left	1	
	66940-00	AN	DOUBLER - Shoulder belt support, left	1	
	65763-01	AX	BRACKET - Shoulder belt support, right	1	
	66940-01	AN	BRACKET - Shoulder belt support, right	1	
-45	484 224	X,AY	BELT ASSEMBLY - Shoulder (01071 16-9) black	2	
-46	99255-00	H,L	HEADREST ASSEMBLY	6	
	99255-03	M,N	HEADREST ASSEMBLY	6	
	96806-17	M,Q,AM	HEADREST ASSEMBLY	5	
	96806-26	M,Q,AM	HEADREST ASSEMBLY - Co-pilot seat	1	
	79337-18	M,S,AR	HEADREST ASSEMBLY - Front seat (8" high)	2	
	79764-02	M,BF,AR	HEADREST ASSEMBLY - Front seat (10" high)	2	
	79337-18	M,S,AR	HEADREST ASSEMBLY - Center and rear seat (8" high)	4	
	79764-02	M,BF,AR	HEADREST ASSEMBLY - Center and rear seat (10" high)	4	
	79337-41	BQ,BR	HEADREST ASSEMBLY - Front, center and rear seats (6" high) luxurious	6	
	79764-04	BQ,BR	HEADREST ASSEMBLY - Front, center and rear seats (10" high) luxurious	6	
-47	99361-00	W,Z	RECEPTACLE - Headrest	12	
	78044-00	Q	RECEPTACLE - Headrest	6	
-48	452 692	AZ	BELT ASSEMBLY - Shoulder, front (PS50039-4-21)	2	
	452 679	AZ	BELT ASSEMBLY - Shoulder, center (PS50039-4-19)	2	
	551 396	AO	BELT ASSEMBLY - Shoulder, rear (PS50039-4-15)	2	
	452 679	BF	BELT ASSEMBLY - Shoulder, rear (PS50039-4-19)	2	
-49	63900-145	AQ	BUSHING - Seat belt attachment	6	
-50	63900-146	AQ,BL	BUSHING - Seat belt attachment	2	
-51	63900-147	AQ	BUSHING - Seat belt attachment	2	
-52	63900-149	AQ,BL	BUSHING - Seat belt attachment	2	
-53	96908-00	AQ,BL	CABLE ASSEMBLY - Safety belt	2	
-54	400 441	W,X	BOLT - (AN3-7A)	2	
	400 004	W,AQ,BL	BOLT - (AN4-7A)	2	
	407 565	W,AQ,BL	WASHER - (AN960-416)	2	
-55	400 441	W,AQ	BOLT - (AN3-7A)	2	
	407 564	W,AQ	WASHER - (AN960-10)	2	
-56	400 441	W,X	BOLT - (AN3-7A)	2	
	400 440	W,AQ	BOLT - (AN3-6A)	2	
	407 564	W,AQ	WASHER - (AN960-10)	2	
-57	95061-90	AQ,BL	BUSHING	2	
-58	401 194	W,AQ,BL	BOLT - (AN5-16A)	2	
	407 566	W,AQ,BL	WASHER - (AN960-516)	2	
	404 889	W,AQ,BL	NUT - (MS20365-524C)	2	
-59	401 187	W,AQ,BL	BOLT - (AN5-7A)	2	
	407 566	W,AQ,BL	WASHER - (AN960-516)	2	
	404 837	W,AQ,BL	NUT - (MS20364-524C)	2	
-60	69669-110	BM	PLACARD - Seat release	4	
-61	76176-02	BF,BN	CLIP - Seat	2	

When ordering, always specify Part Number, Description and Serial Number of Aircraft

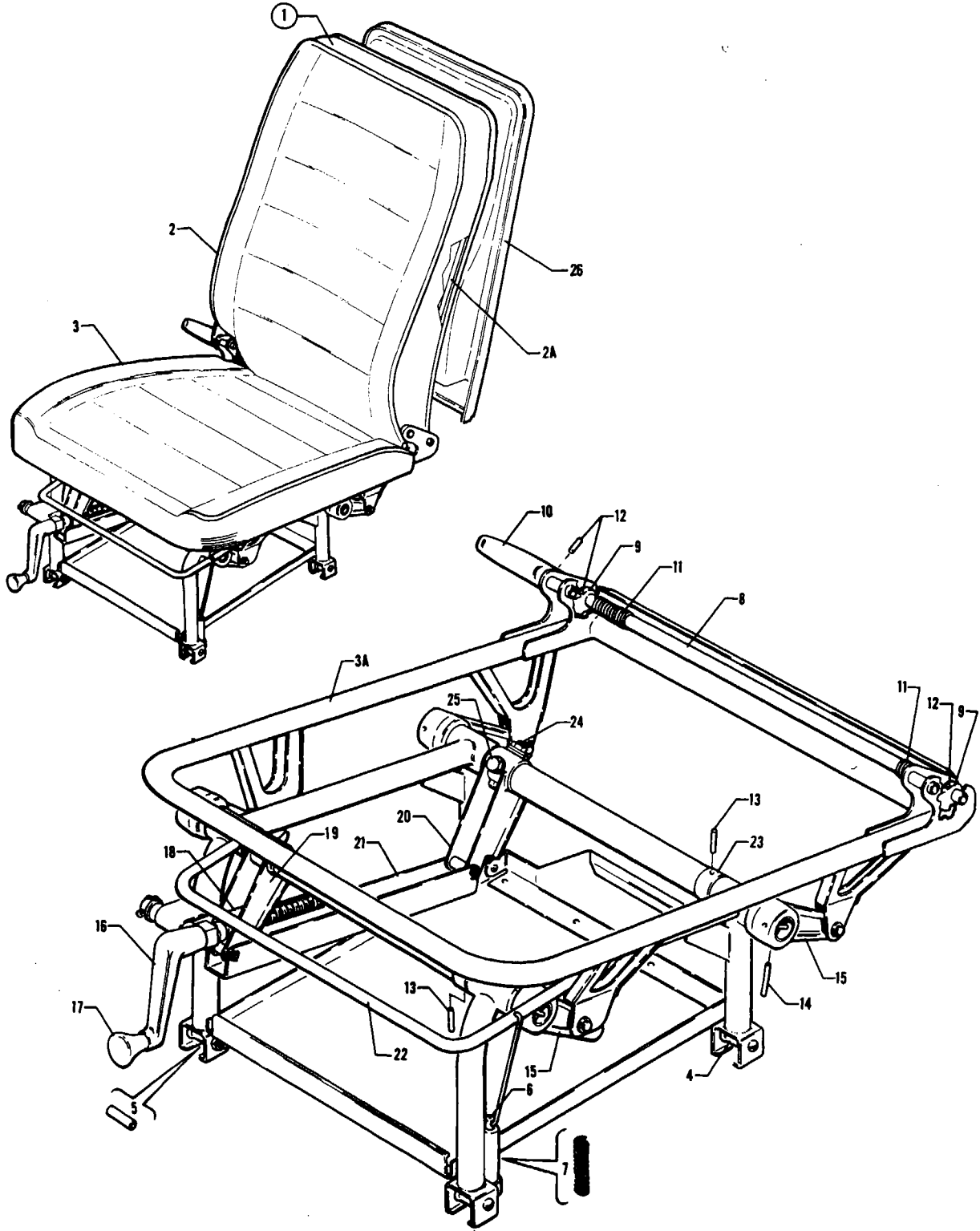


Figure 30 Vertically Adjustable Front Seat Assembly
(PA-32-260 - Serial Nos. 32-1251 to 32-7400009 inclusive)
(PA-32-300 - Serial Nos. 32-40851 to 32-7440027 inclusive)

PIPER PARTS CATALOG

CODE EXPLANATIONS FOR FIGURE 30

- A - Used on PA-32-260 with serial numbers 32-1251 to 32-740009 incl , and PA-32-300 with serial numbers 32-40851 to 32-7440027 incl
- B - When ordering, specify color red, blue, beige, black, green or white
- C - Used on PA-32-260 with serial numbers 32-1251 to 32-1320 incl , and PA-32-300 with serial numbers 32-40851 to 32-41018 incl
- D - Used on PA-32-260 with serial numbers 32-7100001 to 32-7100038 incl , and PA-32-300 with serial numbers 32-7140001 to 32-7140086 incl
- E - Used on PA-32-260 with serial numbers 32-7200001 to 32-7200055 incl , and PA-32-300 with serial numbers 32-7240001 to 32-7240147 incl
- F - When ordering, specify color red, blue/green, gold, black, white or green
- G - Used on PA-32-260 with serial number 32-7300001 to 32-7400009 incl , and PA-32-300 with serial numbers 32-7340001 to 32-7440027 incl
- H - Used on PA-32-260 with serial numbers 32-7100001 to 32-7200055 incl , and PA-32-300 with serial numbers 32-7140001 to 32-7240147 incl
- J - Used on PA-32-360 with serial numbers 32-7100001 to 32-7400009 incl , and PA-32-300 with serial numbers 32-7140001 to 32-7440027 incl
- K - Before ordering, ascertain O D at center of seat roller. If O D of roller measures 42, (2) rollers P/N 87332-02 must be ordered. If O D of roller measures 62, order roller(s) as required
- W - These parts must be ordered from Service Spares Department, Piper Aircraft, Lock Haven, Penna

PIPER PARTS CATALOG

Figure and Index Number	Part Number	Code	NOMENCLATURE	No. Req.	SERIAL NUMBERS AFFECTED
30-1	66984-00	B,C	SEAT ASSEMBLY - Adjustable front, left	1	
	99353-04	B,D	SEAT ASSEMBLY - Adjustable front, left	1	
	99353-16	E,F	SEAT ASSEMBLY - Adjustable front, left	1	
	69568-02	F,G	SEAT ASSEMBLY - Adjustable front, left	1	
	66984-01	B,C	SEAT ASSEMBLY - Adjustable front, right	1	
	99353-05	B,D	SEAT ASSEMBLY - Adjustable front, right	1	
	99353-17	E,F	SEAT ASSEMBLY - Adjustable front, right	1	
	69568-03	F,G	SEAT ASSEMBLY - Adjustable front, right	1	
	-2	66984-04	B,C	* CUSHION ASSEMBLY - Back	1
99353-07		B,D	* CUSHION ASSEMBLY - Back	1	
99353-18		E,F	* CUSHION ASSEMBLY - Back	1	
96806-12		F,G	* CUSHION ASSEMBLY - Back	1	
-2a	66992-00	C	* * FRAME ASSEMBLY - Back	1	
	99093-00	H	* * FRAME ASSEMBLY - Back	1	
	96810-02	G	* * FRAME ASSEMBLY - Back	1	
-3	66984-06	B,C	* CUSHION ASSEMBLY - Bottom, left	1	
	99353-12	B,D	* CUSHION ASSEMBLY - Bottom, left	1	
	99353-21	E,F	* CUSHION ASSEMBLY - Bottom, left	1	
	69568-06	F,G	* CUSHION ASSEMBLY - Bottom, left	1	
	66984-07	B,C	* CUSHION ASSEMBLY - Bottom, right	1	
	99353-13	B,D	* CUSHION ASSEMBLY - Bottom, right	1	
	99353-22	E,F	* CUSHION ASSEMBLY - Bottom, right	1	
	69568-07	F,G	* CUSHION ASSEMBLY - Bottom, right	1	
	-3a	99305-08	C	* * FRAME ASSEMBLY - Bottom, left	1
99305-09		C	* * FRAME ASSEMBLY - Bottom, right	1	
99305-00		J	* * FRAME ASSEMBLY - Bottom, left	1	
99305-01		J	* * FRAME ASSEMBLY - Bottom, right	1	
-4	87332-02	K	* * * ROLLER - Seat	4	
-5	65003-47	W	* * * BUSHING - Seat roller	4	
-6	76175-02		* * * PLUNGER - Seat	2	
-7	50111-00	W	* * * SPRING - Seat plunger	2	
-8	26453-05	W	* * * TUBE ASSEMBLY - Reclining mechanism	1	
-9	19365-02	W	* * * * CAM - Reclining seat	2	
-10	32380-00	W	* * * HANDLE - Seat back adjustment	1	
-11	19336-00	W	* * * SPRING - Seat back adjustment, inboard	1	
	19336-01	W	* * * SPRING - Seat back adjustment, outboard	1	
-12	480 701	W	* * * PIN - Roll (59-028-125-0625)	3	
-13	480 727		* * * PIN - Roll (52-028-125-1000)	2	
-14	480 690		* * * PIN - Roll (52-040-187-1250)	10	
-15	27018-00		* * * ARM - Seat adjusting	4	
-16	26653-00		* * * HANDLE ASSEMBLY - Seat vertical adjusting	1	
-17	571 131		* * * * KNOB - (KN678-1)	1	
-18	26952-00		* * * * BLOCK - Seat adjustment	1	
-19	26965-00		* * * ANGLE ASSEMBLY - Seat adjustment, front	1	
-20	26965-02		* * * ANGLE ASSEMBLY - Seat adjustment, rear	1	
-21	26961-00		* * * CHANNEL - Seat adjustment	1	
-22	26966-00		* * * TUBE - Seat catch release	1	
-23	26953-00		* * * BUSHING - Seat	2	
-24	27244-00		* * * BOLT - Special	1	
	407 565	W	* * * WASHER - (AN960-416)	2	
	404 888	W	* * * NUT - (MS20365-428C)	1	
	401 315	W	* * * BOLT - (AN4-15A)	1	
	27245-00		* * * WASHER - Special	4	
-25	404 888	W	* * * NUT - (MS20365-428C)	1	
	78041-00	F,G	* COVER ASSEMBLY - Seat back	1	

When ordering, always specify Part Number, Description and Serial Number of Aircraft

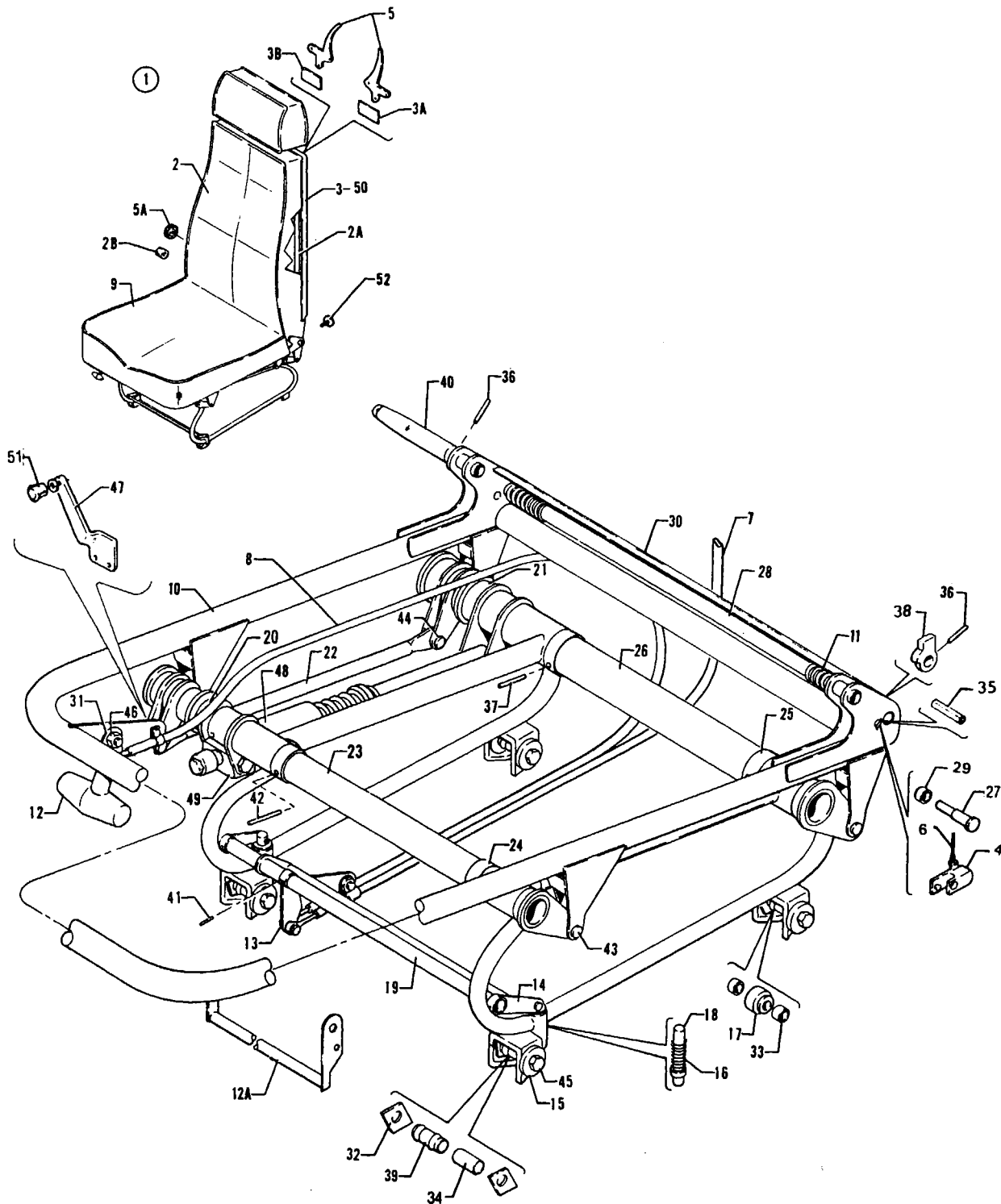


Figure 31 Vertically Adjustable Front Seat Assembly
 (PA-32-260 - Serial Nos 32-7400010 and up)
 (PA-32-300 - Serial Nos 32-7440028 and up)
 (PA-32R-300 - Serial Nos 32R-7680001 and up)

PIPER PARTS CATALOG

CODE EXPLANATIONS FOR FIGURE 31

- A - Used on PA-32-260 with serial numbers 32-7400010 and up, PA-32-300 with serial numbers 32-7440028 and up, and PA-32R-300
- B - Used on PA-32-260 with serial numbers 32-7500043 and up, PA-32-300 with serial numbers 32-7540168 and up, and PA-32R-300
- C - If Seat Assembly incorporates a "U" shaped handle for the seat track releasing mechanism, order part for PA-32-260 with serial numbers 32-7500043 and up, PA-32-300 with serial numbers 32-7540168 and up, and PA-32R-300
- D - Used on PA-32-260 with serial numbers 32-7400010 to 32-7500042 inclusive, and PA-32-300 with serial numbers 32-7440028 to 32-7540167 inclusive
- E - When ordering, specify color red, blue/green, gold, black, white, green, blue, navajo sepia, navajo cactus or yellow/dark red Specify trim color black or camel on 1977 and up model aircraft
- F - Used if rectangular teflon washer is installed
- G - Used if two pieces of tape are installed on seat frame
- H - When ordering, specify color red, blue/green, gold, black, white, green or bark Specify color "bark I" for PA-32-260 with serial numbers 32-7700001 to 32-7700013 inclusive, PA-32-300 with serial numbers 32-7740001 to 32-7740044 inclusive, and PA-32R-300 with serial numbers 32R-7780001 to 32R-7780214 inclusive Specify color "bark II" for PA-32-260 with serial numbers 32-7700014 and up, PA-32-300 with serial numbers 32-7740045 and up, and PA-32R-300 with serial numbers 32R-7780215 and up
- J - Used on PA-32-260 with serial numbers 32-7400010 to 32-7600033 inclusive, PA-32-300 with serial numbers 32-7440028 to 32-7640142 inclusive, and PA-32R-300 with serial numbers 32R-7680001 to 32R-7680538 inclusive
- K - Used on PA-32-260 with serial numbers 32-7700001 and up, PA-32-300 with serial numbers 32-7740001 and up, and PA-32R-300 with serial numbers 32R-7780001 and up
- L - Used if seat adjustment control assembly 76445-00 (P L Porter Co P/N SL10100 Rev B) is installed
- M - Used if seat adjustment control assembly 587 404 (Gas Spring Corp P/N 06-10-080-310-025) is installed
- N - Used on PA-32-260 with serial numbers 32-7800001 and up, PA-32-300 with serial numbers 32-7840001 and up, and PA-32R-300 with serial numbers 32R-7880001 and up
- O - When ordering, specify color olivetone, raspberry or tan Specify color midnight blue (color code 785) for PA-32-260 with serial numbers 32-7800001 and up, PA-32-300 with serial numbers 32-7840001 to 32-7940149 incl , and PA-32R-300 with serial numbers 32R-7880001 and up Specify color dark blue (color code 796) for PA-32-300 with serial numbers 32-7940150 and up
- P - Used on PA-32-260 with serial numbers 32-7700001 to 32-7700023 inclusive, PA-32-300 with serial numbers 32-7740001 to 32-7740113 inclusive, and PA-32R-300 with serial numbers 32R-7780001 to 32R-7780538 inclusive
- Q - Used on PA-32-260 with serial numbers 32-7800001 and up, PA-32-300 with serial numbers 32-7840001 to 32-7940149 incl , and PA-32R-300 with serial numbers 32R-7880001 and up
- R - Used on PA-32-300 only
- S - Before ordering, ascertain O D at center of seat roller If O D of roller measures 42, (2) rollers P/N 87332-02 must be ordered If O D of rollers measures 62, order roller(s) as required
- T - Ascertain part no stamped on control assembly Reorder control assembly of same part number
- W - These parts must be ordered from Service Spares Department, Piper Aircraft, Lock Haven, Penna

PIPER PARTS CATALOG

Figure and Index Number	Part Number	Code	NOMENCLATURE	No. Req.	SERIAL NUMBERS AFFECTED
31-1	79592-02	E	SEAT ASSEMBLY - Adjustable front, left	1	
	79592-04	N,O	SEAT ASSEMBLY - Adjustable front, left (luxurious)	1	
	79592-03	E	SEAT ASSEMBLY - Adjustable front, right	1	
	79592-05	N,O	SEAT ASSEMBLY - Adjustable front, right (luxurious)	1	
-2	96806-12	C,D,E	* CUSHION ASSEMBLY - Back, left	1	
	79337-16	B,E	* CUSHION ASSEMBLY - Back, left	1	
	79337-27	N,O	* CUSHION ASSEMBLY - Back, left (luxurious)	1	
	96806-22	C,D,E	* CUSHION ASSEMBLY - Back, right	1	
	79337-17	B,E	* CUSHION ASSEMBLY - Back, right	1	
	79337-28	N,O	* CUSHION ASSEMBLY - Back, right (luxurious)	1	
-2a	96810-02	C,D	** FRAME ASSEMBLY - Back, left	1	
	96810-03	C,D	** FRAME ASSEMBLY - Back, right	1	
	79555-00	B	** FRAME ASSEMBLY - Back, left	1	
	79555-01	B	** FRAME ASSEMBLY - Back, right	1	
-2b	453 732	B,W	*** BUSHING - Seat back, right (PS10064-375-4)	1	
-3	78041-08	C,D,H	** COVER ASSEMBLY - Seat back, right	1	
	78041-00	B,H	** COVER ASSEMBLY - Seat back, right	1	
	78041-09	N,O	** COVER ASSEMBLY - Seat back, right (luxurious)	1	
-3a	69669-13	D	*** PLACARD - Seat back release, left	1	
-3b	69669-14	D	*** PLACARD - Seat track release, right	1	
-4	99718-05		** STOP ASSEMBLY - Seat latch, right	1	
-5	79228-00	D	** HANDLE - Seat release, right	2	
-5a	79554-02	B	** KNOB - Seat back release	1	
-6	99719-03	D	** CABLE ASSEMBLY - Seat back release (passenger operated, length 27")	1	
-7	99719-16	D	** CABLE ASSEMBLY - Seat track release (passenger operated, length 40")	1	
-8	554 422		* CABLE ASSEMBLY - Seat track release (crew operated, length 27") (PS50146-8-1)	1	
-9	555 563	J	* COVER ASSEMBLY - Seat bottom, red	1	
	555 564	J	* COVER ASSEMBLY - Seat bottom, blue/green	1	
	555 565	J	* COVER ASSEMBLY - Seat bottom, gold	1	
	555 568	J	* COVER ASSEMBLY - Seat bottom, green	1	
	555 566	J	* COVER ASSEMBLY - Seat bottom, black	1	
	555 567	J	* COVER ASSEMBLY - Seat bottom, white	1	
	555 953	K	* COVER ASSEMBLY - Seat bottom, red (with black trim)	1	
	555 954	K	* COVER ASSEMBLY - Seat bottom, blue (with black trim)	1	
	555 955	K	* COVER ASSEMBLY - Seat bottom, gold (with black trim)	1	
	555 956	P	* COVER ASSEMBLY - Seat bottom, green (with black trim)	1	
	555 957	P	* COVER ASSEMBLY - Seat bottom, black (with black trim)	1	
	555 884	K	* COVER ASSEMBLY - Seat bottom navajo sepia (with camel trim)	1	
	555 885	K	* COVER ASSEMBLY - Seat bottom navajo cactus (with camel trim)	1	
	555 886	P	* COVER ASSEMBLY - Seat bottom, orange (with camel trim)	1	
	555 887	P	* COVER ASSEMBLY - Seat bottom, blue/green (with camel trim)	1	
	555 888	K	* COVER ASSEMBLY - Seat bottom, navajo sepia (with black trim)	1	
	555 889	K	* COVER ASSEMBLY - Seat bottom, navajo cactus (with black trim)	1	
	555 890	P	* COVER ASSEMBLY - Seat bottom, orange (with black trim)	1	
	555 891	P	* COVER ASSEMBLY - Seat bottom, blue/green (with black trim)	1	
	556 342	N	* COVER ASSEMBLY - Seat bottom, red (with camel trim)	1	
	556 343	N	* COVER ASSEMBLY - Seat bottom, blue (with camel trim)	1	
	556 344	N	* COVER ASSEMBLY - Seat bottom, gold (with camel trim)	1	

When ordering, always specify Part Number, Description and Serial Number of Aircraft

PIPER PARTS CATALOG

Figure and Index Number	Part Number	Code	NOMENCLATURE	No Req.	SERIAL NUMBERS AFFECTED
31-9	556 236	N	* COVER ASSEMBLY - Seat bottom, olivetone (luxurious)	1	
	556 237	Q	* COVER ASSEMBLY - Seat bottom, midnight blue (luxurious)	1	
	556 705	R	* COVER ASSEMBLY - Seat bottom, dark blue (luxurious)	1	32-7940150 and up
	556 238	N	* COVER ASSEMBLY - Seat bottom, raspberry (luxurious)	1	
	556 239	N	* COVER ASSEMBLY - Seat bottom, tan (luxurious)	1	
-10	79540-00	L	* FRAME ASSEMBLY - Seat bottom, left	1	
	79540-02	M	* FRAME ASSEMBLY - Seat bottom, left	1	
	79540-01	L	* FRAME ASSEMBLY - Seat bottom, right	1	
	79540-03	M	* FRAME ASSEMBLY - Seat bottom, right	1	
-11	19336-00	W	** SPRING - Seat back adjustment, inboard	1	
	19336-01	W	** SPRING - Seat back adjustment, outboard	1	
-12	571 149		** KNOB - (PS10017-1-1)	1	
-12a	79207-00		** HANDLE - Seat release	1	
-13	76187-00		** ARM ASSEMBLY - Seat release	1	
-14	36858-02		** ARM ASSEMBLY - Seat latch (forged)	2	
-15	62833-78		** WASHER	8	
-16	587 299		** SPRING - Seat plunger (LC-038F-6SS)	2	
-17	452 386		** ROLLER - (NAS506-4)	2	
-18	76175-00		** PLUNGER	2	
-19	76172-03		** TUBE - Bellcrank	1	
-20	76347-01		** BELLCRANK ASSEMBLY - Forward, left	1	
	36856-02		** BELLCRANK ASSEMBLY - Forward, right	1	
-21	78362-00	L	** BELLCRANK ASSEMBLY - Aft, left	1	
	79792-02	M	** BELLCRANK ASSEMBLY - Aft, left	1	
	78362-01	L	** BELLCRANK ASSEMBLY - Aft, right	1	
	79792-03	M	** BELLCRANK ASSEMBLY - Aft, right	1	
-22	36864-02		** LINK ASSEMBLY - Seat (forged)	1	
-23	76343-00		** TUBE ASSEMBLY - Forward	1	
-24	76351-02		** BUSHING - Seat	2	
-25	76351-03		** BUSHING - Seat	2	
-26	78361-00		** TUBE ASSEMBLY - Aft	1	
-27	79229-00		** BEARING SHAFT - Seat release, right	1	
-28	79230-00		** TUBE - Seat reclining	1	
-29	79235-00		** BUSHING - Seat track release, right	1	
-30	76176-00		** COVER - Reclining seat	1	
-31	76169-02	D	** LEVER - Seat	1	
-32	79251-00		** WASHER - Teflon	8	
-33	79252-00	F	** SPACER - Seat	4	
	95061-161	G	** SPACER - Seat	4	
-34	95061-106		** SPACER	2	
-35	480 732	W	** PIN - Roll (59-040-187-0937)	2	
-36	480 701	W	** PIN - Roll (59-028-125-0625)	3	
-37	480 790		** PIN - (MS9048-172) (1 25 L)	4	
	480 801		** PIN - (MS9048-173) (1 37 L)	4	
-38	19365-02	W	** CAM - Reclining seat	2	
-39	87332-02	S	** ROLLER - Seat	2	
-40	32380-00	W	** HANDLE - Seat recliner, cadmium plated	1	
	79442-00		** HANDLE - Seat recliner, black	1	
-41	480 777		** PIN - (MS9048-100) 50 long	3	
	480 592		** PIN - (MS9048-101) 56 long	3	
-42	480 789		** PIN - (MS9048-170)	4	
-43	424 174	W	** PIN - (MS20392-2C11)	4	
	407 564	W	** WASHER - (AN960-10)	4	
	424 051	W	** COTTER PIN - (MS24665-132)	4	
-44	424 205	W	** PIN - (MS20392-3C17)	2	
	407 565	W	** WASHER - (AN960-416)	2	
	424 051	W	** COTTER PIN - (MS24665-132)	2	

When ordering, always specify Part Number, Description and Serial Number of Aircraft

PIPER PARTS CATALOG

Figure and Index Number	Part Number	Code	NOMENCLATURE	No Req.	SERIAL NUMBERS AFFECTED
31-45	401 318	W	* * BOLT - (AN4-20A)	4	
	477 708		* * NUT - (26C-048) Aft	2	
	477 708	F	* * NUT - (26C-048) Front	2	
	404 888	G,W	* * NUT - (MS20365-428C) Front	2	
	-46 400 002	W	* * BOLT - (AN4-5A)	1	
	494 133		* * WASHER - Nylon 1/4 I D	1	
	407 585	W	* * WASHER - (AN960-416L)	1	
	404 888	W	* * NUT - (MS20365-428C)	1	
	-47 37902-08	T	* CONTROL ARM - Actuator, left	1	
	37902-09	T	* CONTROL ARM - Actuator, right	1	
	-48 76445-00		* CONTROL ASSEMBLY - Seat adjustment (P L Porter Co P/N SL 10100 Rev B)	1	
	587 404		* CONTROL ASSEMBLY - Seat adjustment (Gas Spring Corp P/N 06-10-080-310-025)	1	
-49	37902-02	L	* ADAPTER - Seat control	1	
	37902-06	M	* ADAPTER - Seat control	1	
-50	78041-00	H	* COVER ASSEMBLY - Seat back, left	1	
-51	471 084		* KNOB - Actuator (233)	1	
	407 135	W	* WASHER - (AN936-A10)	1	
-52	67958-02		* BUTTON ASSEMBLY - Seat back	3	

When ordering, always specify Part Number, Description and Serial Number of Aircraft

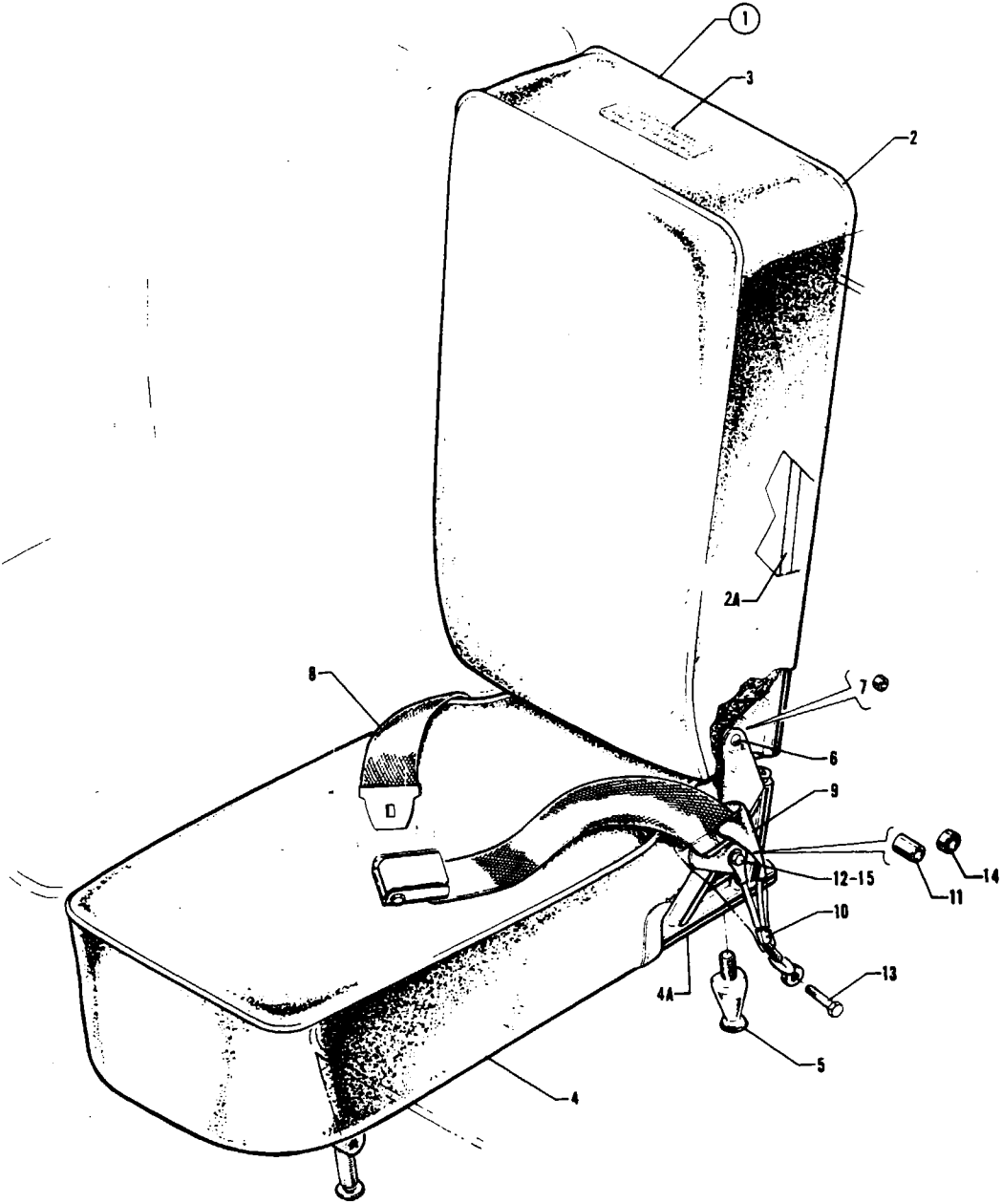


Figure 32 7th Seat Installation

REVISED APRIL 1980

PIPER PARTS CATALOG

CODE EXPLANATIONS FOR FIGURE 32

- A - When ordering, specify color red, brown, blue or beige
- B - Used on PA-32-260 with serial numbers 32-7200001 to 32-7200055 incl , and PA-32-300 with serial numbers 32-7240001 to 32-7240147 incl
- C - Used on PA-32-260 with serial numbers 32-1 to 32-1110 incl , and PA-32-300 with serial numbers 32-40000 to 32-40565 incl
- D - When ordering specify color red, blue/green, gold, black, white, green, blue, navajo sepia, navajo cactus or yellow/dark red Specify trim color black or camel on 1977 and up model aircraft
- E - When ordering, specify color red, blue, brown, beige or black
- F - Used on PA-32-260 with serial numbers 32-1 to 32-1250 incl , and PA-32-300 with serial numbers 32-40000 to 32-40850 incl
- G - Used on PA-32-260 with serial numbrs 32-1111 to 32-1250 incl , and PA-32-300 with serial numbers 32-40566 to 32-40850 incl
- H - When ordering, specify color red, blue, black, beige, white or green
- J - Used on PA-32-260 with serial numbers 32-1 to 32-1320 incl , and PA-32-300 with serial numbers 32-40000 to 32-41018 incl
- K - Used on PA-32-260 with serial numbers 32-7100001 and up, PA-32-300 with serial numbers 32-7140001 and up, and PA-32R-300
- L - Used on PA-32-260 with serial numbers 32-1251 to 32-1320 incl , and PA-32-300 with serial numbers 32-40851 to 32-41018 incl
- M - Used on PA-32-260 with serial numbers 32-7100001 to 32-7100038 incl , and PA-32-300 with serial numbers 32-7140001 to 32-7140086 incl
- N - Used on PA-32-260 with serial numbers 32-7300001 and up, PA-32-300 with serial numbers 32-7340001 and up, and PA-32R-300
- O - Used on PA-32-260 with serial numbers 32-7300001 to 32-7500002 incl , and PA-32-300 with serial numbers 32-7340001 to 32-7540028 incl
- P - Used on PA-32-260 with serial numbers 32-7500003 to 32-7700011 incl , and PA-32-300 with serial numbers 32-7540029 to 32-7740042 incl
- Q - Used on PA-32R-300 only
- R - Used on PA-32-260 with serial numbers 32-7500003 to 32-7700011 incl , PA-32-300 with serial numbers 32-7540029 to 32-7740042 incl , and PA-32R-300 with serial numbers 32R-7680001 to 32R-7780188 incl
- S - Used on PA-32-300 with serial numbers 32-7940001 and up, and PA-32R-300 with serial numbers 32R-7680001 and up
- T - Used on PA-32-260 with serial numbers 32-1 and up, and PA-32-300 with serial numbers 32-40000 to 32-7840222 incl , and PA-32R-300 with serial numbers 32R-7680001 to 32R-7780188 incl
- U - Used on PA-32-260 with serial numbers 32-7200001 and up, PA-32-300 with serial numbers 32-7240001 and up, and PA-32R-300
- V - Used on PA-32-260 with serial numbers 32-1 to 32-7100038 incl , and PA-32-300 with serial numbers 32-40000 to 32-7140086 incl
- W - These parts must be ordered from Service Spares Department, Piper Aircraft, Lock Haven, Penna
- X - Used on PA-32-260 with serial numbers 32-1 to 32-7500002 incl , and PA-32-300 with serial numbers 32-40000 to 32-7540028 incl
- Y - Used on PA-32-260 with serial numbers 32-1 to 32-7600033 incl , PA-32-300 with serial numbers 32-40000 to 32-7640142 incl , and PA-32R-300 with serial numbers 32R-7680001 to 32R-7680538 incl
- Z - Used on PA-32-260 with serial numbers 32-7700001 and up, PA-32-300 with serial numbers 32-7740001 and up, and PA-32R-300 with serial numbers 32R-7780001 and up
- AA - Used on PA-32-260 with serial numbers 32-7700012 and up, and PA-32-300 with serial numbers 32-7740043 to 32-7840222 incl
- AB - Used on PA-32-260 with serial numbers 32-7700012 and up, and PA-32-300 with serial numbers 32-7740043 and up, and PA-32R-300 with serial numbers 32R-7780189 and up
- AC - When ordering, specify color olivetone, raspberry or tan Specify color midnight blue (color code 785) for PA-32-260 with serial numbers 32-7800001 and up, PA-32-300 with serial numbers 32-7840001 to 32-7940149 incl , and PA-32R-300 with serial numbers 32R-7880001 and up Specify color dark blue (color code 796) for PA-32-300 with serial numbers 32-7940150 and up
- AD - Used on PA-32-260 with serial numbers 32-7800001 and up, and PA-32-300 with serial numbers 32-7840001 to 32-7840222 incl
- AE - Used on PA-32-260 with serial numbers 32-7800001 and up, PA-32-300 with serial numbers 32-7840001 and up, and PA-32R-300 with serial numbers 32R-7880001 and up

PIPER PARTS CATALOG

Figure and Index Number	Part Number	Code	NOMENCLATURE	No. Req	SERIAL NUMBERS AFFECTED
32-	69072	J	DRAWING - 7th Seat Installation		
	69595	K	DRAWING - 7th Seat Installation		
-1	69068-02	A,C	SEAT ASSEMBLY	1	
	69068-06	E,G	SEAT ASSEMBLY	1	
	69068-08	H,L	SEAT ASSEMBLY	1	
	69068-11	H,M	SEAT ASSEMBLY	1	
	69068-18	B,D	SEAT ASSEMBLY	1	
	78108-00	D,O	SEAT ASSEMBLY	1	
	78108-08	D,P	SEAT ASSEMBLY	1	
	78108-09	D,Q	SEAT ASSEMBLY	1	
	78108-11	D,AA	SEAT ASSEMBLY	1	
	78108-12	D,S	SEAT ASSEMBLY	1	
	78108-13	AC,AD	SEAT ASSEMBLY - (Luxurious)	1	
	78108-14	AC,S	SEAT ASSEMBLY - (Luxurious)	1	
-2	69068-04	A,C	* CUSHION AND FRAME ASSEMBLY - Back	1	
	69068-07	E,G	* CUSHION AND FRAME ASSEMBLY - Back	1	
	69068-09	H,L	* CUSHION AND FRAME ASSEMBLY - Back	1	
	69068-12	H,M	* CUSHION AND FRAME ASSEMBLY - Back	1	
	69068-17	B,D	* CUSHION AND FRAME ASSEMBLY - Back	1	
	78108-03	D,N	* CUSHION AND FRAME ASSEMBLY - Back	1	
	78108-15	AC,AE	* CUSHION AND FRAME ASSEMBLY - Back (luxurious)	1	
-2a	69066-00		* * FRAME ASSEMBLY - Back	1	
-3	99435-00	T	* * PLACARD - 7th Seat limitations	1	
-4	69068-03	E,F	* CUSHION AND FRAME ASSEMBLY - Bottom	1	
	69068-10	H,L	* CUSHION AND FRAME ASSEMBLY - Bottom	1	
	69068-13	H,M	* CUSHION AND FRAME ASSEMBLY - Bottom	1	
	69068-16	B,D	* CUSHION AND FRAME ASSEMBLY - Bottom	1	
	78108-04	D,O	* CUSHION AND FRAME ASSEMBLY - Bottom	1	
	78108-07	D,R	* CUSHION AND FRAME ASSEMBLY - Bottom	1	
	78108-10	D,AB	* CUSHION AND FRAME ASSEMBLY - Bottom	1	
	78108-16	AC,AE	* CUSHION AND FRAME ASSEMBLY - Bottom (luxurious)	1	
-4a	69067-00	X	* * FRAME ASSEMBLY - Bottom	1	
	69067-09	R	* * FRAME ASSEMBLY - Bottom	1	
	69067-10	AB	* * FRAME ASSEMBLY - Bottom	1	
-5	68068-00	X	* * * FOOT - Seat attachment, rear	2	
	79436-00	R	* * * FOOT - Seat attachment, rear	2	
	68073-00	AB	* * * FOOT - Seat attachment, rear	1	
-6	400 670	W	* BOLT - (AN23-8)	2	
-7	63900-133		* BUSHING	2	
-8	551 376	U	BELT ASSEMBLY - Safety (PS50039-4-5) black	1	
-9	68022-14		BOOT - Seat belt attachment, black	2	
-10	65519-00	V	CABLE ASSEMBLY - Seat belt attachment	2	
	96908-00	U	CABLE ASSEMBLY - Seat belt attachment	2	
-11	14843-51	V,W	BUSHING - Seat belt attachment	2	
-12	400 440	V,W	BOLT - (AN3-6A)	2	
	404 889	V,W	NUT - (MS20365-1032C)	2	
-13	401 312	V,W	BOLT - (AN4-12A)	2	
	407 565	V,W	WASHER - (AN960-416)	12	
	404 888	V,W	NUT - (MS20365-428C)	2	
-14	63900-149	U	BUSHING - Seat belt attachment	2	
-15	401 187	U,W	BOLT - (AN5-7A)	2	
	407 566	U,W	WASHER - (AN960-516)	2	
	404 837	U,W	NUT - (MS20364-524C)	2	

32R-7680001 to 32R-7780188 incl

When ordering, always specify Part Number, Description and Serial Number of Aircraft

1123
INTENTIONALLY LEFT BLANK

1124

INTENTIONALLY LEFT BLANK

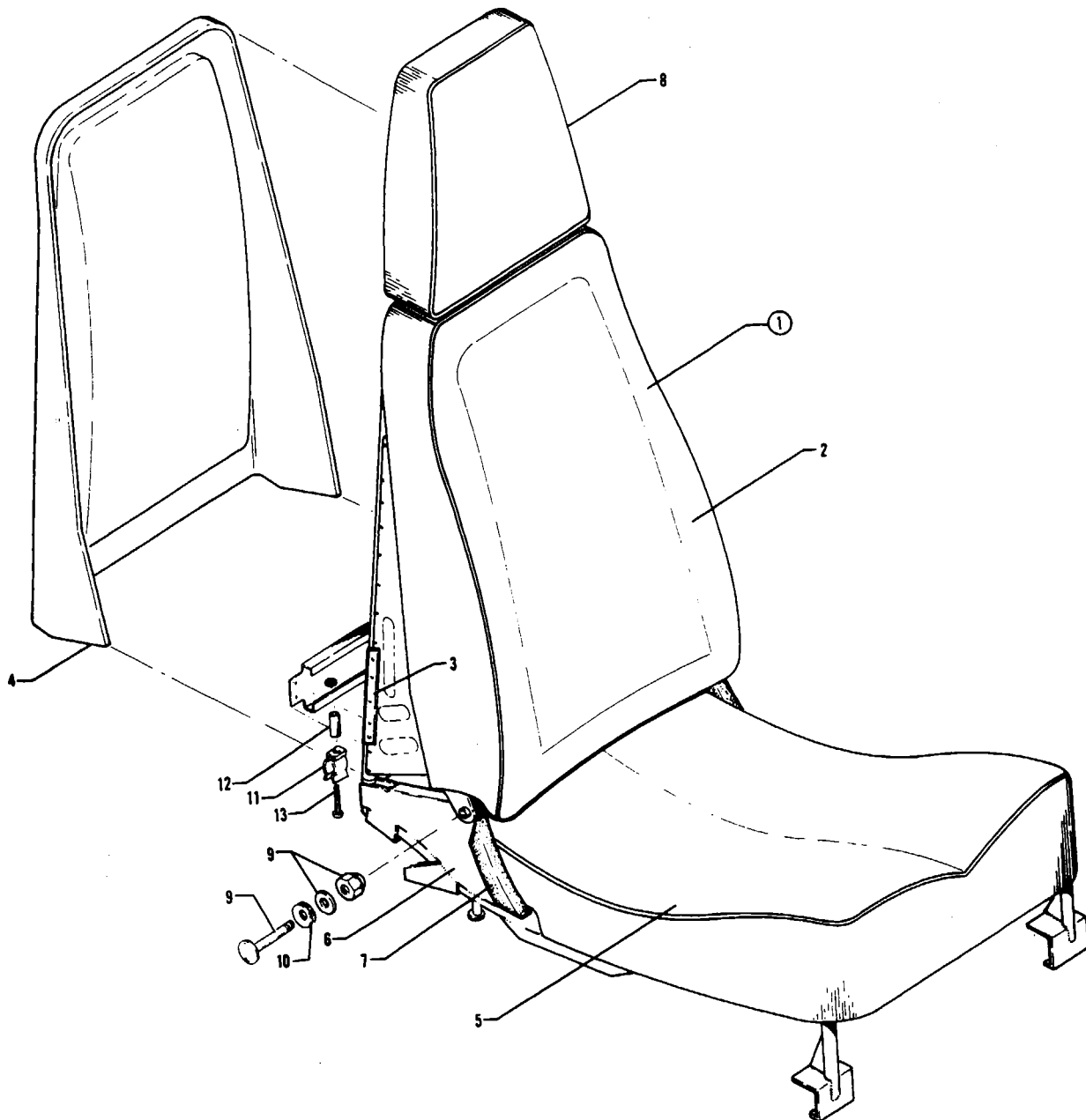


Figure 32A Aft Facing Seat Assembly - Center
(PA-32-260 - Serial Nos 32-7700001 and up)
(PA-32-300 - Serial Nos 32-7740001 and up)
(PA-32R-300 - Serial Nos 32R-7780001 and up)

REVISED APRIL 1980

PIPER PARTS CATALOG

CODE EXPLANATIONS FOR FIGURE 32A

- A - Used on PA-32-260 with serial numbers 32-7700001 and up, PA-32-300 with serial numbers 32-7740001 and up, and PA-32R-300 with serial numbers 32R-7780001 and up
- B - When ordering, specify color red, blue/green, gold, black, green, blue, navajo cactus or yellow/dark red Specify trim color black or camel
- C - When ordering, specify with or without map rack
- D - When ordering for PA-32-260 with serial numbers 32-7700001 to 32-7700013 incl , PA-32-300 with serial numbers 32-7740001 to 32-7740044 incl , and PA-32R-300 with serial numbers 32R-7780001 to 32R-7780214 incl , specify color "bark I" When ordering for PA-32-260 with serial numbers 32-7700014 and up, PA-32-300 with serial numbers 32-7740045 and up, and PA-32R-300 with serial numbers 32R-7780215 and up, specify color "bark II"
- E - When ordering, specify color olivetone, raspberry, or tan Specify color midnight blue (color code 785) when ordering for PA-32-260 with serial numbers 32-7700001 and up, PA-32-300 with serial numbers 32-7740001 to 32-7940149 incl , and PA-32R-300 with serial numbers 32R-7780001 and up Specify color dark blue (color code 796) when ordering for PA-32-300 with serial numbers 32-7940150 and up
- F - Used on PA-32-260 with serial numbers 32-7800001 and up, PA-32-300 with serial numbers 32-7840001 and up, and PA-32R-300 with serial numbers 32R-7880001 and up
- G - Used on PA-32-260 with serial numbers 32-7700001 and up, PA-32-300 with serial numbers 32-7740001 to 32-7840222 incl , and PA-32R-300 with serial numbers 32R-7780001 and up
- W - These parts must be ordered from Service Spares Department, Piper Aircraft, Lock Haven, Penna

PIPER PARTS CATALOG

Figure and Index Number	Part Number	Code	NOMENCLATURE	No Req	SERIAL NUMBERS AFFECTED
32A-1	37799-02	B,C	SEAT ASSEMBLY - Center, aft facing	2	
	37799-10	E,F	SEAT ASSEMBLY - Center, aft facing (luxurious)	2	
-2	37799-03	B,C	* CUSHION ASSEMBLY - Seat back	1	
	37799-11	E,F	* CUSHION ASSEMBLY - Seat back (luxurious)	1	
-3	37796-02		* * FRAME ASSEMBLY - Seat back	1	
-4	37823-02	D	* * COVER ASSEMBLY - Seat back (without map rack)	1	
	37823-07	E,F	* * COVER ASSEMBLY - Seat back (without map rack) luxurious	1	
	37840-02	D	* * COVER ASSEMBLY - Seat back (with map rack)	1	
-5	37799-04	B	* CUSHION ASSEMBLY - Seat bottom	1	
	37799-12	E,F	* CUSHION ASSEMBLY - Seat bottom (luxurious)	1	
-6	37797-02		* * FRAME ASSEMBLY - Seat bottom	1	
-7	37824-02	D	* * COVER - Seat bottom	2	
-8	37799-05	B	* HEADREST ASSEMBLY - Seat	1	
	37799-13	E,F	* HEADREST ASSEMBLY - Seat (luxurious)	1	
-9	400 916	W	* SCREW - (AN24-26A)	2	
	407 565	W	* WASHER - (AN960-416)	4	
	477 708		* NUT - (26C-048)	2	
-10	408 834		* WASHER - (AM251215)	2	
-11	554 753	G	* CLIP - (127002)	2	
-12	95061-153	G	* SPACER - Clip	2	
-13	411 537	G	* SCREW - (MS35207-268)	2	
	404 887	G,W	* NUT - (MS20365-1032C)	2	

When ordering, always specify Part Number, Description and Serial Number of Aircraft

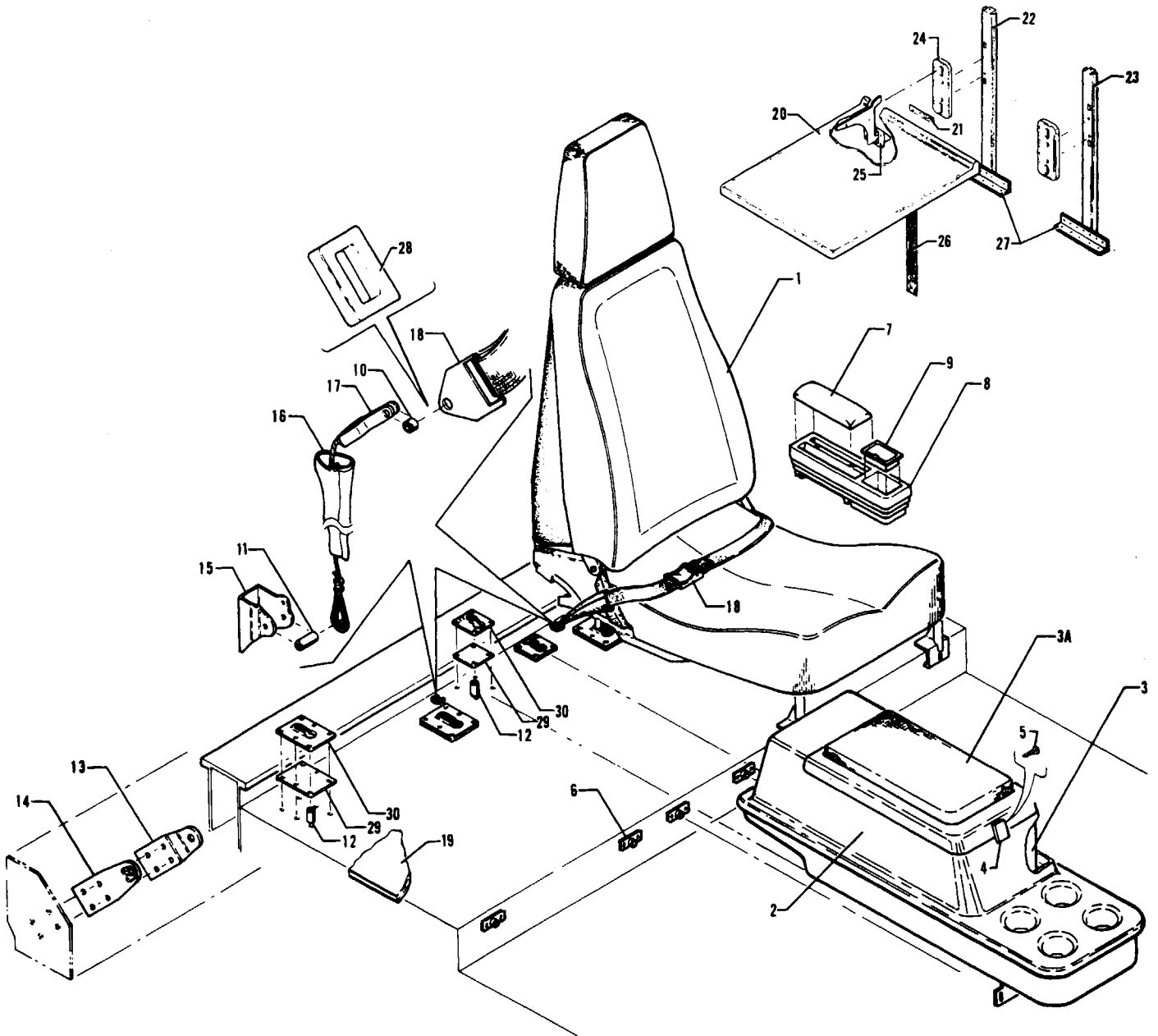


Figure 32B Club Seating Installation
 (PA-32-260 - Serial Nos 32-7700001 and up)
 (PA-32-300 - Serial Nos 32-7740001 and up)
 (PA-32R-300 - Serial Nos 32R-7780001 and up)

REVISED APRIL 1980

PA-32-260
 PA-32-300
 PA-32R-300

PIPER PARTS CATALOG

CODE EXPLANATIONS FOR FIGURE 32B

- A - Used on PA-32-260 with serial numbers 32-7700001 and up, PA-32-300 with serial numbers 32-7740001 and up, and PA-32R-300 with serial numbers 32R-7780001 and up
- B - See Figure 32A for component parts
- C - When ordering, specify color red, blue/green, gold, black, green, blue, navajo cactus, navajo sepia or yellow/dark red Also specify trim color, black or camel and with or without map rack
- D - When ordering, specify color olivetone, raspberry or tan Specify color midnight blue (color code 785) for PA-32-260 with serial numbers 32-7800001 and up, PA-32-300 with serial numbers 32-7840001 to 32-7940149 incl , and PA-32R-300 with serial numbers 32R-7880001 and up Specify color dark blue (color code 796) for PA-32-300 with serial numbers 32-7940150 and up
- E - Used on PA-32-260 with serial numbers 32-7800001 and up, PA-32-300 with serial numbers 32-7840001 and up, and PA-32R-300 with serial numbers 32R-7880001 and up
- F - When ordering for PA-32-260 with serial numbers 32-7700001 to 32-7700013 inclusive, PA-32-300 with serial numbers 32-7740001 to 32-7740044 inclusive, and PA-32R-300 with serial numbers 32R-7780001 to 32R-7780214 inclusive, specify color "bark I" When ordering for PA-32-260 with serial numbers 32-7700014 to 32-7700023 inclusive, PA-32-300 with serial numbers 32-7740045 to 32-7740113 inclusive, and PA-32R-300 with serial numbers 32R-7780215 to 32R-7780549 inclusive, specify color "bark II" or black When ordering for PA-32-260 with serial numbers 32-7800001 and up, PA-32-300 with serial numbers 32-7840001 and up, and PA-32R-300 with serial numbers 32R-7880001 and up, specify color "bark II and black" or black
- G - When ordering, specify color "bark II" or black
- H - Used on PA-32-300 only
- J - Used on PA-32-260 with serial numbers 32-7800001 and up, PA-32-300 with serial numbers 32-7840001 to 32-7940149 incl , and PA-32R-300 with serial numbers 32R-7880001 and up

PIPER PARTS CATALOG

Figure and Index Number	Part Number	Code	NOMENCLATURE	No. Req.	SERIAL NUMBERS AFFECTED
32B-	37825		DRAWING - Club Seats Installation		
-1	37799-02	B,C	SEAT ASSEMBLY - Center, aft facing	1	
	37799-10	B,D,E	SEAT ASSEMBLY - Center, aft facing (luxurious)	1	
-2	79750-00	F	CONSOLE ASSEMBLY - Refreshment	1	
-3	758 097		* ICE CHEST - Console (3076-1)	1	
-3a	579 420		* ARM PAD ASSEMBLY - Console (camel)	1	
	579 421	E	* ARM PAD ASSEMBLY - Console (olivetone)	1	
	579 422	J	* ARM PAD ASSEMBLY - Console (midnight blue)	1	
	551 959	H	* ARM PAD ASSEMBLY - Console (dark blue)	1	32-7940150 and up
	579 423	E	* ARM PAD ASSEMBLY - Console (raspberry)	1	
	579 424	E	* ARM PAD ASSEMBLY - Console (tan)	1	
-4	554 132		* LATCH ASSEMBLY - (07-10-201-11)	1	
-5	519 900		* SCREW - (MS51862-4C)	4	
-6	37850-02		PLATE ASSEMBLY - Seats	6	
-7	580 731		PAD - Armrest, camel	2	
	579 507	E	PAD - Armrest, olivetone	2	
	579 508	J	PAD - Armrest, midnight blue	2	
	579 474	H	PAD - Armrest, dark blue	2	32-7940150 and up
	579 509	E	PAD - Armrest, black	2	
	579 510	E	PAD - Armrest, tan	2	
-8	66710-17		HOUSING ASSEMBLY - Armrest, left	1	
	66710-16		HOUSING ASSEMBLY - Armrest, right	1	
-9	763 003		* ASHTRAY - (S-25-AR-C)	1	
-10	63900-149		BUSHING	2	
-11	95061-157		BUSHING	2	
-12	95061-09		SPACER	32	
-13	37834-02		LINK - Seat belt attachment	2	
-14	37835-02		LINK - Seat belt attachment	2	
-15	37839-02		FITTING - Seat belt attachment	2	
-16	68022-14		BOOT - Seat belt attachment	2	
-17	96908-00		CABLE ASSEMBLY - Seat belt	2	
-18	551 391		BELT ASSEMBLY - Safety, center (PS50039-4-3A)	2	
-19	37829-03		PANEL ASSEMBLY - Floor, center	1	
-20	36800-02	H	TABLE ASSEMBLY	1	
-21	35669-104	H	* PLACARD - Table stowage	1	
-22	36801-02	H	BRACKET ASSEMBLY - Table, mounting, forward	1	
-23	36801-03	H	BRACKET ASSEMBLY - Table, mounting, aft	1	
-24	36803-02	H	ESCUTCHEON - Table, mount	2	
-25	36802-02	H	CLIP COVER - Table	2	
-26	65440-10	H	STRAP ASSEMBLY - Table	1	
-27	37825-07	H	ANGLE - Table mounting bracket	1	32-7940001 and up
-28	67970-02	E,G	COVER - Seat belt attachment (luxurious)	2	
-29	99140-00		PLATE - Seat attachment	6	
-30	99141-00		PLATE - Seat attachment	6	

When ordering, always specify Part Number, Description and Serial Number of Aircraft

PIPER PARTS CATALOG

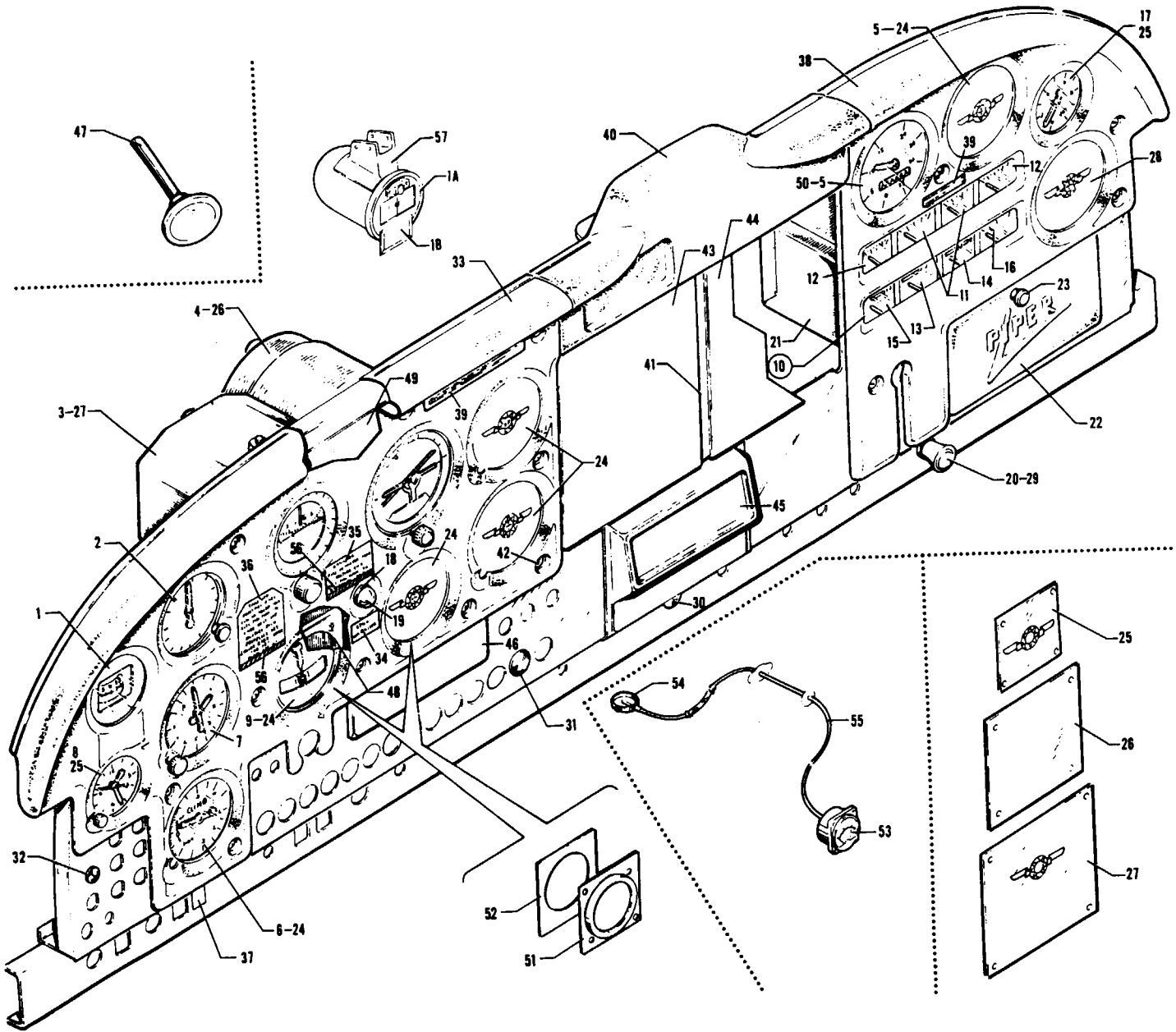


Figure 33 Instrument Panel Installation
 (PA-32-260 - Serial Nos 32-1 to 32-1110 inclusive)
 (PA-32-300 - Serial Nos 32-40000 to 32-40565 inclusive)

PIPER PARTS CATALOG

CODE EXPLANATIONS FOR FIGURE 33

- A - Used on PA-32-260 with serial numbers 32-1 to 32-1110 inclusive, and PA-32-300 with serial numbers 32-40000 to 32-40565 inclusive
- B - Used on PA-32-260 only
- C - Used on PA-32-300 only
- D - Used on PA-32S-300 Seaplane Model only
- E - Used on PA-32-260 with serial numbers 32-1 to 32-896 inclusive, and PA-32-300 with serial numbers 32-40000 to 32-40292 inclusive
- F - Used on PA-32-260 with serial numbers 32-897 to 32-1110 inclusive, and PA-32-300 with serial numbers 32-40293 to 32-40565 inclusive
- G - Optional equipment
- H - No longer available
- J - Used if 3 inch gyros are not installed
- K - Used on PA-32-260 with serial numbers 32-376 to 32-1110 inclusive, and PA-32-300 with serial numbers 32-40000 to 32-40565 inclusive
- L - Used if 3 inch gyros are installed
- M - Used on PA-32-260 with serial numbers 32-51 to 32-1110 inclusive, and PA-32-300 with serial numbers 32-40000 to 32-40565 inclusive
- N - Used on PA-32-260 with serial numbers 32-451 to 32-896 inclusive, and PA-32-300 with serial numbers 32-40000 to 32-40292 inclusive
- O - Used if AutoControl II is installed
- P - Order this instrument as a replacement for Mitchell Turn and Bank 52D69 or P/N 41711-02 (Brittain P/N 1681A) which are no longer available. Cable assembly P/N 63759-02 must also be ordered when Mitchell Turn and Bank 52D69 is being replaced
- Q - Used on PA-32-260 with serial numbers 32-1 to 32-1110 inclusive, and PA-32-300 with serial numbers 32-40000 to 32-40565 inclusive if Magnetic Compass Relocation Kit 760 795v has been installed per Service Letter 761
- R - See Figure 116 if AutoControl II is installed, Figure 117 if AutoControl III and AutoControl IIIB is installed, and Figure 118 if AltiMatic III is installed
- W - These parts must be ordered from Service Spares Department, Piper Aircraft, Lock Haven, Penna

PIPER PARTS CATALOG

Figure and Index Number	Part Number	Code	NOMENCLATURE	No. Req.	SERIAL NUMBERS AFFECTED
33-	68239	B	DRAWING - Instruments Installation		32-1 to 32-450 inclusive 32-451 to 32-1110 inclusive
	68388	B	DRAWING - Instruments Installation		
	69025	C	DRAWING - Instruments Installation		
-1	450 765		INSTRUMENT - Compass (C2350-L41)	1	
-1a	67462-06	R	INSTRUMENT - Compass assembly	1	
-1b	79650-02		HOLDER - Compass card	1	
-2	550 657		INSTRUMENT - True airspeed, adjustable (62143-09)	1	
	62143-10	D	INSTRUMENT - True airspeed, adjustable (550 740)	1	
	550 654		INSTRUMENT - Airspeed (63205-09) M P H	1	
	550 512		INSTRUMENT - Airspeed (99632-08) knots	1	
	63205-10	D	INSTRUMENT - Airspeed (550 739)	1	
-3	550 647	E,H,R,W	INSTRUMENT - Directional gyro (31699-00)	1	
	755 427	F,R,W	INSTRUMENT - Directional gyro	1	
-4	550 646	E,H,R,W	INSTRUMENT - Gyro horizon (31698-00)	1	
	755 428	F,R,W	INSTRUMENT - Gyro horizon	1	
-5	550 614		INSTRUMENT - Tachometer (62177-02)	1	
-6	99010-00	G	INSTRUMENT - Rate of climb	1	
-7	550 493	W	INSTRUMENT - Altimeter, standard	1	
	99009-02	G	INSTRUMENT - Altimeter, sensitive (scale in inches of mercury)	1	
-8	99009-03	G	INSTRUMENT - Altimeter, sensitive (scale in millibars)	1	
	99478-00		INSTRUMENT - Clock	1	
-9	450 658	W	INSTRUMENT - Turn and bank (A5) vacuum	1	32-1 to 32-450 inclusive
	550 483	G	INSTRUMENT - Turn and bank (1234T100-5) electric	1	
	548 190	P	INSTRUMENT - Turn coordinator (1394T100) electric	1	
-10	68809-00	B	CLUSTER ASSEMBLY - Instrument	1	
	69051-00	C	CLUSTER ASSEMBLY - Instrument	1	
-11	752 100		INSTRUMENT - Fuel gauge, left main	1	
	752 101		INSTRUMENT - Fuel gauge, right main	1	
-12	79366-00		INSTRUMENT - Fuel gauge, left tip	1	
	752 102		INSTRUMENT - Fuel gauge, right tip	1	
-13	752 096		INSTRUMENT - Oil temperature	1	
-14	752 097	B	INSTRUMENT - Fuel pressure	1	
	755 422	C	INSTRUMENT - Fuel pressure	1	
-15	752 098		INSTRUMENT - Oil pressure	1	
-16	79362-00		INSTRUMENT - Ammeter	1	
-17	550 629		GAUGE - Suction (AW1821AF03)	1	
-18	472 712		INDICATOR - Stall warning (95-1310-931)	1	
-19	751 453		BULB	1	
-20	472 969		LIGHTER - Cigar (204 575)	1	
-21	62358-00		COMPARTMENT ASSEMBLY - Glove	1	
-22	62378-00		DOOR ASSEMBLY - Glove compartment	1	
-23	571 069		KNOB - Glove compartment door	1	
-24	11199-00	W	PLATE ASSEMBLY - Cover	6	
-25	11199-08	W	PLATE ASSEMBLY - Cover	3	
-26	20622-00	J	PLATE ASSEMBLY - Cover	1	
-27	11199-00	F,W	PLATE ASSEMBLY - Cover	1	
	63216-00	J	PLATE ASSEMBLY - Cover	1	
-28	11199-00	F,W	PLATE ASSEMBLY - Cover	1	
	68271-00	B	PLATE ASSEMBLY - Cover	1	
-29	11199-00	C,W	PLATE ASSEMBLY - Cover	1	
	453 687		PLUG - Button (SS48189) (29/32" hole)	1	
-30	581 035		PLUG - Button (P-750) (3/4" hole)	1	
-31	453 716		PLUG - Button (HS5 1026) (3/4" hole)	5	
-32	453 720		PLUG - Button (SS5 1338-C5003) (1/2" hole)	3	

When ordering, always specify Part Number, Description and Serial Number of Aircraft

PIPER PARTS CATALOG

Figure and Index Number	Part Number	Code	NOMENCLATURE	No. Req.	SERIAL NUMBERS AFFECTED
33-33	68406-00	B,J	COVER ASSEMBLY - Instrument panel, left	1	32-1 to 32-50 inclusive
	68406-02	B,J	COVER ASSEMBLY - Instrument panel, left	1	32-51 to 32-450 inclusive
	68406-03	B,J	COVER ASSEMBLY - Instrument panel, left	1	32-451 to 32-896 inclusive
	68406-04	C,J	COVER ASSEMBLY - Instrument panel, left	1	32-40000 to 32-40292 inclusive
	69006-00	B,H	COVER ASSEMBLY - Instrument panel, left	1	
	69006-02	C,H	COVER ASSEMBLY - Instrument panel, left	1	
-34	62897-00		PLACARD - Stall warning	1	
-35	62347-02		PLACARD - Landing check list	1	32-1 to 32-375 inclusive
	69164-03	K	PLACARD - Landing check list	1	
-36	68494-00	B	PLACARD - Take-off check list	1	
	69146-00	C	PLACARD - Take-off check list	1	
	69007-00	B,L	PLACARD - Take-off check list	1	
	69149-00	C,L	PLACARD - Take-off check list	1	
-37	68838-00		PLATE ASSEMBLY - Pitot heat switch cut-out	1	
-38	68407-00		COVER ASSEMBLY - Instrument panel, right	1	32-1 to 32-50 inclusive
	68407-02	M	COVER ASSEMBLY - Instrument panel, right	1	
-39	69084-00		PLACARD - Rough air or maneuvering	1	
	69156-00	D	PLACARD - Rough air or maneuvering	1	
-40	68550-00		COVER ASSEMBLY - Handhold	1	
-41	68410-00		STRIP - Instrument panel	1	
-42	415 150	W	SCREW - (AN526-632R10)	21	
-43	68851-00		COVER ASSEMBLY - Instrument panel, left (6 1/2" x 7")	1	
	68852-00		COVER ASSEMBLY - Instrument panel, left (6 1/2" x 4")	1	
	68853-00		COVER ASSEMBLY - Instrument panel, left (6 1/2" x 3 5/8")	1	
	68867-00		COVER ASSEMBLY - Instrument panel, left (6 1/2" x 3/4")	1	
-44	68851-00		COVER ASSEMBLY - Instrument panel, right (6 1/2" x 7")	1	
-45	62198-02		COVER - Instrument panel	1	
	62198-03	O	COVER - Instrument panel	1	
-46	63766-00		COVER ASSEMBLY - Instrument panel	1	
-47	550 662	W	GAUGE - Air temperature	1	
-48	65795-00		DOUBLER - Electric turn and bank mounting	1	
-49	68823-00	N	SUB PANEL - Gyro	1	
	68822-00	F	SUB PANEL - Gyro	1	
-50	69053-00	C	GAUGE - Manifold pressure and fuel flow	1	
-51	69080-00		COVER - Pictorial rate of turn and mixture control gauge	2	
-52	69169-00		PLATE - Pictorial rate of turn and mixture control gauge	2	
-53	751 912		GAUGE - Mixture control indicator	1	
-54	757 310		PROBE ASSEMBLY - Mixture control	1	
-55	756 616		WIRE ASSEMBLY - Mixture control gauge	1	
-56	69180-00	D	PLACARD - Seaplane, check list addition	2	
-57	79600-00	Q	BRACKET ASSEMBLY - Compass mounting	1	

When ordering, always specify Part Number, Description and Serial Number of Aircraft

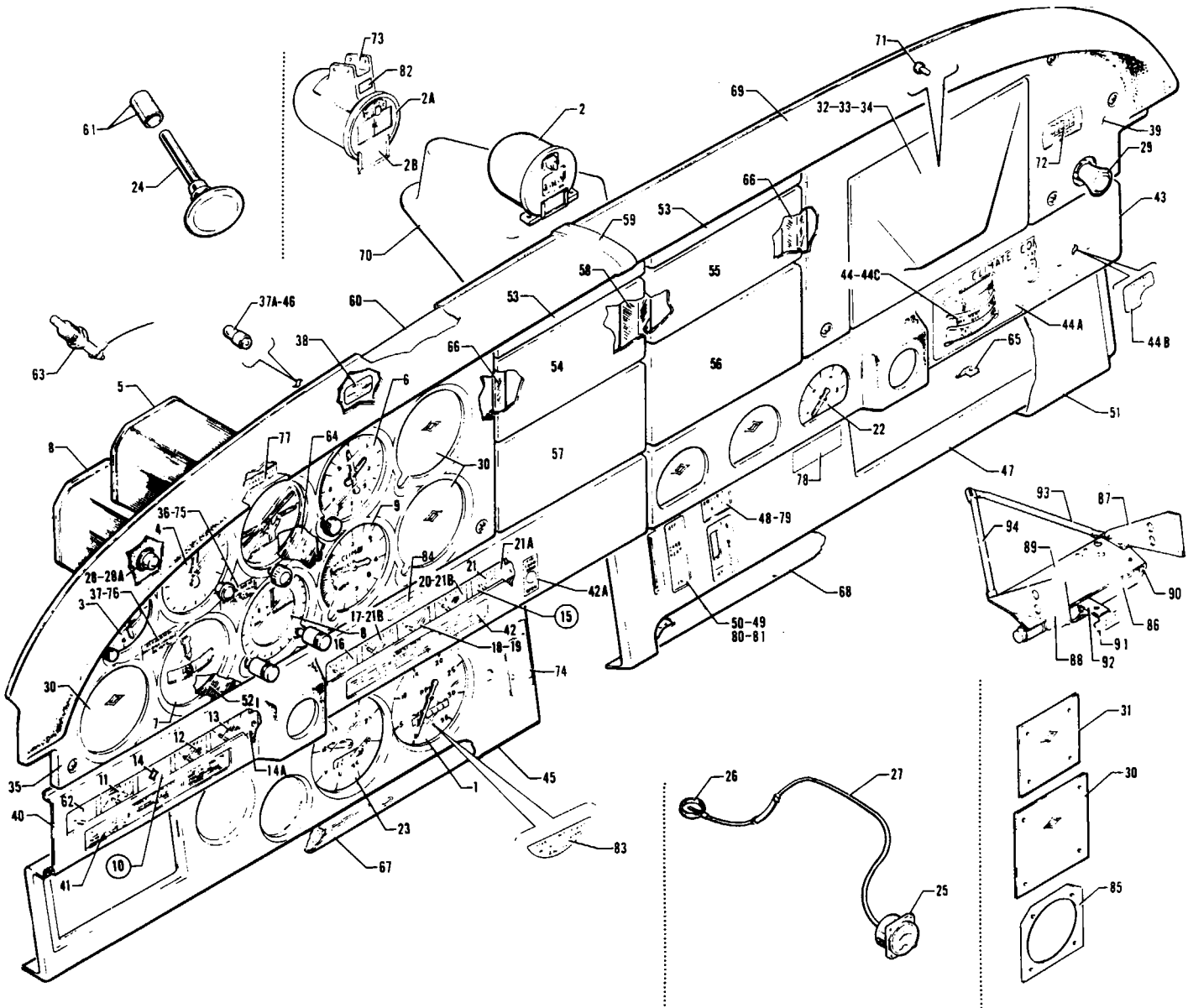


Figure 34 Instrument Panel Installation
 (PA-32-260 - Serial Nos 32-1111 and up)
 (PA-32-300 - Serial Nos 32-40566 and up)
 (PA-32R-300 - Serial Nos 32R-7680001 and up)

PIPER PARTS CATALOG

CODE EXPLANATIONS FOR FIGURE 34

- A - Used on PA-32-260 with serial numbers 32-1111 and up, PA-32-300 with serial numbers 32-40566 and up, and PA-32R-300
- B - Optional equipment
- C - Used on PA-32-260 only
- D - Used on PA-32-300 only
- E - Used on PA-32S-300 Seaplane Model only
- F - See Figure 115 if AutoFlite II is installed
- G - Used on PA-32R-300 only
- H - Used on PA-32-260 with serial numbers 32-1111 to 32-7500053 incl, and PA-32-300 with serial numbers 32-40566 to 32-7540198 incl
- J - Used on PA-32-260 with serial numbers 32-7600001 and up, PA-32-300 with serial numbers 32-7640001 and up, and PA-32R-300
- K - When ordering, specify color gold, blue, green, gray, red, black or bark. Specify color "bark I" for PA-32-260 with serial numbers 32-7700001 to 32-7700013 incl, PA-32-300 with serial numbers 32-7740001 to 32-7740044 incl, and PA-32R-300 with serial numbers 32R-7780001 to 32R-7780214 incl. Specify color "bark II" for PA-32-260 with serial numbers 32-7700014 and up, PA-32-300 with serial numbers 32-7740045 and up, and PA-32R-300 with serial numbers 32R-7780215 and up
- L - Used on PA-32-260 with serial numbers 32-1111 to 32-1320 incl, and PA-32-300 with serial numbers 32-40566 to 32-41018 incl
- M - Used on PA-32-260 with serial numbers 32-7100001 and up, PA-32-300 with serial numbers 32-7140001 and up, and PA-32R-300
- N - Used on PA-32-260 with serial numbers 32-7300001 and up, PA-32-300 with serial numbers 32-7340001 and up, and PA-32R-300
- O - Used on PA-32-260 with serial numbers 32-1111 to 32-7100038 incl, and PA-32-300 with serial numbers 32-40566 to 32-7140086 incl
- P - Used on PA-32-260 with serial numbers 32-7200001 to 32-7200055 incl, and PA-32-300 with serial numbers 32-7240001 to 32-7240147 incl
- Q - Used on PA-32-260 with serial numbers 32-7300001 to 32-7400061 incl, and PA-32-300 with serial numbers 32-7340001 to 32-7440182 incl
- R - Used on PA-32-260 with serial numbers 32-7500001 and up, and PA-32-300 with serial numbers 32-7540001 and up
- S - Used on PA-32-260 with serial numbers 32-7100001 to 32-7100038 incl, and PA-32-300 with serial numbers 32-7140001 to 32-7140086 incl
- T - Used when Glar-Ban lights are installed
- U - Used if air conditioning has been installed
- V - Order part for serial numbers 32-7340043 to 32-7840025 incl, and PA-32R-300 with serial numbers 32R-7680001 to 32R-7880031 incl if Air Conditioning Control System Modification Kit has been installed
- W - These parts must be ordered from Service Spares Department, Piper Aircraft, Lock Haven, Penna
- X - Used on PA-32-260 with serial numbers 32-7200001 to 32-7600033 incl, and PA-32-300 with serial numbers 32-7240001 to 32-7640142 incl
- Y - Used on PA-32-260 with serial numbers 32-7400001 and up, PA-32-300 with serial numbers 32-7440001 and up, and PA-32R-300
- Z - Used if fresh air blower has been installed
- AA - Used on PA-32-260 with serial numbers 32-1111 to 32-7400061 incl, and PA-32-300 with serial numbers 32-40566 to 32-7440182 incl
- AB - Order part number 69615-03 if Air Conditioning Control System Modification Kit has been installed
- AC - Used on PA-32-260 with serial numbers 32-1111 to 32-1250 incl, 32-7300001 and up, PA-32-300 with serial numbers 32-40566 to 32-40851 incl, 32-7340001 and up, and PA-32R-300
- AD - Used on PA-32-260 with serial numbers 32-1251 to 32-7200055 incl, and PA-32-300 with serial numbers 32-40851 to 32-7240147 incl
- AE - Used on PA-32-260 with serial numbers 32-7400001 to 32-7400061 incl, and PA-32-300 with serial numbers 32-7440001 to 32-7440182 incl
- AF - Used on PA-32-260 with serial numbers 32-7500001 and up, PA-32-300 with serial numbers 32-7540001 and up, and PA-32R-300
- AG - Used on PA-32-260 with serial numbers 32-7100001 to 32-7400061 incl, and PA-32-300 with serial numbers 32-7140001 to 32-7440182 incl
- AH - Used on PA-32-260 with serial numbers 32-1251 to 32-7400061 incl, and PA-32-300 with serial numbers 32-40851 to 32-7440182 incl
- AJ - Used on PA-32-260 with serial numbers 32-1111 to 32-1250 incl, and PA-32-300 with serial numbers 32-40566 to 32-40850 incl
- AK - Used on PA-32-300 with serial numbers 32-7240056 and up, and PA-32R-300
- AL - Used on PA-32-260 with serial numbers 32-1111 to 32-7300076 incl, and PA-32-300 with serial numbers 32-40566 to 32-7340201 incl
- AM - Used on PA-32-260 with serial numbers 32-7300001 to 32-7500040 incl, and PA-32-300 with serial numbers 32-7340001 to 32-7540158 incl
- AN - When ordering, specify color red, blue/green, gold, black, green or bark. Specify color "bark I" for PA-32-260 with serial numbers 32-7700001 to 32-7700013 incl, PA-32-300 with serial numbers 32-7740001 to 32-7740044 incl, and PA-32R-300 with serial numbers 32R-7780001 to 32R-7780214 incl. Specify color "bark II" for PA-32-260 with serial numbers 32-7700014 and up, PA-32-300 with serial numbers 32-7740045 and up, and PA-32R-300 with serial numbers 32R-7780215 and up
- AO - Used on PA-32-260 with serial numbers 32-7500041 and up, PA-32-300 with serial numbers 32-7540159 and up, and PA-32R-300
- AP - Used when King KX-170 is installed
- AQ - When ordering, specify color red, blue/green, gold, black, white, green, camel or mocha
- AR - Used on PA-32-260 with serial numbers 32-7200001 to 32-7500040 incl, and PA-32-300 with serial numbers 32-7240001 to 32-7540168 incl
- AS - Used on PA-32-260 with serial numbers 32-1 to 32-7100038 incl, and PA-32-300 with serial numbers 32-40000 to 32-7140086 incl

PIPER PARTS CATALOG

CODE EXPLANATIONS FOR FIGURE 34 (cont)

- AT - Used on PA-32-260 with serial numbers 32-1 to 32-7200055 incl , and PA-32-300 with serial numbers 32-40000 to 32-7240147 incl
- AU - Used on PA-32-260 with serial numbers 32-7300001 to 32-7500053 incl , and PA-32-300 with serial numbers 32-7340001 to 32-7540198 incl
- AV - Order this instrument as a replacement for Mitchell Turn and Bank 52D69 which is no longer available Cable assembly P/N 63759-02 must also be ordered when making this replacement
- AW - Used on PA-32-300 with serial numbers 32-7440001 and up, and PA-32R-300
- AX - Used on PA-32-260 with serial numbers 32-1111 to 32-7500053 incl , and PA-32-300 with serial numbers 32-40566 to 32-7540198 incl if Magnetic Compass Relocation Kit 760 795v has been installed per Service Letter 761
- AY - Used on PA-32-260 with serial numbers 32-1 to 32-7600033 incl , and PA-32-300 with serial numbers 32-40000 to 32-7640142 incl
- AZ - Used on PA-32-260 with serial numbers 32-7700001 and up, and PA-32-300 with serial numbers 32-7740001 and up
- BA - Used on PA-32-260 with serial numbers 32-7500001 to 32-7600033 incl , and PA-32-300 with serial numbers 32-7540001 to 32-7640142 incl
- BB - Used on PA-32-300 with serial numbers 32-7340043 to 7840025 incl , and PA-32R-300 with serial numbers 32R-7680001 to 32R-7880031 incl Order part for PA-32-300 with serial numbers 32-7840026 and up, and PA-32R-300 with serial numbers 32R-7880032 and up if the four position fan switch has been replaced with a three position fan switch
- BC - Used on PA-32R-300 with serial numbers 32R-7680001 to 32R-7680072 incl , 32R-7680074 to 32R-7680155 incl , 32R-7680157 to 32R-7680538 incl
- BD - Used on PA-32R-300 with serial numbers 32R-7680073, 32R-7680156, 32R-7780001 and up
- BE - Used on PA-32-260 with serial numbers 32-1 to 32-7600033 incl , PA-32-300 with serial numbers 32-40000 to 32-7640142 incl , and PA-32R-300 with serial numbers 32R-7680001 to 32R-7680538 incl
- BF - Used on PA-32-260 with serial numbers 32-7700001 and up, PA-32-300 with serial numbers 32-7740001 and up, and PA-32R-300 with serial numbers 32R-7780001 and up
- BG - Used on aircraft that comply with German Government Requirements
- BH - Used on PA-32-260 with serial numbers 32-7200001 to 32-7700005 incl , and PA-32-300 with serial numbers 32-7240001 to 32-7740012 incl
- BJ - Used on PA-32-260 with serial numbers 32-7600001 and up, and PA-32-300 with serial numbers 32-7640001 and up
- BK - Used if NSD-360 is installed
- BL - When ordering, specify color "bark II" or black
- BM - Used on PA-32-300 with serial numbers 32-7540001 to 32-7840025 incl , and PA-32R-300 with serial numbers 32R-7680001 to 32R-7880031 incl Order part for PA-32-300 with serial numbers 32-7840026 and up, and PA-32R-300 with serial numbers 32R-7880032 and up if the four position fan switch has been replaced with a three position fan switch
- BN - Used on PA-32-300 with serial numbers 32-7840026 and up, and PA-32R-300 with serial numbers 32R-7880032 and up
- BO - Used on PA-32-300 with serial numbers 32-40853, 32-7240056 to 32-7440182 incl if the four position fan switch has been replaced with a three position fan switch
- BP - Used on PA-32-260 with serial numbers 32-7500001 to 32-7700023 incl , PA-32-300 with serial numbers 32-7540001 to 32-7840025 incl , and PA-32R-300 with serial numbers 32R-7680001 to 32R-7880031 incl Order part for PA-32-260 with serial numbers 32-7800001 and up, PA-32-300 with serial numbers 32-7840026 and up, and PA-32R-300 with serial numbers 32R-7880032 and up if the four position fan switch has been replaced with a three position fan switch
- BQ - Used on PA-32-260 with serial numbers 32-7800001 and up, PA-32-300 with serial numbers 32-7840026 and up, and PA-32R-300 with serial numbers 32-7880032 and up
- BR - Used on PA-32-260 with serial numbers 32-7400001 to 32-7700023 incl , PA-32-300 with serial numbers 32-7440001 to 32-7840025 incl , and PA-32R-300 with serial numbers 32R-7680001 to 32R-7880031 incl Order part for PA-32-260 with serial numbers 32-7800001 and up, PA-32-300 with serial numbers 32-7840026 and up, and PA-32R-300 with serial numbers 32R-7880032 and up if the four position fan switch has been replaced with a three position fan switch
- BS - Used on PA-32-260 with serial numbers 32-1111 and up, and PA-32-300 with serial numbers 32-40566 to 32-7840222 incl
- BT - Used on PA-32R-300 with serial numbers 32R-7680001 and up, and PA-32-300 with serial numbers 32-7940001 and up
- BU - See Figure 117 if AutoControl III and AutoControl IIIB is installed, and Figure 119 or 119A if AltiMatic IIIC is installed
- BV - Instrument not approved for IFR
- BW - Used on PA-32R-300 with serial nos 32R-7680001 and up, and PA-32-300 with serial nos 32-7940001 to 32-7940146 incl
- BX - Used on PA-32R-300 with serial nos 32R-7680001 and up, and PA-32-300 with serial nos 32-40566 to 32-7940146 incl

PIPER PARTS CATALOG

Figure and Index Number	Part Number	Code	NOMENCLATURE	No. Req.	SERIAL NUMBERS AFFECTED
34-	69337 69331		DRAWING - Instruments Installation, Flight DRAWING - Instruments Installation, Engine		
-1	550 614		INSTRUMENT - Tachometer (62177-02)	1	
-2	67642-03	H	INSTRUMENT - Compass assembly	1	
-2a	67462-06	J,AX	INSTRUMENT - Compass assembly	1	
-2b	79650-02	J,AX	* HOLDER - Compass card	1	
-3	550 597	B	INSTRUMENT - Clock (AN5743-L2)	1	
	548 097	B	INSTRUMENT - Clock (CA-7613, electric)	1	
-4	550 654	AY	INSTRUMENT - Airspeed (63205-09) mph	1	
	550 512	AY	INSTRUMENT - Airspeed (99632-08) knots	1	
	548 120	AZ	INSTRUMENT - Airspeed (PS50049-35S-2) knots	1	
	63205-10	E	INSTRUMENT - Airspeed (550 739) mph	1	
	548 070	BC	INSTRUMENT - Airspeed (PS50049-22) mph	1	
	548 071	BC	INSTRUMENT - Airspeed (PS50049-24) knots	1	
	548 231	BD	INSTRUMENT - Airspeed (PS50049-38S) knots	1	
	550 657	AY	INSTRUMENT - True airspeed, adjustable (62143-09) mph	1	
	548 121	AZ	INSTRUMENT - True airspeed, adjustable (PS50049-35T)	1	
	62143-10	E	INSTRUMENT - True airspeed, adjustable (550 740)	1	32S-40566 to 32S-7240147 incl
	548 068	BC	INSTRUMENT - True airspeed, adjustable (PS50049-23) mph	1	
	548 230	BD	INSTRUMENT - True airspeed, adjustable (PS50049 -38T) knots	1	
-5	755 428	W,BU	INSTRUMENT - Gyro horizon	1	
	99002-06	BU	INSTRUMENT - Gyro horizon (with adjusting knob covered)	1	
-6	450 611	W,BE	INSTRUMENT - Altimeter, standard (11343-00)	1	
	548 153	BF,BV	INSTRUMENT - Altimeter, standard (scale in inches of mercury to 20,000 feet)	1	
	550 493	W	INSTRUMENT - Altimeter, sensitive (scale in inches of mercury to 20,000 feet)	1	
	550 491	W	INSTRUMENT - Altimeter, sensitive (scale in millibars to 20,000 feet)	1	
	550 489	W	INSTRUMENT - Altimeter, sensitive (scale in inches of mercury to 35,000 feet)	1	
	550 488	W	INSTRUMENT - Altimeter, sensitive (scale in millibars to 35,000 feet)	1	
	548 330	D	INSTRUMENT - Altimeter, sensitive (scale in inches of mercury and millibars to 20,000 feet)	1	
	548 331	D	INSTRUMENT - Altimeter, sensitive (scale in inches of mercury and millibars to 35,000 feet)	1	
	548 039	W	INSTRUMENT - Altimeter, encoding (scale in inches of mercury to 35,000 feet)	1	
	548 040		INSTRUMENT - Altimeter, encoding (scale in millibars to 35,000 feet)	1	
	548 407	D	INSTRUMENT - Altimeter, encoding (scale in inches of mercury and millibars to 35,000 feet)	1	
-7	550 483	F	INSTRUMENT - Turn and bank (1234T100-5) electric	1	
	548 190	F,AV	INSTRUMENT - Turn coordinator (1394T100) electric	1	
-8	755 427	W,BU	INSTRUMENT - Directional gyro	1	
-9	99010-02	B	INSTRUMENT - Rate of climb	1	
-10	95241-11		CLUSTER ASSEMBLY - Instrument	1	
-11	79373-00	BS	* GAUGE - Oil pressure	1	
	38226-00	BT	* GAUGE - Oil pressure	1	
-12	79367-00		* GAUGE - Oil temperature	1	

When ordering, always specify Part Number, Description and Serial Number of Aircraft

PIPER PARTS CATALOG

Figure and Index Number	Part Number	Code	NOMENCLATURE	No. Req.	SERIAL NUMBERS AFFECTED
34-13	79362-00		* GAUGE - Ammeter, 60 amp	1	
-14	79376-00		* PLATE ASSEMBLY - Cover	1	
-14a	79381-00		* LENS - Instrument cluster	1	
-15	95241-15	C	CLUSTER ASSEMBLY - Instrument	1	
	95241-16	D	CLUSTER ASSEMBLY - Instrument	1	32-40566 to 32-7840222 incl
	95241-19	BW	CLUSTER ASSEMBLY - Instrument	1	
	95241-25	D	CLUSTER ASSEMBLY - Instrument	1	32-7940147 and up
-16	79366-00	BS	* GAUGE - Fuel, left tip, 17 gallon	1	
-17	79364-00	BS	* GAUGE - Fuel, left main, 25 gallon	1	
-18	79370-00	C	* GAUGE - Fuel pressure (0-10 PSI)	1	
-19	79374-00	D	* GAUGE - Fuel pressure (0-50 PSI)	1	32-40566 to 32-7840222 incl
	38225-00	BW	* GAUGE - Fuel pressure (0-50 PSI)	1	
	79376-00	D	* PLATE ASSEMBLY - Cover	1	32-7940147 and up
-20	79363-00	BS	* GAUGE - Fuel, right main, 25 gallon	1	
-21	79365-00	BS	* GAUGE - Fuel, right tip, 17 gallon	1	
-21a	79381-00		* LENS - Cluster assembly	1	
-21b	38224-00	BT	GAUGE - Fuel, left and right main, 47 5 gallon	2	
-22	550 629	L	GAUGE - Suction (AW1821AF03)	1	
	99480-00	M	GAUGE - Suction (1G10-1)	1	
-23	550 465	BX	GAUGE - Manifold pressure and fuel flow	1	
	548 343	D	GAUGE - Manifold pressure and fuel flow	1	32-7940147 and up
	751 118	C,W	GAUGE - Manifold pressure	1	
-24	550 662	W	GAUGE - Air temperature (NHM70)	1	
-25	751 912	B	GAUGE - Mixture control indicator	1	
-26	757 310	B	PROBE ASSEMBLY - Mixture control	1	
-27	756 616	B	WIRE ASSEMBLY - Mixture control gauge	1	
-28	67422-04	H	INDICATOR - Stall warning	1	
-28a	472 054	H,W	BULB - (330)	1	
-29	472 969	B	LIGHTER - Cigar (204 575)	1	
-30	67431-00		PLATE ASSEMBLY - Cover, instrument panel	8	
-31	67431-04		PLATE ASSEMBLY - Cover, instrument panel	4	
-32	69328-00		BOX - Glove	1	
-33	69329-00		DOOR - Glove box	1	
-34	69330-00	O	COVER - Glove box, black	1	
	69330-02	P	COVER - Glove box, tan	1	
	69330-03	K,N	COVER - Glove box	1	
-35	69335-00	L	COVER ASSEMBLY - Instrument panel, upper left, black	1	
	99229-00	S	COVER ASSEMBLY - Instrument panel, upper left, black	1	
	99229-04	P	COVER ASSEMBLY - Instrument panel, upper left, tan	1	
	69658-00	K,Q	COVER ASSEMBLY - Instrument panel, upper left	1	
	69816-02	K,R	COVER - Instrument panel, upper left	1	
	69816-07	G,K	COVER - Instrument panel, upper left	1	
	79571-02	K,BJ,BK	COVER ASSEMBLY - Instrument panel, upper left	1	
	79571-04	G,K,BK	COVER ASSEMBLY - Instrument panel, upper left	1	
	69398-00	F,L	COVER AND LIGHTS ASSEMBLY - Instrument panel, upper left, black	1	
	99434-00	F,S	COVER AND LIGHTS ASSEMBLY - Instrument panel, upper left, black	1	
	99434-02	F,P	COVER AND LIGHTS ASSEMBLY - Instrument panel, upper left, tan	1	
	69661-00	F,K,Q	COVER AND LIGHTS ASSEMBLY - Instrument panel, upper left	1	
-36	69353-00	AA	* PLACARD - Maneuvering speed, mph	1	
	69664-00	AA	* PLACARD - Maneuvering speed, knots	1	
	69156-00	E	* PLACARD - Rough air or maneuvering	1	32S-40566 to 32S-7240147 incl
-37	69354-00	AA	* PLACARD - Crosswind component, mph	1	
	69665-00	AA	* PLACARD - Crosswind component, knots	1	
-37a	472 054	F,W	* BULB - (330)	10	
-38	69669-39	AF	PLACARD - Press test	1	

When ordering, always specify Part Number, Description and Serial Number of Aircraft

PIPER PARTS CATALOG

Figure and Index Number	Part Number	Code	NOMENCLATURE	No. Req.	SERIAL NUMBERS AFFECTED
34-39	69337-00	L	COVER ASSEMBLY - Instrument panel, upper right, black	1	
	99432-00	S	COVER ASSEMBLY - Instrument panel, upper right, black	1	
	99432-03	P	COVER ASSEMBLY - Instrument panel, upper right, tan	1	
	69659-00	K,N	COVER - Instrument panel, upper right	1	
-40	69338-02	AC	COVER - Instrument panel, left, black	1	
	69379-02	AD	COVER - Instrument panel, left, black	1	
-41	69364-00	C	PLACARD - Take-off check list	1	32-1111 to 32-7100038 incl
	69638-00	C	PLACARD - Take-off check list	1	32-7200001 and up
	69484-00	D	PLACARD - Take-off check list	1	32-40566 to 32-7140086 incl
	69637-00	D	PLACARD - Take-off check list	1	32-7240001 to 32-7240055 incl
	69649-00	D	PLACARD - Take-off check list	1	32-7240056 and up
	67879-00	G	PLACARD - Take-off check list	1	
-42	69365-00	O	PLACARD - Landing check list	1	
	69639-00	X	PLACARD - Landing check list, mph	1	
	69639-02	X	PLACARD - Landing check list, knots	1	
	69669-126	AZ	PLACARD - Landing check list, knots	1	
	67878-00	BC	PLACARD - Landing check list, mph	1	
	67878-02	BC	PLACARD - Landing check list, knots	1	
	69669-125	BD	PLACARD - Landing check list, knots	1	
3-42a	99921-00	AK	PLACARD - Air condition door light	1	
-43	69339-00	AA	COVER ASSEMBLY - Instrument panel, right, black	1	
	69831-02	AF,BL	COVER ASSEMBLY - Instrument panel, right	1	
	69615-00	D,U,AB	COVER ASSEMBLY - Instrument panel, right, black	1	32-40853, 32-7240056 to 32-7340042 inclusive
	69615-03	D,U	COVER ASSEMBLY - Instrument panel, right, black	1	32-7340043 to 32-7440182 incl
	69831-00	U,BL,BM	COVER ASSEMBLY - Instrument panel, right	1	
	69831-09	U,BL,BN	COVER ASSEMBLY - Instrument panel, right	1	
	69777-00	Z,AE	COVER ASSEMBLY - Instrument panel, right, black	1	
	69831-05	Z,BL,BP	COVER ASSEMBLY - Instrument panel, right	1	
	69831-07	Z,BL,BQ	COVER ASSEMBLY - Instrument panel, right	1	
-44	67241-00	AA	* PLACARD - Heater and defrost	1	
	35669-28	AA	* PLACARD - Heater and defrost (lift to actuate)	1	
-44a	69616-00	D,U,V	* PLACARD - Air conditioning control panel	1	32-40853, 32-7240056 to 32-7340042 inclusive
	69678-00	U,BB	* PLACARD - Air conditioning control panel	1	
	69678-02	U,BN	* PLACARD - Air conditioning control panel	1	
-44b	69669-25	Z,BR	* PLACARD - Vent fan control (four position)	1	
	35669-38	Z,BQ	* PLACARD - Vent fan control (three position)	1	
-44c	67241-00	AF	PLACARD - Heater and defrost	1	
	35669-28	AF	PLACARD - Heater and defrost (lift to actuate)	1	
-45	69357-07	AA	COVER ASSEMBLY - Instrument panel, lower left, black	1	
	69357-08	AA	COVER ASSEMBLY - Instrument panel, lower left, red	1	
	69357-09	L	COVER ASSEMBLY - Instrument panel, lower left, blue	1	
	69357-10	AJ	COVER ASSEMBLY - Instrument panel, lower left, brown	1	
	69357-11	AA	COVER ASSEMBLY - Instrument panel, lower left, tan	1	
	69357-14	AH	COVER ASSEMBLY - Instrument panel, lower left, green	1	
	69357-15	AH	COVER ASSEMBLY - Instrument panel, lower left, white	1	
	69357-17	AG	COVER ASSEMBLY - Instrument panel, lower left, blue/green	1	
	69397-00	T	COVER AND LIGHTS ASSEMBLY - Instrument panel, lower left, black	1	
	69397-02	T	COVER AND LIGHTS ASSEMBLY - Instrument panel, lower left, red	1	
	69397-03	L,T	COVER AND LIGHTS ASSEMBLY - Instrument panel, lower left, blue	1	
	69397-04	T,AJ	COVER AND LIGHTS ASSEMBLY - Instrument panel, lower left, brown	1	
	69397-05	T	COVER AND LIGHTS ASSEMBLY - Instrument panel, lower left, tan	1	

When ordering, always specify Part Number, Description and Serial Number of Aircraft

PIPER PARTS CATALOG

Figure and Index Number	Part Number	Code	NOMENCLATURE	No. Req.	SERIAL NUMBERS AFFECTED
34-45	69397-08	T,AH	COVER AND LIGHTS ASSEMBLY - Instrument panel, lower left, green	1	
	69397-09	T,AH	COVER AND LIGHTS ASSEMBLY - Instrument panel, lower left, white	1	
	69397-10	T,AG	COVER AND LIGHTS ASSEMBLY - Instrument panel, lower left, blue/green	1	
	69817-00	R,AN	COVER ASSEMBLY - Instrument panel, lower left	1	
	69817-03	G,AN	COVER ASSEMBLY - Instrument panel, lower left	1	
-46	472 054	W	* BULB - (330)	2	
-47	69358-12	C	COVER ASSEMBLY - Instrument panel, lower right, black	1	32-1111 to 32-7100038 incl
	69358-13	C	COVER ASSEMBLY - Instrument panel, lower right, red	1	32-1111 to 32-7100038 incl
	69358-14	C	COVER ASSEMBLY - Instrument panel, lower right, blue	1	32-1111 to 32-1320 inclusive
	69358-15	C	COVER ASSEMBLY - Instrument panel, lower right, brown	1	32-1111 to 32-1250 inclusive
	69358-16	C	COVER ASSEMBLY - Instrument panel, lower right, tan	1	32-1111 to 32-7100038 incl
	69358-19	C	COVER ASSEMBLY - Instrument panel, lower right, green	1	32-1251 to 32-7100038 incl
	69358-21	C	COVER ASSEMBLY - Instrument panel, lower right, white	1	32-1251 to 32-7100038 incl
	69358-25	C	COVER ASSEMBLY - Instrument panel, lower right, blue/green	1	32-7100001 to 32-7100038 incl
	69627-08	C	COVER ASSEMBLY - Instrument panel, lower right, red	1	32-7200001 to 32-7300076 incl
	69627-09	C	COVER ASSEMBLY - Instrument panel, lower right, blue/green	1	32-7200001 to 32-7300076 incl
-47	69627-10	C	COVER ASSEMBLY - Instrument panel, lower right, tan	1	32-7200001 to 32-7300076 incl
	69627-11	C	COVER ASSEMBLY - Instrument panel, lower right, black	1	32-7200001 to 32-7300076 incl
	69627-12	C	COVER ASSEMBLY - Instrument panel, lower right, white	1	32-7200001 to 32-7300076 incl
	69627-13	C	COVER ASSEMBLY - Instrument panel, lower right, green	1	32-7200001 to 32-7300076 incl
	69780-08	C	COVER ASSEMBLY - Instrument panel, lower right, red	1	32-7400001 to 32-7500040 incl
	69780-09	C	COVER ASSEMBLY - Instrument panel, lower right, blue/green	1	32-7400001 to 32-7500040 incl
	69780-10	C	COVER ASSEMBLY - Instrument panel, lower right, tan	1	32-7400001 to 32-7500040 incl
	69780-11	C	COVER ASSEMBLY - Instrument panel, lower right, black	1	32-7400001 to 32-7500040 incl
	69780-12	C	COVER ASSEMBLY - Instrument panel, lower right, white	1	32-7400001 to 32-7500040 incl
	69780-13	C	COVER ASSEMBLY - Instrument panel, lower right, green	1	32-7400001 to 32-7500040 incl
	69358-07	D	COVER ASSEMBLY - Instrument panel, lower right, black	1	32-40566 to 32-7140086 incl
	69358-08	D	COVER ASSEMBLY - Instrument panel, lower right, red	1	32-40566 to 32-7140086 incl
	69358-09	D	COVER ASSEMBLY - Instrument panel, lower right, blue	1	32-40566 to 32-41018 inclusive
	69358-10	D	COVER ASSEMBLY - Instrument panel, lower right, brown	1	32-40566 to 32-40850 inclusive
	69358-11	D	COVER ASSEMBLY - Instrument panel, lower right, tan	1	32-40566 to 32-7140086 incl
	69358-20	D	COVER ASSEMBLY - Instrument panel, lower right, green	1	32-40851 to 32-7140086 incl
	69358-22	D	COVER ASSEMBLY - Instrument panel, lower right, white	1	32-40851 to 32-7140086 incl
	69358-24	D	COVER ASSEMBLY - Instrument panel, lower right, blue/green	1	32-7140001 to 32-7140086 incl
	69627-14	D	COVER ASSEMBLY - Instrument panel, lower right, red	1	32-7240001 to 32-7340201 incl
	69627-15	D	COVER ASSEMBLY - Instrument panel, lower right, blue/green	1	32-7240001 to 32-7340201 incl
	69627-16	D	COVER ASSEMBLY - Instrument panel, lower right, tan	1	32-7240001 to 32-7340201 incl
	69627-17	D	COVER ASSEMBLY - Instrument panel, lower right, black	1	32-7240001 to 32-7340201 incl
	69627-18	D	COVER ASSEMBLY - Instrument panel, lower right, white	1	32-7240001 to 32-7340201 incl
	69627-19	D	COVER ASSEMBLY - Instrument panel, lower right, green	1	32-7240001 to 32-7340201 incl
	69780-14	D	COVER ASSEMBLY - Instrument panel, lower right, red	1	32-7440001 to 32-7540158 incl
	69780-15	D	COVER ASSEMBLY - Instrument panel, lower right, blue/green	1	32-7440001 to 32-7540158 incl
	69780-16	D	COVER ASSEMBLY - Instrument panel, lower right, tan	1	32-7440001 to 32-7540158 incl
	69780-17	D	COVER ASSEMBLY - Instrument panel, lower right, black	1	32-7440001 to 32-7540158 incl
	69780-18	D	COVER ASSEMBLY - Instrument panel, lower right, white	1	32-7440001 to 32-7540158 incl
	69780-19	D	COVER ASSEMBLY - Instrument panel, lower right, green	1	32-7440001 to 32-7540158 incl
	69901-02	AN,AO	COVER ASSEMBLY - Instrument panel, lower right	1	
-48	69362-00	AL	* PLACARD - Navigation and instrument lights	1	

When ordering, always specify Part Number, Description and Serial Number of Aircraft

PIPER PARTS CATALOG

Figure and Index Number	Part Number	Code	NOMENCLATURE	No. Req.	SERIAL NUMBERS AFFECTED
34-49	69545-00	D	PLACARD - Alternate air	1	32-40566 to 32-7340201 incl
-50	69544-00	C	PLACARD - Carburetor heat	1	32-1111 to 32-7300076 incl
-51	99667-02	P	COVER ASSEMBLY - Circuit breaker panel, red	1	
	99667-03	P	COVER ASSEMBLY - Circuit breaker panel, blue/green	1	
	99667-04	P	COVER ASSEMBLY - Circuit breaker panel, tan	1	
	99667-05	P	COVER ASSEMBLY - Circuit breaker panel, black	1	
	99667-06	P	COVER ASSEMBLY - Circuit breaker panel, white	1	
	99667-07	P	COVER ASSEMBLY - Circuit breaker panel, green	1	
	69571-02	AM	COVER ASSEMBLY - Circuit breaker panel, red	1	
	69571-03	AM	COVER ASSEMBLY - Circuit breaker panel, blue/green	1	
	69571-04	AM	COVER ASSEMBLY - Circuit breaker panel, tan	1	
	69571-05	AM	COVER ASSEMBLY - Circuit breaker panel, black	1	
	69571-06	AM	COVER ASSEMBLY - Circuit breaker panel, white	1	
	69571-07	AM	COVER ASSEMBLY - Circuit breaker panel, green	1	
-52	65795-00		DOUBLER - Electric turn and bank mounting	1	
-53	63766-00	L	COVER ASSEMBLY - Radio opening, 6 44 x 1 78, black	2	
	99062-00	S	COVER ASSEMBLY - Radio opening, 6 44 x 1 78, black	2	
	99062-04	P	COVER ASSEMBLY - Radio opening, 6 44 x 1 78, tan	2	
	99062-06	K,N	COVER ASSEMBLY - Radio opening, 6 44 x 1 78	2	
-54	62943-00	L	COVER ASSEMBLY - Radio opening, 6 56 x 3 25, black	1	
	99060-00	S	COVER ASSEMBLY - Radio opening, 6 56 x 3 25, black	1	
	99060-04	P	COVER ASSEMBLY - Radio opening, 6 56 x 3 25, tan	1	
	99060-06	K,N	COVER ASSEMBLY - Radio opening, 6 56 x 3 25	1	
	69518-00	O	COVER ASSEMBLY - Radio opening, 6 50 x 60, black	1	
	69518-04	P	COVER ASSEMBLY - Radio opening, 6 50 x 60, tan	1	
	69518-06	K,N	COVER ASSEMBLY - Radio opening, 6 50 x 60	1	
-55	62942-00	L	COVER ASSEMBLY - Radio opening, 6 56 x 2 90, black	1	
	99059-00	S	COVER ASSEMBLY - Radio opening, 6 56 x 2 90, black	1	
	99059-04	P	COVER ASSEMBLY - Radio opening, 6 56 x 2 90, tan	1	
	99060-06	K,N	COVER ASSEMBLY - Radio opening, 6 56 x 3 25	1	
-56	62944-00	L	COVER ASSEMBLY - Radio opening, 6 56 x 3 56, black	1	
	99061-00	S	COVER ASSEMBLY - Radio opening, 6 56 x 3 56, black	1	
	99061-04	P	COVER ASSEMBLY - Radio opening, 6 56 x 3 56, tan	1	
	99061-06	K,N	COVER ASSEMBLY - Radio opening, 6 56 x 3 56	1	
-57	62943-00	L	COVER ASSEMBLY - Radio opening, 6 56 x 3 25, black	1	
	99060-00	S	COVER ASSEMBLY - Radio opening, 6 56 x 3 25, black	1	
	99060-04	P	COVER ASSEMBLY - Radio opening, 6 56 x 3 25, tan	1	
	99061-06	K,N	COVER ASSEMBLY - Radio opening, 6 56 x 3 56	1	
	69518-00	O	COVER ASSEMBLY - Radio opening, 6 50 x 60, black	1	
	69518-04	P	COVER ASSEMBLY - Radio opening, 6 50 x 60, tan	1	
	69518-06	K,N	COVER ASSEMBLY - Radio opening, 6 50 x 60	1	
	99064-00	S,AP	COVER ASSEMBLY - Radio opening, 6 50 x 3 80, black	1	
	99064-04	P,AP	COVER ASSEMBLY - Radio opening, 6 50 x 3 80, tan	1	
	99064-06	K,N,AP	COVER ASSEMBLY - Radio opening, 6 50 x 3 80	1	
-58	69472-00	AS	CHANNEL - Instrument panel, center	1	
	78114-00	M	CHANNEL - Instrument panel, center	1	
-59	69336-02	L	RETAINER - Instrument panel cover	1	
	99431-00	AT	RETAINER - Instrument panel cover	1	
-60	69543-00	AT	STIFFENER - Instrument panel cover	1	
-61	79314-00	A	SPACER - Air temperature gauge, inner	1	
	79314-02	A	SPACER - Air temperature gauge, outer	1	
-62	550 548	C	GAUGE - Cylinder head temperature	1	
	550 543	D	GAUGE - Cylinder head temperature	1	
-63	550 549		SENDER - Cylinder head temperature	1	

When ordering, always specify Part Number, Description and Serial Number of Aircraft

PIPER PARTS CATALOG

Figure and Index Number	Part Number	Code	NOMENCLATURE	No. Req.	SERIAL NUMBERS AFFECTED
34-64	69303-00	L	STIFFENER - Instrument panel	1	
	99227-00	AG	STIFFENER - Instrument panel	1	
	37489-00	R	STIFFENER - Instrument panel	1	
-65	99670-00	AR	SPRING - Circuit breaker panel	1	
-66	67128-00		ANGLE - Instrument panel, left center	1	
	69315-00	AA	ANGLE - Instrument panel, right center	1	
	37380-00	R	ANGLE - Instrument panel, right center	1	
-67	69569-00	N,AQ	CHANNEL ASSEMBLY - Shin guard, left	1	
-68	69570-00	N,AQ	CHANNEL ASSEMBLY - Shin guard, right	1	
-69	78109-00	Q	SHIELD ASSEMBLY - Glare, black	1	
	78109-04	AE	SHIELD ASSEMBLY - Glare, black	1	
-70	69676-00	AU	SUPPORT ASSEMBLY - Compass	1	
-71	581 025		PLUG - (15-903)	2	
-72	36660-02		INDICATOR - Engine hour meter	1	
-73	79600-00	J,AX	HOUSING ASSEMBLY - Compass	1	
-74	69669-71	BC	PLACARD - Gear "UP-DOWN", mph	1	
	69669-91	BC	PLACARD - Gear "UP-DOWN", knots	1	
	69669-133	BD	PLACARD - Gear "UP-DOWN", knots	1	
-75	69669-83	BC	PLACARD - Rough air or maneuvering, mph	1	
	69669-37	BC	PLACARD - Rough air or maneuvering, knots	1	
	69669-136	BD	PLACARD - Maneuvering speed, knots	1	
	69353-00	BA	PLACARD - Maneuvering speed, mph	1	
	69664-00	BA	PLACARD - Maneuvering speed, knots	1	
	69669-137	AZ	PLACARD - Maneuvering speed, knots	1	
-76	69669-72	BC	PLACARD - Crosswind, mph	1	
	69669-73	BD	PLACARD - Crosswind, knots	1	
	69354-00	BA	PLACARD - Crosswind, mph	1	
	69665-00	R	PLACARD - Crosswind, knots	1	
-77	95978-00	BC	PLACARD - Gear "UP-DOWN", mph	1	
	69669-52	BC	PLACARD - Gear "UP-DOWN", knots	1	
	69669-172	BD	PLACARD - Gear "UP-DOWN", knots	1	
-78	96602-00	G	PLACARD - Warning, strobe light	1	
	69669-175	C,D	PLACARD - Warning, strobe light	1	
-79	69669-21	Y	PLACARD - Navigation and instrument lights	1	
-80	69544-00	C	PLACARD - Carburetor heat	1	32-7400001 and up
-81	69545-00	AW	PLACARD - Alternate air	1	
-82	35669-165	D	PLACARD - Caution	1	32-7940254 and up
-83	69669-181	G,BG	PLACARD - Reduce power	1	
-84	35669-14	BH	PLACARD - Warning, fuel	1	
-85	99214-00		PLATE - Instrument support	AR	
-86	459 849	D	FIRE EXTINGUISHER - (HA1014-01)	1	32-7940002 and up
-87	35680-05	D	BRACKET ASSEMBLY - Fire extinguisher	1	32-7940002 and up
-88	35680-06	D	BRACKET ASSEMBLY - Fire extinguisher	1	32-7940002 and up
-89	35680-26	D	BRACKET ASSEMBLY - Fire extinguisher	1	32-7940002 and up
-90	35680-12	D	BRACKET ASSEMBLY - Fire extinguisher	1	32-7940002 and up
-91	35680-11	D	* TAB ASSEMBLY - Fire extinguisher	1	32-7940002 and up
-92	35680-22	D	* BRACKET - Fire extinguisher	1	32-7940002 and up
-93	35680-15	D	BRACE - Fire extinguisher	1	32-7940002 and up
-94	35680-16	D	BRACE - Fire extinguisher	1	32-7940002 and up

When ordering, always specify Part Number, Description and Serial Number of Aircraft

PIPER PARTS CATALOG

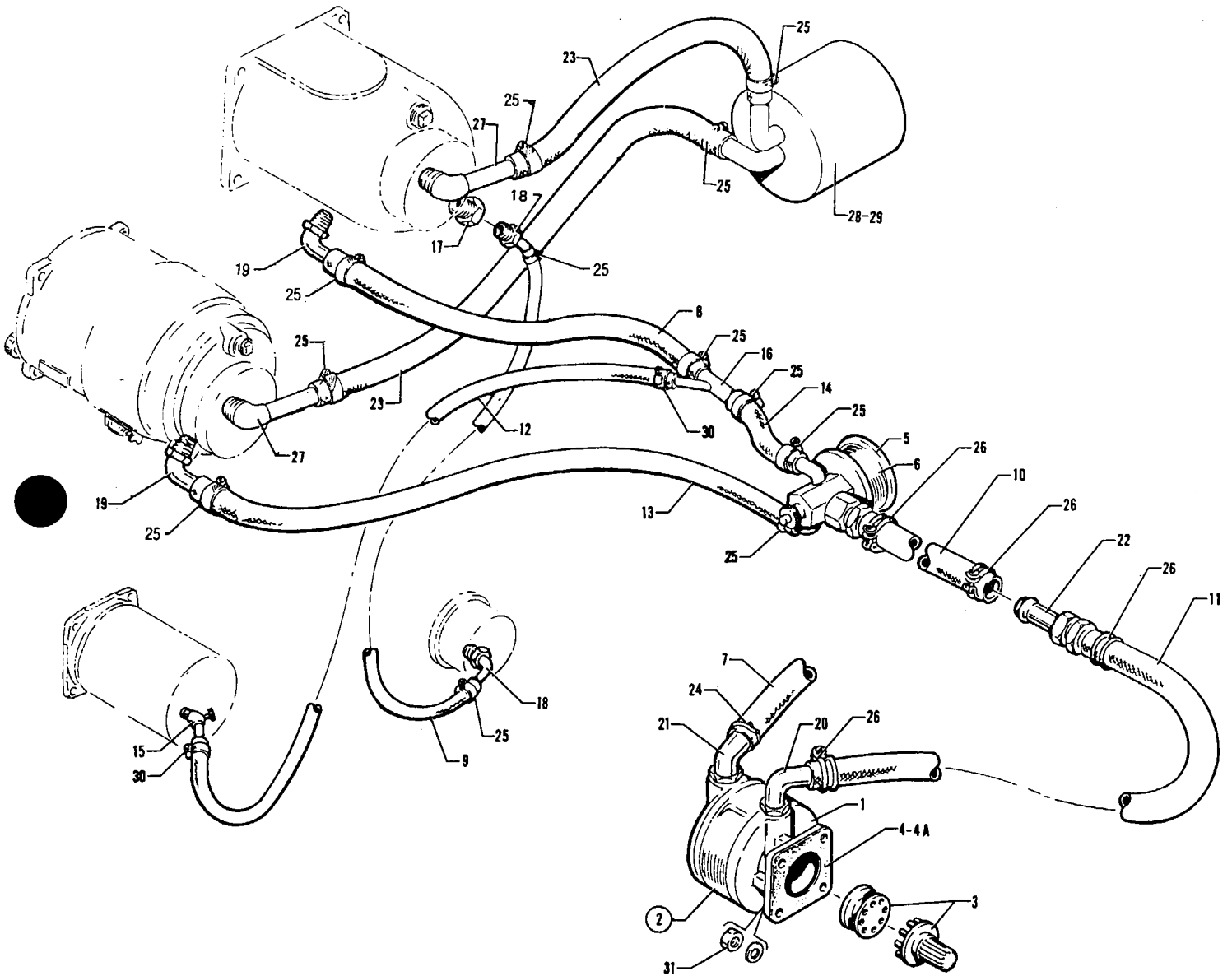


Figure 35 Vacuum System Installation
(PA-32-260 - Serial Nos 32-1 to 32-896 inclusive)
(PA-32-300 - Serial Nos 32-40000 to 32-40292 inclusive)

PIPER PARTS CATALOG

CODE EXPLANATIONS FOR FIGURE 35

- A - Used on PA-32-260 with serial numbers 32-1 to 32-896 inclusive, and PA-32-300 with serial numbers 32-40000 to 32-40292 inclusive
Note: Refer to Figure 36 if AltiMatic III or AutoControl III is installed
- B - Used when vacuum turn and bank is installed
- C - Used when electric turn and bank is installed
- D - Used on PA-32-260 with serial numbers 32-451 to 32-896 inclusive, and PA-32-300 with serial numbers 32-40000 to 32-40292 inclusive
- E - Used with Vacuum Pump P/N 26749-07 (Airborne 211CC) only
- F - Used with Vacuum Pump P/N 36535-02 (Edo-Aire 1U128-200) only
- W - These parts must be ordered from Service Spares Department, Piper Aircraft, Lock Haven, Penna

PIPER PARTS CATALOG

Figure and Index Number	Part Number	Code	NOMENCLATURE	No. Req.	SERIAL NUMBERS AFFECTED
35-	68702 68390	D	DRAWING - Vacuum System Installation DRAWING - Vacuum System Installation		32-1 to 32-450 inclusive
-1	754 575		KIT - Vacuum pump drive (79005)	1	
-2	26749-07 36535-02	W	PUMP - Dry vacuum (Airborne 211CC) PUMP - Dry vacuum (Edo-Aire 1U128-200)	1 1	
-3	753 910	E.W	* COUPLING ASSEMBLY KIT - Vacuum pump drive (no 350)	1	
-4	751 859	E,W	* * GASKET - Vacuum pump mtg (B3-1-2)	1	
-4a	462 023	F,W	* GASKET - Vacuum pump mounting (AN4045-1)	1	
-5	492 065	W	VALVE - Suction regulating (133A4)	1	
-6	751 815	W	* FILTER - Regulating valve (B3-5-1)	1	
-7	63904-29		HOSE - Vacuum pump exhaust	1	
-8	63913-52 63913-55	B C	HOSE - Directional gyro to "Y" fitting HOSE - Directional gyro to regulator valve	1 1	
-9	63913-54 63913-62	D	HOSE - Directional gyro to suction gauge HOSE - Directional gyro to suction gauge	1 1	32-1 to 32-450 inclusive
-10	63913-42		HOSE - Regulator valve to firewall fitting	1	
-11	63913-42		HOSE - Vacuum pump to firewall fitting	1	
-12	63913-51	B	HOSE - Turn and bank indicator to "Y" fitting	1	32-1 to 32-450 inclusive
-13	63913-55		HOSE - Regulator valve to gyro horizon	1	
-14	63913-05	B	HOSE - Regulator valve to "Y" fitting	1	
-15	63082-00	B	VALVE ASSEMBLY - Air regulating	1	32-1 to 32-450 inclusive
-16	63212-04		FITTING ASSEMBLY - Vacuum hose "Y"	1	32-1 to 32-450 inclusive
-17	453 616	W	REDUCER - (AN912-1D)	1	
-18	458 948	W	ELBOW - (1K1-2-4)	2	
-19	458 945	W	ELBOW - (1K1-4-6)	2	
-20	458 958	W	ELBOW - (1K1-6-10)	1	
-21	558 900	W	ELBOW - (1K8-6-8)	1	
-22	460 807		FITTING - (1K22-10-10)	1	
-23	63913-58	D	HOSE - Gyros to air filter	2	
-24	554 985		CLAMP - Hose (SAE 11)	1	
-25	554 888	W	CLAMP - Hose (GS-6)	8	
-26	454 837		CLAMP - Hose (H78000)	4	
-27	458 941	D,W	ELBOW - (AN844-6D)	2	
-28	460 888	D,W	FILTER ASSEMBLY - Gyro air (66673-00)	1	
-29	757 899	D,W	* CARTRIDGE - Air filter (D9-18-1)	1	
-30	554 861	W	CLAMP - Hose (SAE TY F-4)	2	
-31	404 004 407 565	W	NUT - (PS10024-420) WASHER - (AN960-416)	4 4	

When ordering, always specify Part Number, Description and Serial Number of Aircraft

1J23 THRU 1J24
INTENTIONALLY LEFT BLANK

PIPER PARTS CATALOG

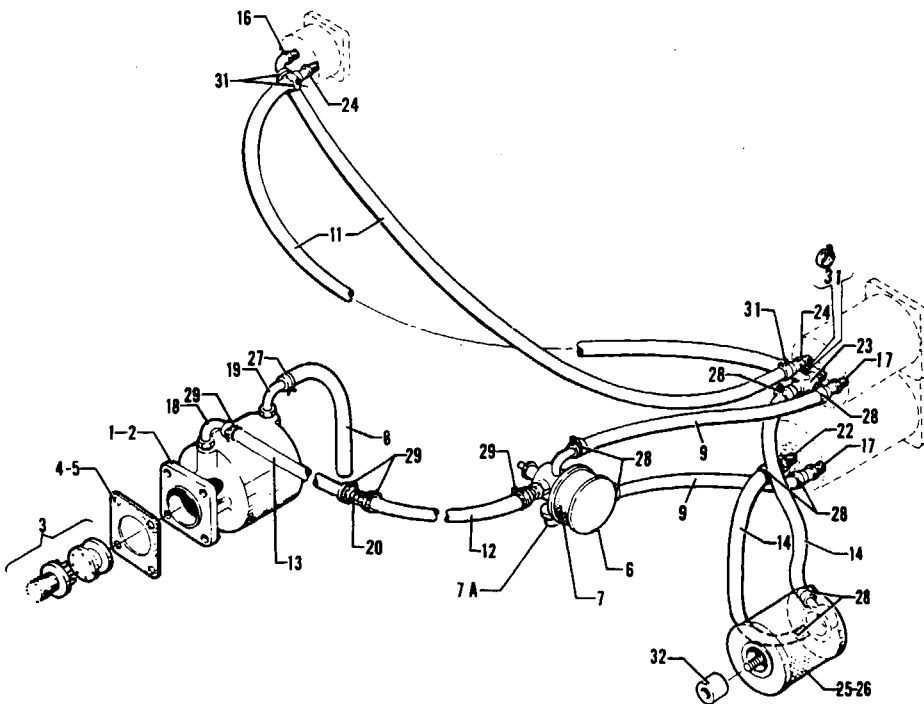
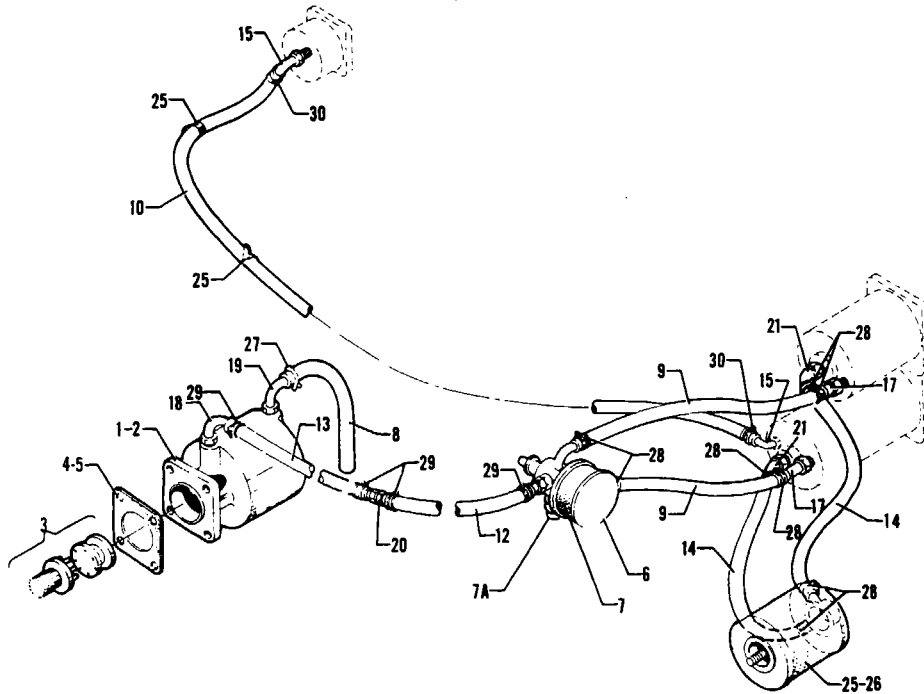


Figure 36 Vacuum System Installation
 (PA-32-260 - Serial Nos 32-897 and up)
 (PA-32-300 - Serial Nos 32-40293 and up)
 (PA-32R-300 - Serial Nos 32R-7680001 and up)

PIPER PARTS CATALOG

CODE EXPLANATIONS FOR FIGURE 36

- A - Used on PA-32-260 with serial numbers 32-897 and up, PA-32-300 with serial numbers 32-40293 and up, and PA-32R-300
- B - Used on PA-32-260 with serial numbers 32-897 to 32-1110 inclusive, and PA-32-300 with serial numbers 32-40293 to 32-40565 inclusive
- C - Used on PA-32-260 with serial numbers 32-1111 to 32-1320 inclusive, and PA-32-300 with serial numbers 32-40566 to 32-41018 inclusive
- D - Used on PA-32-260 with serial numbers 32-7100001 and up, PA-32-300 with serial numbers 32-7140001 and up, and PA-32R-300
- E - Used on PA-32-260 with serial numbers 32-451 to 32-896 inclusive, and PA-32-300 with serial numbers 32-40000 to 32-40292 inclusive if AltiMatic III or AutoControl III is installed
- F - Used on PA-32-260 with serial numbers 32-1111 and up, PA-32-300 with serial numbers 32-40566 and up, and PA-32R-300
- G - Used on PA-32-260 with serial numbers 32-897 to 32-1320 inclusive, and PA-32-300 with serial numbers 32-40293 to 32-41018 inclusive
- H - Used on PA-32-260 with serial numbers 32-897 to 32-7400061 inclusive, and PA-32-300 with serial numbers 32-40293 to 32-744182 inclusive
- J - Used on PA-32-260 with serial numbers 32-7500001 and up, PA-32-300 with serial numbers 32-7540001 and up, and PA-32R-300
- K - Used with Vacuum Pump P/N 26749-07 (Airborne 211CC) only
- L - Used with Vacuum Pump P/N 36535-02 (Edo-Aire 1U128-002) only
- M - See Figure 122 if radar system is installed
- W - These parts must be ordered from Service Spares Department, Piper Aircraft, Lock Haven, Penna

PIPER PARTS CATALOG

Figure and Index Number	Part Number	Code	NOMENCLATURE	No. Req.	SERIAL NUMBERS AFFECTED
36-	68391 69370	B,E F	DRAWING - Vacuum System Installation DRAWING - Vacuum System Installation		
-1	754 575		KIT - Vacuum pump drive (79005)	1	
-2	26749-07 36535-02	W	PUMP - Dry vacuum (Airborne 211CC) PUMP - Dry vacuum (Edo-Aire 1U128-002)	1 1	
-3	753 910	K,W	* COUPLING ASSEMBLY KIT - Vacuum pump drive (No 350)	1	
-4	751 859	K,W	* * GASKET - Vacuum pump mounting (B3-1-2)	1	
-5	462 023	L,W	* GASKET - Vacuum pump mounting (AN4045-1)	1	
-6	492 065 492 240	H,W J	VALVE - Suction regulating (133A4) VALVE - Suction regulating (2H3-19)	1 1	
-7	751 815	W	* FILTER - Regulating valve (B3-5-1)	1	
-7a	757 790	J	* SWITCH - (F7-16-1)	1	
-8	63904-29	M	HOSE - Vacuum pump exhaust	1	
-9	63913-55		HOSE - Gyros to regulator valve	2	
-10	63913-62 63913-71	B C	HOSE - Directional gyro to suction gauge HOSE - Directional gyro to suction gauge	1 1	
-11	63913-71	D	HOSE - Gyro horizon to suction gauge	2	
-12	63913-42		HOSE - Regulator valve to firewall fitting	1	
-13	63913-42		HOSE - Vacuum pump to firewall fitting	1	
-14	63913-58 63913-07	B F	HOSE - Gyros to air filter HOSE - Gyros to air filter	2 2	
-15	458 948	G,W	ELBOW - (1K1-2-4)	2	
-16	458 948	D,W	ELBOW - (1K1-2-4)	1	
-17	451 939	W	ADAPTER - (1K10-4-6)	2	
-18	458 958	W	ELBOW - (1K1-6-10)	1	
-19	558 900	M,W	ELBOW - (1K8-6-8)	1	
-20	460 807		FITTING - (1K22-10-10)	1	
-21	558 912	G,W	ELBOW - (1K9-4-6)	2	
-22	558 912	D,W	ELBOW - (1K9-4-6)	1	
-23	460 836	D	FITTING - (1K31-4-6-4)	1	
-24	451 881	D,W	ADAPTER - (1K10-2-4)	2	
-25	460 888	W	FILTER ASSEMBLY - Gyro air (66673-00)	1	
-26	757 899	W	* CARTRIDGE - Air filter (D9-18-1)	1	
-27	554 985		CLAMP - Hose (SAE 11)	1	
-28	554 888	W	CLAMP - Hose (GS-6)	8	
-29	554 793		CLAMP - Hose (SAE TY F-8)	4	
-30	554 861	G,W	CLAMP - Hose (SAE TY F-4)	2	
-31	554 861	D,W	CLAMP - Hose (SAE TY F-4)	4	
-32	63900-146	F	SPACER - Air filter	1	

When ordering, always specify Part Number, Description and Serial Number of Aircraft

PIPER PARTS CATALOG

CODE EXPLANATIONS FOR FIGURE 37

- A - Used on PA-32S-300 Seaplane Model only
- B - Used on PA-32-260 with serial numbers 32-1111 and up, PA-32-300 with serial numbers 32-40566 to 32-7840222 incl
- C - Used on PA-32-260 with serial numbers 32-1 to 32-1111 inclusive, and PA-32-300 with serial numbers 32-40000 to 32-40565 inclusive
- D - Used if encoding altimeter is installed
- E - Used on PA-32-260 with serial numbers 32-1111 and up, PA-32-300 with serial numbers 32-40566 and up, and PA-32R-300
- F - Used on PA-32R-300 with serial numbers 32R-7680001 and up, and PA-32-300 with serial numbers 32-7940001 and up
- G - Used on PA-32S-300 Seaplanes with serial numbers 32-40566 to 32-7240147 inclusive, and PA-32R-300
- H - Used on PA-32-260 with serial numbers 32-7300001 and up, and PA-32-300 with serial numbers 32-7340001 and up, and PA-32R-300
- J - Used on PA-32-260 and PA-32-300 only
- K - Refer to Figure 119 if Altimatic III C is installed
- L - Refer to Figure 113 if Electric Trim Stop Sensor is installed
- M - Used if unheated pitot head is installed
- N - Used if heated pitot head is installed
- W - These parts must be ordered from Service Spares Department, Piper Aircraft, Lock Haven, Penna

PIPER PARTS CATALOG

Figure and Index Number	Part Number	Code	NOMENCLATURE	No. Req.	SERIAL NUMBERS AFFECTED
37-	68114	C	DRAWING - Pitot Static System Installation		
	69046	C	DRAWING - Heated Pitot Static System Installation		
	69367	B	DRAWING - Pitot Static System Installation (Heated or Unheated)		
	38122	F	DRAWING - Pitot Static System Installation		
	67477	F	DRAWING - Heated Pitot Static and Heated Pressure Head Installation		
	68840	C	DRAWING - Alternate Static System Installation		
	67479	E	DRAWING - Alternate Static System Installation		
-1	65797-05		HEAD ASSEMBLY - Pitot (unheated)	1	
	69041-05		HEAD ASSEMBLY - Pitot (heated)	1	
-2	63913-34		* HOSE - Pitot	1	
-3	63913-37		* HOSE - Static	1	
-4	488 722		* TIE - Cable (MS3367-4-9)	2	
-5	556 105		* CONNECTOR - (W/H 1068 x 4) Heated pitot head	2	
-6	69547-00	A	TEE ASSEMBLY - Pitot static system	2	32S-40566 to 32S-7240147 incl
-7	63207-00		TUBE ASSEMBLY - Airspeed static	1	
-8	63209-00	B	TUBE ASSEMBLY - Static (fittings on both ends)	1	
	63211-00	F	TUBE ASSEMBLY - Static (fittings on one end)	2	
-9	63211-00		TUBE ASSEMBLY - Static	1	
-10	68115-00		TUBE ASSEMBLY - Static	1	
-11	68116-00		TUBE ASSEMBLY - Pitot	1	
-12	63913-32	L	HOSE - Pitot	1	
-13	63913-35	C	HOSE - Static	1	
	63913-59	E	HOSE - Static	1	
-14	62317-00		TUBE ASSEMBLY - Static (fittings on both ends)	1	
	63211-00		TUBE ASSEMBLY - Static (fittings on one end)	2	
-15	63900-25		BUSHING	1	
	63900-70	A	BUSHING	1	32S-40000 to 32S-7240147 incl
-16	488 380	W	TEE - (AN825-3D)	1	
-16a	488 380	W	TEE - (AN825-3D)	1	
	488 310	D.W	TEE - (AN826-3D)	1	
-17	434 136	B.W	GROMMET - (AN931-9-13)	4	
-18	434 128	W	GROMMET - (MS35489-6)	10	
-19	434 130	F.W	GROMMET - (MS35489-13)	2	
-20	63913-56		HOSE - Tube connector	2	
-21	454 929	W	CLAMP - (PS10017-2-4)	2	
-22	454 928	W	CLAMP - (PS10017-2-3)	8	
-23	454 933	W	CLAMP - (PS10017-2-8)	2	
-24	63900-137	F	BUSHING	1	
-25	69042-02		GASKET - Rubber, unheated pitot head	1	
	69042-00		GASKET - Asbestos, heated pitot head	1	
-26	99377-04		SWITCH - Heated pitot	1	
-27	454 658	C,W	CIRCUIT PROTECTOR - Pitot switch (109-215-102)	1	
	454 708	B	CIRCUIT PROTECTOR - Pitot switch (1600-041-01508)	1	
	454 709	F	CIRCUIT PROTECTOR - Pitot switch and pressure head (1600-041-02008)	1	
-28	78113-00	H	CLIP ASSEMBLY - Alternate static valve	1	
-29	415 514	N,W	SCREW - (MS35206-234)	3	
	415 522	M,W	SCREW - (MS35206-232)	3	
	407 562	W	WASHER - (AN960-8)	3	
	494 108	N	WASHER - (PS10063-3)	3	
	404 909	W	NUT - (MS20365-632C)	3	
-30	492 100	W	VALVE ASSEMBLY - Alternate air (CCA-7450)	1	

When ordering, always specify Part Number, Description and Serial Number of Aircraft

PIPER PARTS CATALOG

Figure and Index Number	Part Number	Code	NOMENCLATURE	No. Req.	SERIAL NUMBERS AFFECTED
37-31	25290-00	W	BRACKET ASSEMBLY - Alternate air valve	1	
-32	63211-00	C	TUBE ASSEMBLY - Alternate air	1	
	458 948	B,F,W	ELBOW - Alternate air (1K1-2-4)	1	
-33	63913-26	C,J	HOSE - Alternate air	1	
	63913-70	B,F,K	HOSE - Alternate air	1	
-34	67768-00		PLACARD - Alternate air	1	
-35	63913-34	G	HOSE - Pitot static system (11.50')	1	
	63913-37	A	HOSE - Pitot static system (12.25')	1	32S-40566 to 32S-7240147 incl.
-36	458 948	C,W	ELBOW - Alternate air (1K1-2-4)	1	
-37	476 647	W	NIPPLE - Alternate air (AN816-3D)	1	
-38	476 643	W	NIPPLE - Alternate air (AN911-1D)	1	
-39	488 474	W	TEE - Alternate air (AN917-1D)	1	
-40	554 861	C,W	CLAMP - (SAE TY F-4)	10	
-41	476 643	C,W	NIPPLE - (AN911-1D)	2	
-42	488 474	C,W	TEE - (AN917-1D)	1	
-43	488 310	C,W	TEE - (AN826-3D)	1	
-44	476 647	C,W	NIPPLE - (AN816-3D)	1	
-45	63366-00	A	GASKET - Wing	1	32S-40000 to 32S-7240147 incl
-46	83161-02	A,W	HOSE - Pitot static system	2	32S-40000 to 32S-40565 incl.
-47	65165-25	A	TUBE - Pitot static system	2	32S-40000 to 32S-7240147 incl
-48	63465-00	A	DOUBLER - Pitot static head	1	32S-40000 to 32S-40565 incl.
	63465-02	A	DOUBLER - Pitot static head	1	32S-40566 and up
-49	434 128	A,W	GROMMET - (MS35489-6)	4	32S-40000 to 32S-7240147 incl
-50	554 861	A,W	CLAMP - (SAE TY F-4)	12	32S-40000 to 32S-7240147 incl
-51	62245-07	A	COVER - Pitot head replacement	1	32S-40000 to 32S-40565 incl.
	69548-00	A	COVER ASSEMBLY - Pitot head replacement	1	32S-40566 to 32S-7240147 incl
-52	415 148	A,W	SCREW - (AN526-632R6)	3	32S-40000 to 32S-7240147 incl
	407 562	A,W	WASHER - (AN960-6)	3	32S-40000 to 32S-40565 incl.
	404 909	A,W	NUT - (MS20365-632C)	3	32S-40000 to 32S-40565 incl
-53	83161-03	A,W	HOSE - Pitot static system	4	32S-40566 to 32S-7240147

When ordering, always specify Part Number, Description and Serial Number of Aircraft

PIPER PARTS CATALOG

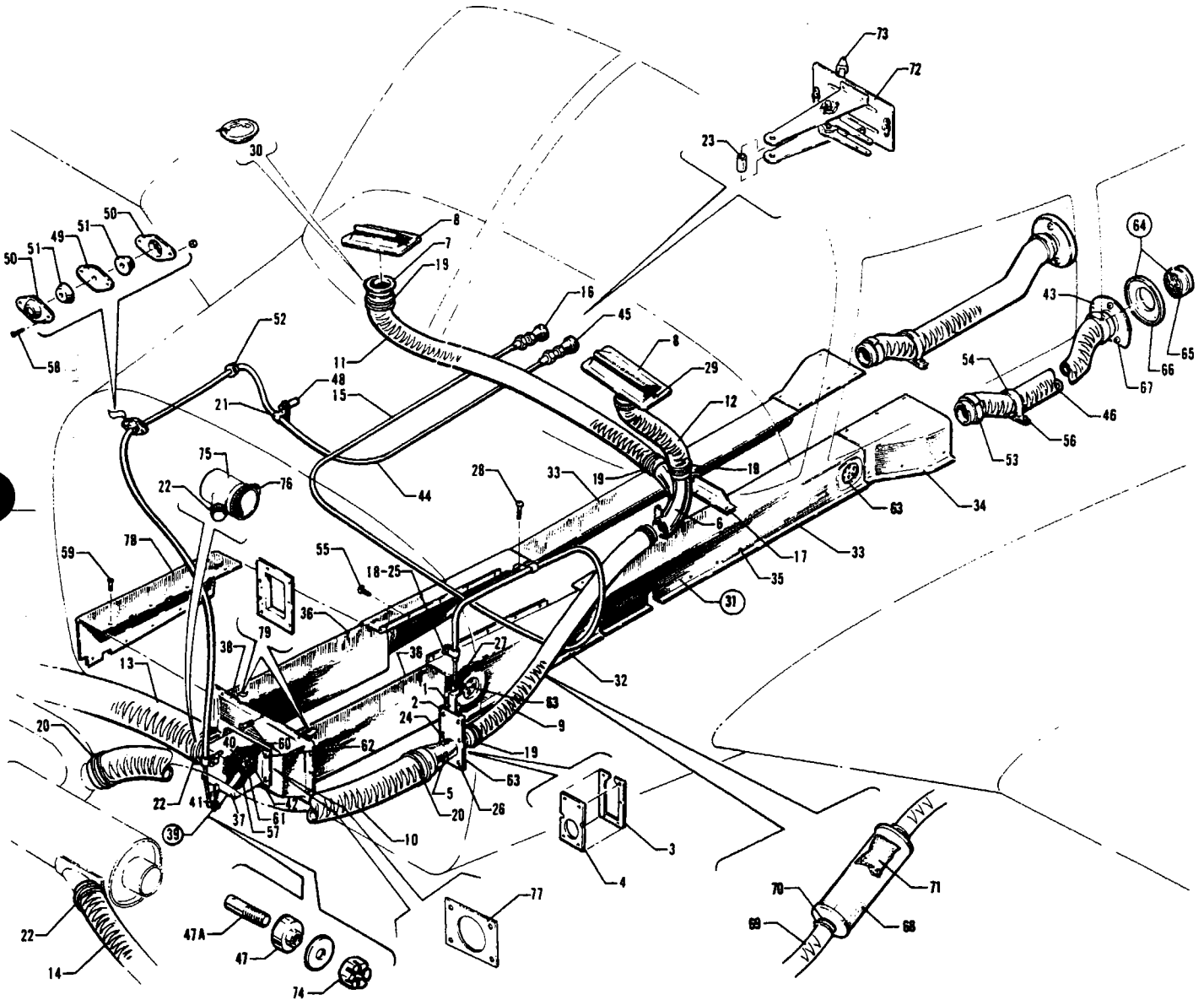


Figure 38 Cabin Heat and Defroster System

REVISED: APRIL 1980

1K8

PA-32-260
PA-32-300

PIPER PARTS CATALOG

CODE EXPLANATIONS FOR FIGURE 38

- A - Used on PA-32-260 only
- B - Used on PA-32-300 only
- C - Used on PA-32-260 with serial numbers 32-1111 and up, and PA-32-300 with serial numbers 32-40000 to 32-7540198 inclusive
- D - Used on PA-32S-300 Seaplane Model only
- E - Used on PA-32-260 with serial numbers 32-1 to 32-926 inclusive, and PA-32-300 with serial numbers 32-40000 to 32-40311 inclusive
- F - Used on PA-32-260 with serial numbers 32-1 to 32-1110 inclusive, and PA-32-300 with serial numbers 32-40000 to 32-40565 inclusive
- G - Used on PA-32-260 with serial numbers 32-1111 and up, and PA-32-300 with serial numbers 32-40566 and up
- H - Used on PA-32-260 with serial numbers 32-1 to 32-1200 inclusive, and PA-32-300 with serial numbers 32-40000 to 32-40780 inclusive
- J - Used on PA-32-260 with serial numbers 32-1201 and up, and PA-32-300 with serial numbers 32-40781 and up
- K - Used on PA-32-260 with serial numbers 32-1111 to 32-1320 inclusive, and PA-32-300 with serial numbers 32-40566 to 32-41018 inclusive
- L - Used on PA-32-260 with serial numbers 32-1 to 32-1320 inclusive, and PA-32-300 with serial numbers 32-40000 to 32-41018 inclusive
- M - Used on PA-32-260 with serial numbers 32-1 to 32-1110 inclusive, and PA-32-300 with serial numbers 32-40000 to 32-40515 inclusive
- N - Used on PA-32-260 with serial numbers 32-1111 and up, and PA-32-300 with serial numbers 32-40516 and up
- O - Used on PA-32-260 with serial numbers 32-7100001 and up, and PA-32-300 with serial numbers 32-7140001 and up
- P - Used on PA-32-260 with serial numbers 32-927 and up, and PA-32-300 with serial numbers 32-40312 and up
- Q - Used on PA-32-260 with serial numbers 32-1111 to 32-1250 inclusive, and PA-32-300 with serial numbers 32-40566 to 32-40850 inclusive
- R - Used on PA-32-260 with serial numbers 32-1251 and up, and PA-32-300 with serial numbers 32-40851 and up
- S - Used on PA-32-260 with serial numbers 32-601 and up, and PA-32-300 with serial numbers 32-40000 to 32-7540198 inclusive
- T - Used on PA-32-260 with serial numbers 32-1 and up, and PA-32-300 with serial numbers 32-40000 to 32-7540198 inclusive
- U - Used on PA-32-260 with serial numbers 32-7100001 and up and PA-32-300 with serial numbers 32-7140001 to 32-7940151 inclusive
- W - These parts must be ordered from Service Spares Department, Piper Aircraft, Lock Haven, Penna

PIPER PARTS CATALOG

Figure and Index Number	Part Number	Code	NOMENCLATURE	No. Req.	SERIAL NUMBERS AFFECTED
38-	68900	A	DRAWING - Defroster System Installation		32-1 to 32-1110 inclusive 32-1111 and up 32-40000 to 32-40565 inclusive 32-40566 and up
	69455	A	DRAWING - Defroster System Installation		
	69020	B	DRAWING - Defroster System Installation		
	69456	B	DRAWING - Defroster System Installation		
	69457	D	DRAWING - Defroster System Installation		
	68915	F	DRAWING - Cabin Heat System Installation		
	69454	G	DRAWING - Cabin Heat System Installation		
-1	68903-00		VALVE - Defroster	1	
-2	68905-00		PLATE ASSEMBLY - Defroster air inlet	2	32-1 to 32-600 inclusive 32-601 and up
	68906-00		PLATE ASSEMBLY - Defroster air inlet, front	1	
	69022-00		PLATE ASSEMBLY - Defroster air inlet, rear	1	
-3	68902-00		SPACER - Defroster air valve	1	
-4	68907-00		SPACER - Defroster air valve	1	
-5	68909-00		REDUCER ASSEMBLY - Defroster air	1	32-1 to 32-600 inclusive
	69023-00	S	REDUCER ASSEMBLY - Defroster air	1	
-6	68906-00	H	TAKE-OFF ASSEMBLY - Defroster air	1	
	69556-00	J	TAKE-OFF ASSEMBLY - Defroster air	1	
	68906-09	D	TAKE-OFF ASSEMBLY - Defroster air	1	
	69556-04	D	TAKE-OFF ASSEMBLY - Defroster air	1	32S-40000 to 32S-40780 incl.
-7	68908-00		OUTLET - Defroster air	2	32S-40781 to 32S-7240147 incl.
-8	65318-00		OUTLET - Defroster air	2	
-9	63633-34	E	HOSE - Defroster air (22")	1	32S-40000 to 32S-7240147 incl.
	63633-22	D	HOSE - Defroster air (15")	2	
-10	63633-32	A	HOSE - Defroster air	1	32-1 to 32-853 inclusive
	63633-49	A	HOSE - Defroster air	1	32-854 to 32-1110 inclusive
	63633-40	C	HOSE - Defroster air	1	
	63833-162	B	HOSE - Defroster air	1	32-7640001 and up
-11	63633-31	H	HOSE - Defroster air	1	
	63633-65	J	HOSE - Defroster air	1	
-12	63633-30	H	HOSE - Defroster air	1	32S-40000 to 32S-40780 incl.
	63633-30	D	HOSE - Defroster air	1	
	63633-64	J	HOSE - Defroster air	1	
	63633-66	D	HOSE - Defroster air	1	32S-40781 to 32S-7240147 incl.
-13	63633-33	A	HOSE - Cabin heat	1	
	63633-42	B	HOSE - Cabin heat	1	
-14	63633-35	A	HOSE - Cabin heat	1	
	63633-41	B	HOSE - Cabin heat	1	
-15	63902-14	F	CONTROL ASSEMBLY - Defroster	1	
	66856-04	G	CABLE ASSEMBLY - Control, defroster	1	
-16	63914-05	F	KNOB - Defroster	1	
-17	68910-00	H	ANGLE - Extruded	1	
-18	63900-27	F	BUSHING - Spacer	1	
	63900-123	G	BUSHING - Spacer	1	
-19	554 896		CLAMP - Hose (H1-1200)	4	
-20	554 837	T	CLAMP - Hose (H2-0000)	2	32-7640001 and up
	554 896	B	CLAMP - Hose (SAE TY A-1 1/2)	2	
-21	554 890	F	CLAMP - Cable (MS122901)	2	
	454 887	G	CLAMP - Cable (A4886S-3-1)	2	
-22	454 993		CLAMP - Hose (H3-1160)	4	
-23	63900-124	K	BUSHING - Spacer	1	
-24	415 449	W	SCREW - (AN526-832R-8)	1	
	404 910	W	NUT - (MS20365-832C)	1	
-25	416 997	W	SCREW - (AN526-1032R12)	1	
	404 835	W	NUT - (MS20364-1032C)	1	
	404 887	W	NUT - (MS20365-1032C)	1	

When ordering, always specify Part Number, Description and Serial Number of Aircraft

PIPER PARTS CATALOG

Figure and Index Number	Part Number	Code	NOMENCLATURE	No. Req.	SERIAL NUMBERS AFFECTED
38-26	415 449	W	SCREW - (AN526-832R-8)	4	
	404 563	W	WASHER - (AN960-8)	4	
	404 910	W	NUT - (MS20365-832C)	4	
-27	68904-00		BOLT - Control cable, defroster	1	
	404 836	W	NUT - (MS20364-428C)	1	
	404 888	W	NUT - (MS20365-428C)	1	
	407 565	W	WASHER - (AN960-416)	1	
-28	416 995	W	SCREW - (AN526-1032R8)	1	
	404 835	W	NUT - (MS20364-1032C)	1	
	404 887	W	NUT - (MS20365-1032C)	1	
-29	415 150	W	SCREW - (AN526-632R10)	4	
	404 562	W	WASHER - (AN960-6)	4	
	404 909	W	NUT - (MS20365-632C)	4	
-30	406 427		NUT - (C-13900-014-1)	2	
-31	68923-00		DUCT ASSEMBLY - Cabin heat, left	1	
	68923-01		DUCT ASSEMBLY - Cabin heat, right	1	
-32	68923-02		* DUCT - Cabin heat, left	1	
	68923-03		* DUCT - Cabin heat, right	1	
-33	68923-04		* DUCT - Cabin heat, left	1	
	68923-05		* DUCT - Cabin heat, right	1	
-34	68923-06		* DUCT - Cabin heat, left	1	
	68923-07		* DUCT - Cabin heat, right	1	
-35	487 560	W	* STUD - (XX 10362-12)	13	
-36	68922-00		DUCT ASSEMBLY - Cabin heat	2	
-37	68919-00		BOX ASSEMBLY - Cabin heat	1	
-38	68916-00		BOX ASSEMBLY - Cabin heat	1	
-39	69817-00	L	LINK - Cabin heat box	1	
	36558-08	U	LINK ASSEMBLY - Cabin heat box	1	
-40	36558-02	B	LINK - Cabin heat box	1	32-7940152 and up
-41	36558-05	B	LINK - Cabin heat box	1	32-7940152 and up
-42	68918-00		LINK - Cabin heat box	1	
-43	68920-00	M	TUBE ASSEMBLY - Cabin heat	2	
	69285-00	N	TUBE - Cabin heat	2	
-44	63902-15	F	CONTROL ASSEMBLY - Cabin heat	1	
	554 050	G	CABLE ASSEMBLY - Control, cabin heat (PS50146-4-7)	1	
-45	63914-04	F	* KNOB - Cabin heat	1	
-46	63633-19		HOSE - Air duct	2	
-47	70371-02	W	FITTING - Cable attachment	1	
-47a	70371-03	W	STUD - Cable attachment	1	
-48	800222-67	F	SPACER - Cable attachment	1	
-49	22105-03	W	GASKET - Control cable, heat	1	
-50	66789-00		PLATE - Control cable, heat	2	
-51	68770-14		GROMMET - Control cable, heat	2	
-52	434 126	W	GROMMET - (AN931-3-5)	1	
-53	454 994		CLAMP - (H-2-1160)	4	
-54	554 827		CLAMP - (MS21919H34)	4	
-55	419 590		SCREW - (AN530-8R6)	48	
-56	417 695	W	SCREW - (AN526-C1032-R10)	4	
	404 263		NUT - (AN315D3R)	4	
	404 887	W	NUT - (MS20365-1032C)	4	
-57	415 737	W	SCREW - (AN515-6R6)	2	
	404 909	W	NUT - (MS20365-632C)	2	

When ordering, always specify Part Number, Description and Serial Number of Aircraft

PIPER PARTS CATALOG

Figure and Index Number	Part Number	Code	NOMENCLATURE	No. Req.	SERIAL NUMBERS AFFECTED
38-58	417 775	F,W	SCREW - (AN520-10R8)	2	
	415 754	G,W	SCREW - (AN515-8R8)	2	
	404 835	F,W	NUT - (MS20364-1032C)	2	
	404 910	G,W	NUT - (MS20365-832C)	2	
-59	417 771		SCREW - (AN520-10R4)	18	
-60	415 448	W	SCREW - (AN526-8R5)	10	
-61	415 736		SCREW - (AN515-6R5)	1	
	404 909	W	NUT - (MS20365-632C)	1	
-62	415 148	W	SCREW - (AN526-6R6)	4	
-63	68933-00		DEFLECTOR ASSEMBLY	4	
-64	68928-00		DEFLECTOR ASSEMBLY	2	
-65	68929-00		* LOUVER ASSEMBLY - Deflector	1	
-66	21156-00	W	* PLATE - Deflector	1	
-67	414 379		SCREW - (440 x 1/2 L)	6	
	404 908	W	NUT - (MS20365-440C)	6	
-68	69207-00	P	SILENCER ASSEMBLY - Defroster	1	
-69	63633-54	P	* HOSE - Defroster silencer	2	
-70	554 896	P	* CLAMP - (H1-1200)	2	
-71	69206-00	P	* FILLER - Defroster	1	
-72	66857-00	K	CONTROL ASSEMBLY - Heat and defroster	1	
	79863-03	O	CONTROL ASSEMBLY - Heat and defroster	1	
-73	22287-00	Q,W	KNOB ASSEMBLY - Heat and defroster	2	
	66980-00	R	KNOB ASSEMBLY - Heat and defroster	2	
-74	81342-18		WASHER - Cable attachment	1	
	404 392	W	NUT - (AN320-3)	1	
	424 051	W	COTTER PIN - (MS24665-132)	1	
-75	38158-00	B	DUCT ASSEMBLY - Defroster take-off	1	32-7654001 and up
-76	554 926	B,W	CLAMP - (SAE TY F-44)	1	32-7654001 and up
-77	38204-03	B	SEAL - Cabin heat box	1	32-7840202 and up
-78	68927-00		COVER - Heat duct, left	1	
	68927-01		COVER - Heat duct, right	1	
-79	68924-00		FLANGE - Cabin heat, left	1	
	68924-01		FLANGE - Cabin heat, right	1	

When ordering, always specify Part Number, Description and Serial Number of Aircraft

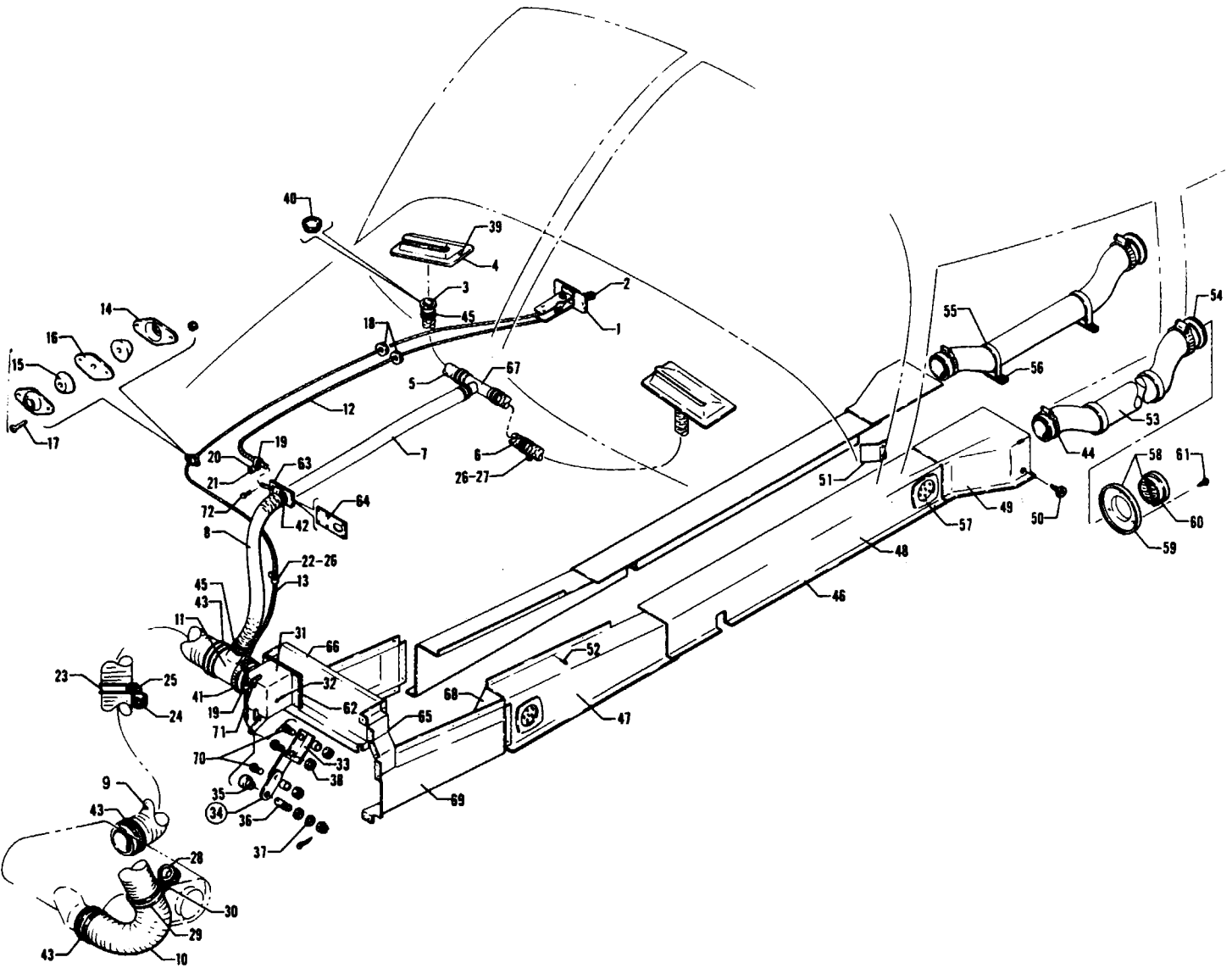


Figure 39 Cabin Heat and Defroster System

PIPER PARTS CATALOG

CODE EXPLANATIONS FOR FIGURE 39

W - These parts must be ordered from Service Spares Department, Piper Aircraft, Lock Haven, Penna.

PIPER PARTS CATALOG

Figure and Index Number	Part Number	Code	NOMENCLATURE	No. Req.	SERIAL NUMBERS AFFECTED
39-	38006		DRAWING - Cabin Heat and Defroster System Installation		
-1	79863-03		CONTROL ASSEMBLY - Heat and defroster	1	
-2	66980-00		KNOB ASSEMBLY - Heat and defroster	2	
-3	68908-00		OUTLET - Defroster air	2	
-4	65318-00		OUTLET - Defroster air	2	
-5	63633-30		HOSE - Defroster air	1	
-6	63633-156		HOSE - Defroster air	1	
-7	63633-66		HOSE - Defroster air	1	
-8	63633-157		HOSE - Defroster air	1	
-9	63633-158		HOSE - Cabin heat	1	
-10	63633-161		HOSE - Cabin heat	1	
-11	38158-00		DUCT ASSEMBLY - Defroster take-off	1	
-12	554 375		CABLE ASSEMBLY - Defroster (PS50146-4-2)	1	
-13	554 487		CABLE ASSEMBLY - Cabin heat (PS50146-4-6)	1	
-14	66789-00		PLATE - Control cable, heat	2	
-15	68770-14		GROMMET - Control cable, heat	2	
-16	22105-03	W	GASKET - Control cable, heat	1	
-17	415 535	W	SCREW - (MS35206-245)	2	
	404 910	W	NUT - (MS20365-832C)	2	
-18	434 126	W	GROMMET - (MS35489-4)	2	
-19	454 887		CLAMP - Cable (PS10017-1-3)	2	
-20	63900-19		BUSHING - Cable attachment	1	
-21	411 533		SCREW - (MS35207-264)	1	
	404 887	W	NUT - (MS20365-1032C)	1	
-22	454 928	W	CLAMP - Cable (PS10017-2-3)	1	
-23	554 859		CLAMP - (MS21919H48)	1	
-24	454 868	W	CLAMP - (PS10017-2-12)	1	
-25	411 532		SCREW - (MS35207-263)	1	
	404 887	W	NUT - (MS20365-1032C)	1	
-26	411 530		SCREW - (MS35207-261)	2	
	404 887	W	NUT - (MS20365-1032C)	2	
-27	554 885	W	CLAMP - (PS10017-2-24)	1	
-28	544 710		CLAMP - (PS10017-2-26)	1	
-29	554 859		CLAMP - (MS21919-H48)	1	
-30	486 221	W	SCREW - (MS35207-264)	1	
	404 887	W	NUT - (MS20365-1032C)	1	
	404 584	W	WASHER - (AN960-10L)	1	
-31	68919-00		BOX ASSEMBLY - Cabin heat	1	
-32	415 532		SCREW - (MS35206-242)	4	
-33	68918-00		LINK - Cabin heat box	1	
-34	36558-08		LINK ASSEMBLY - Cabin heat box	1	
-35	70371-02	W	SWIVEL - Cable attachment	1	
-36	70371-03	W	STUD - Cable attachment	1	
-37	81342-18		WASHER - Cable attachment	1	
	404 392	W	NUT - (AN320-3)	1	
	424 051	W	COTTER PIN - (MS24665-132)	1	
	407 585	W	WASHER - (AN960-416L)	1	
-38	415 518	W	SCREW - (MS35206-228)	1	
	404 909	W	NUT - (MS20365-632C)	1	
-39	415 521	W	SCREW - (MS35206-231)	4	
	404 909	W	NUT - (MS20365-632C)	4	
	404 562	W	WASHER - (AN960-6)	4	
-40	406 394		NUT - (C-13900-014-4)	2	

When ordering, always specify Part Number, Description and Serial Number of Aircraft

PIPER PARTS CATALOG

Figure and Index Number	Part Number	Code	NOMENCLATURE	No. Req.	SERIAL NUMBERS AFFECTED
39-41	554 926	W	CLAMP - (SAE TY F-44)	1	
-42	554 925	W	CLAMP - (SAE TY F-24)	2	
-43	554 772		CLAMP - (SAE TY A-3)	4	
-44	454 944	W	CLAMP - (SAE TY A-2 1/16)	4	
-45	554 896		CLAMP - (SAE TY A-1 1/2)	6	
-46	68923-00		DUCT ASSEMBLY - Cabin heat, left	1	
	68923-01		DUCT ASSEMBLY - Cabin heat, right	1	
-47	68923-02		DUCT - Cabin heat, left	1	
	68923-03		DUCT - Cabin heat, right	1	
-48	68923-04		DUCT - Cabin heat, left	1	
	68923-05		DUCT - Cabin heat, right	1	
-49	68923-06		DUCT - Cabin heat, left	1	
	68923-07		DUCT - Cabin heat, right	1	
-50	487 560	W	STUD - (XX-10362-12)	13	
-51	69098-00		PLATE - Deflector	2	
-52	419 590		SCREW - (AN530-8R6)	42	
-53	63633-36		HOSE - Air duct	2	
-54	69285-00		TUBE - Cabin heat	2	
-55	544 827		CLAMP - (MS21919H34)	4	
-56	415 380		SCREW - (MS51958-64)	4	
	404 887	W	NUT - (MS20365-1032C)	4	
	404 263		NUT - (AN315D3R)	4	
-57	68933-00		DEFLECTOR ASSEMBLY	4	
-58	68928-00		DEFLECTOR ASSEMBLY	2	
-59	21156-00	W	PLATE - Deflector	1	
-60	68929-00		LOUVER ASSEMBLY - Deflector	1	
-61	419 641		SCREW - (4 x 1/2 Type A)	6	
-62	38204-00		ADAPTER - Cabin heat	1	
-63	38145-00		VALVE ASSEMBLY - Defroster	1	
-64	38145-06		GASKET - Defroster valve	1	
-65	38147-00		DUCT ASSEMBLY - Defroster air, left	1	
	38147-01		DUCT ASSEMBLY - Defroster air, right	1	
-66	38148-00		DUCT ASSEMBLY - Defroster air	1	
-67	69556-06		TAKE-OFF ASSEMBLY - Defroster air	1	
-68	38024-00		DUCT - Air, wheel well, left	1	
	38024-01		DUCT - Air, wheel well, right	1	
-69	38025-00		DUCT ASSEMBLY - Air, wheel well, left	1	
	38025-01		DUCT ASSEMBLY - Air, wheel well, right	1	
-70	415 522	W	SCREW - (MS35206-232)	2	
	95061-141		BUSHING	2	
	404 909	W	NUT - (MS20365-632C)	2	
-71	411 535		SCREW - (MS35207-266)	1	
	63900-136		BUSHING	1	
	404 887	W	NUT - (MS20365-1032C)	1	
-72	68904-00		BOLT - Defroster valve control	1	
	407 565	W	WASHER - (AN960-416)	1	
	404 888	W	NUT - (MS20365-428C)	1	

When ordering, always specify Part Number, Description and Serial Number of Aircraft

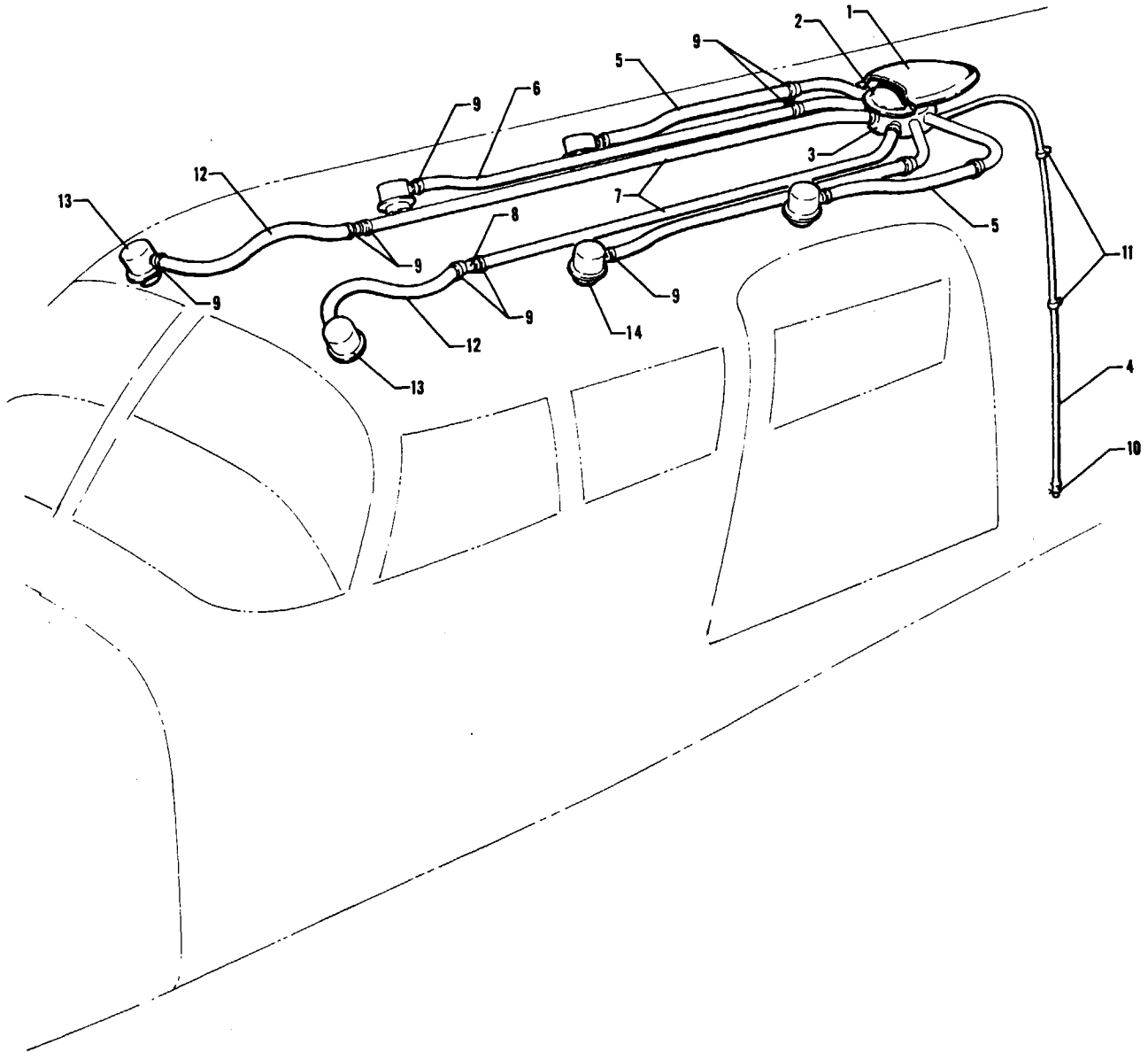


Figure 40. Cabin Overhead Air Vent Installation
(PA-32-260 - Serial Nos. 32-1 to 32-1320 inclusive)
(PA-32-300 - Serial Nos. 32-40000 to 32-41018 inclusive)

PIPER PARTS CATALOG

CODE EXPLANATIONS FOR FIGURE 40

- A - Used on PA-32-260 with serial numbers 32-1 to 32-1320 inclusive, and PA-32-300 with serial numbers 32-40000 to 32-41018 inclusive.
- B - Used on PA-32-260 with serial numbers 32-1 to 32-11, 32-15, 32-18, 32-19, 32-21, 32-22, 32-27, 32-30 to 32-55, 32-57 to 32-61 inclusive.
- C - Used on PA-32-260 with serial numbers 32-12 to 32-14, 32-16, 32-17, 32-20, 32-23 to 32-26, 32-28, 32-29, 32-56, 32-62 to 32-1320 inclusive, and PA-32-300 with serial numbers 32-40000 to 32-41018 inclusive.
- D - Optional equipment.
- W - These parts must be ordered from Service Spares Department, Piper Aircraft, Lock Haven, Penna.

PIPER PARTS CATALOG

Figure and Index Number	Part Number	Code	NOMENCLATURE	No. Req.	SERIAL NUMBERS AFFECTED
40-	68411 68205		DRAWING - Headliner Installation DRAWING - Air Scoop Installation		
-1	68207-00		SCOOP - Air	1	
-2	68206-00		SCOOP - Inner air	1	
-3	68199-00		VENT ASSEMBLY - Air	1	
-4	63904-14		HOSE - Cabin air	1	
-5	63904-15		HOSE - Cabin air	2	
-6	63904-16		HOSE - Cabin air	2	
-7	63904-17		HOSE - Cabin air	2	
-8	65165-45		TUBE - Cabin air	2	
-9	454 837		CLAMP - Hose (H78000)	16	
-10	454 983	W	CLAMP - (SAE 8, Type E)	2	
-11	454 885	W	CLIP - (A4886S-8-24A)	2	
-12	63904-18		HOSE - Ventilator	2	
-13	462 008		GASPER ASSEMBLY - Forward air vent (10-0028-3)	2	
-14	462 007		GASPER ASSEMBLY - Center and rear air vent	4	
	484 300	B,D	LIGHT AND GASPER ASSEMBLY - Center and rear air vent	4	
	484 299	C,D	LIGHT AND GASPER ASSEMBLY - Center and rear air vent	4	

When ordering, always specify Part Number, Description and Serial Number of Aircraft

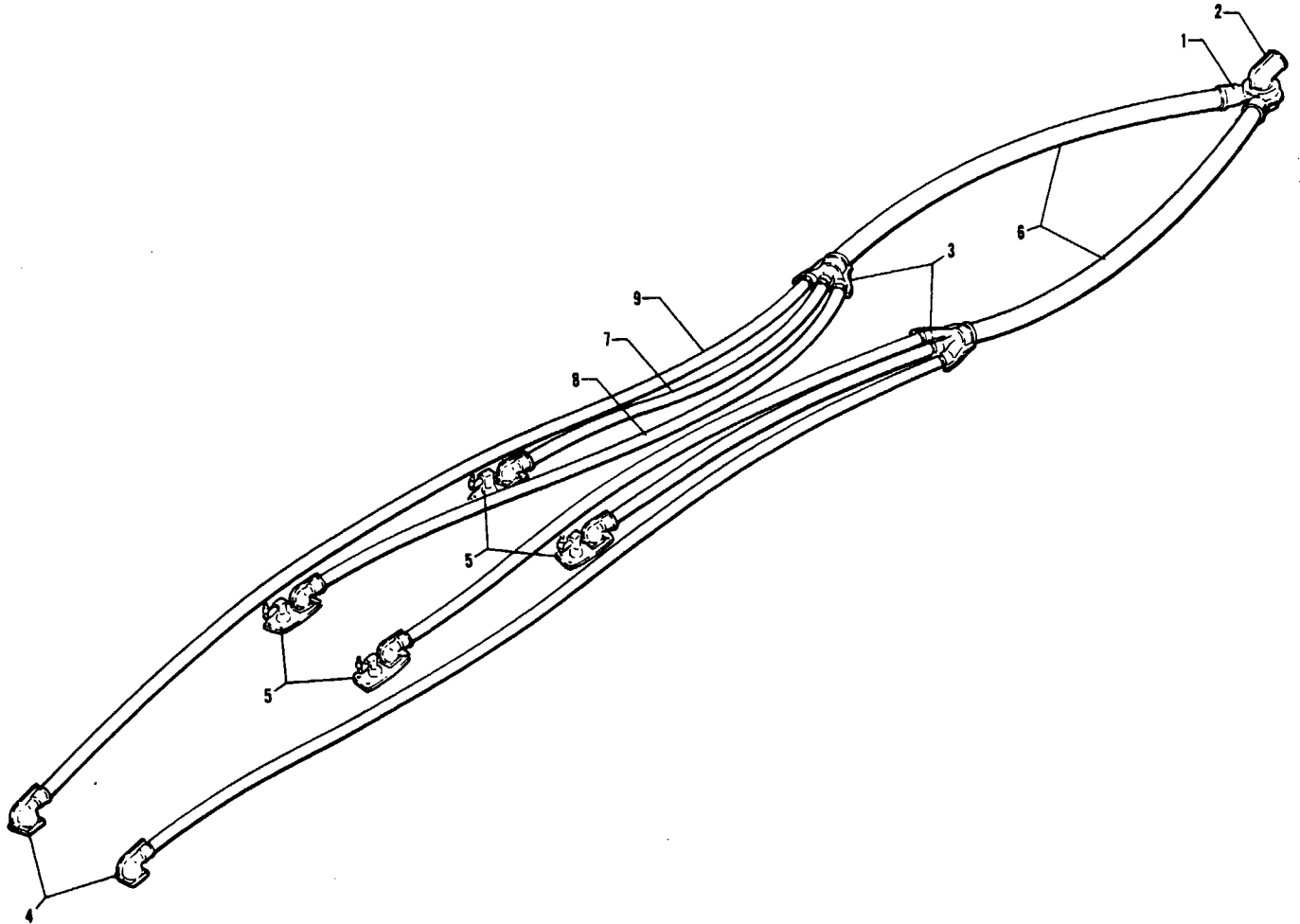


Figure 41 Cabin Overhead Air Vent Installation
(PA-32-260-Serial Nos. 32-7100001 to 32-7300076 inclusive)
(PA-32-300-Serial Nos. 32-7140001 to 32-7340201 inclusive)

PIPER PARTS CATALOG

CODE EXPLANATIONS FOR FIGURE 41

A - Used on PA-32-260 with serial numbers 32-7100001 to 32-7300076 inclusive, and PA-32-300 with serial numbers 32-7140001 to 32-7340201 inclusive.

PIPER PARTS CATALOG

Figure and Index Number	Part Number	Code	NOMENCLATURE	No. Req.	SERIAL NUMBERS AFFECTED
41-	69450		DRAWING - Headliner Installation		
-1	66962-00		BOX ASSEMBLY - Air vent	1	
-2	66978-00		TUBE ASSEMBLY - Air vent	1	
-3	69296-00		DIFUSER ASSEMBLY - Air vent	2	
-4	69449-00		GASPER ASSEMBLY - Front air vent	2	
-5	69446-00		GASPER ASSEMBLY - Center and rear air vent	4	
-6	69445-00		LIGHT AND GASPER ASSEMBLY - Center and rear air vent	4	
-7	63904-48		HOSE - Air vent	2	
-8	63904-46		HOSE - Air vent	2	
-9	63904-47		HOSE - Air vent	2	
-9	63904-48		HOSE - Air vent	2	

When ordering, always specify Part Number, Description and Serial Number of Aircraft

1K23 THRU 1K24
INTENTIONALLY LEFT BLANK

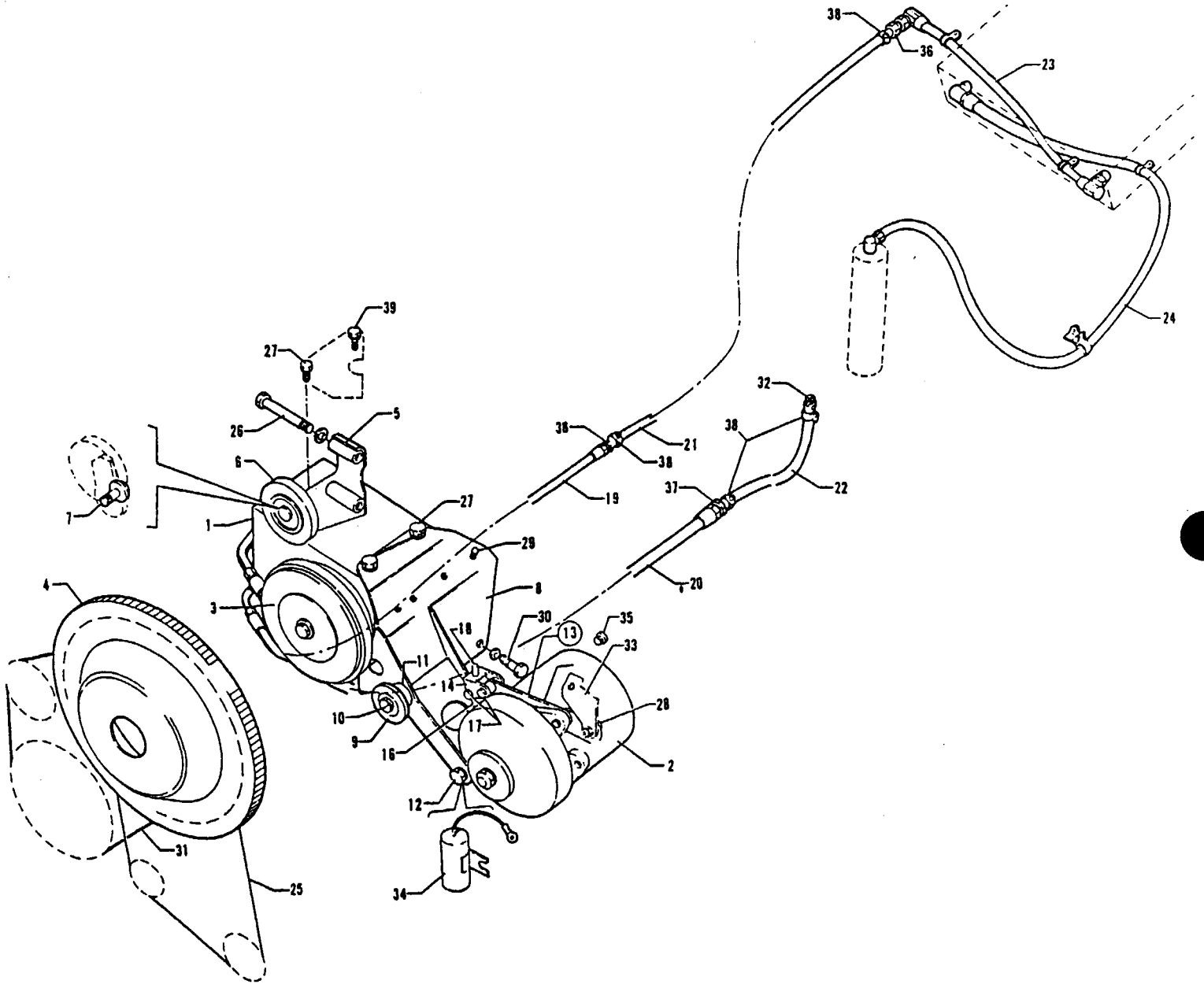


Figure 42. Air Conditioning Compressor, Refrigerant Lines and Alternator Installation
 (PA-32-300 - Serial Nos. 32-40853, 32-7240056 and up)
 (PA-32R-300 - Serial Nos. 32R-7680001 and up)

PIPER PARTS CATALOG

CODE EXPLANATIONS FOR FIGURE 42

- A - Used on PA-32-300 with serial numbers 32-40853, 32-7240056 and up, and PA-32R-300 with serial numbers 32R-7680001 and up
- B - Used on PA-32-300 with serial numbers 32-7640055 and up, and PA-32R-300 with serial numbers 32R-7680055 and up
- C - Used on PA-32-300 with serial numbers 32-40853, 32-7240056 to 32-7640054 inclusive, and PA-32R-300 with serial numbers 32R-7680001 to 32R-7680054 inclusive
- D - See Figure 108 for component parts
- E - Used on PA-32-300 only
- F - Used on PA-32-300 with serial nos 32-40853, 32-7240056 to 32-7940046 incl , and PA-32R-300 with serial nos 32R-7680001 and up
If original one piece twisted brace has been replaced with a three piece bracket assembly, order individual parts listed for PA-32-300 with serial nos 32-7940047 and up as desired
- W - These parts must be ordered from Service Spares Department, Piper Aircraft, Lock Haven, Penna

PIPER PARTS CATALOG

Figure and Index Number	Part Number	Code	NOMENCLATURE	No. Req.	SERIAL NUMBERS AFFECTED
42-	99109		DRAWING - Air Conditioning Compressor and Alternator Installation		32-7240056 and up
	99291		DRAWING - Air Conditioning Refrigerant Lines Installation		
-1	555 412		COMPRESSOR ASSEMBLY - (F209-16764)	1	
-2	551 983	D	ALTERNATOR ASSEMBLY - Prestolite (ALY-6422)	1	
-3	554 761		CLUTCH ASSEMBLY - (10616)	1	
-4	462 112		RING GEAR ASSEMBLY - (LW11573)	1	
-5	99763-00		BRACKET ASSEMBLY - Compressor, upper	1	
-6	99080-00		* IDLER PULLEY ASSEMBLY - Compressor drive	1	
-7	400 616		* BOLT - (AN8H-7A)	1	
	407 569	W	* WASHER - (AN960-816)	1	
	62833-83		* WASHER	3	
-8	79584-08		BRACKET ASSEMBLY - Compressor, lower	1	
-9	99072-00		* PULLEY ASSEMBLY - Alternator drive	1	
-10	553 230		* BOLT - (NAS2906-20)	1	
	62833-82		* WASHER - Alternator pulley	2	
	79558-02		* NUT - Alternator pulley	1	
-11	95061-151		* BUSHING - Alternator idler pulley	1	
-12	401 394	W	* BOLT - (AN6-13A)	2	
	407 567	W	* WASHER - (AN960-616)	2	
	404 890	W	* NUT - (MS20365-624C)	2	
-13	79886-11	F	BRACKET ASSEMBLY COMPLETE - Alternator support	1	
-14	79886-03	E	* CHANNEL ASSEMBLY - Alternator support	1	32-7940047 and up
-15	79886-04	E	* ARM ASSEMBLY - Alternator support	1	32-7940047 and up
-16	79886-07	E	* ARM ASSEMBLY - Alternator support	1	32-7940047 and up
-17	400 009	E,W	* BOLT - (AN4-14A)	2	32-7940047 and up
	407 585	E,W	* WASHER - (AN960-416L)	2	32-7940047 and up
	404 888	E,W	* NUT - (MS20365-428C)	2	32-7940047 and up
-18	486 126	E	* BOLT - (MS16997-81)	1	32-7940047 and up
-19	99592-08		HOSE ASSEMBLY - Discharge	1	
-20	99592-09		HOSE ASSEMBLY - Suction	1	
-21	63904-67	C	HOSE ASSEMBLY - Discharge	1	
	63904-92	B	HOSE ASSEMBLY - Discharge	1	
-22	63904-68		HOSE ASSEMBLY - Suction	1	
-23	755 272	C	HOSE ASSEMBLY - Discharge	1	
	565 576	B	HOSE ASSEMBLY - Discharge	1	
-24	565 441	C	HOSE ASSEMBLY - Receiver dehydrator to condenser	1	
	565 578	B	HOSE ASSEMBLY - Receiver dehydrator to condenser	1	
-25	452 572		BELT - (PS10069-1-1)	1	
-26	401 461		BOLT - (AN6H22A)	2	
	407 567	W	WASHER - (AN960-616)	4	
	407 587	W	WASHER - (AN960-616L)	2	
	407 597	W	WASHER - (AN960-D616L)	2	
-27	401 986		BOLT - (MS20074-06-06)	3	
	407 587	W	WASHER - (AN960-616L)	3	
-28	401 971		BOLT - (MS20074-05-06)	1	
	407 566	W	WASHER - (AN960-516)	1	
-29	401 970		BOLT - (MS20074-05-06)	4	
	407 586	W	WASHER - (AN960-516L)	4	
-30	401 988		BOLT - (MS20074-06-11)	2	
	407 587	W	WASHER - (AN960-616L)	2	
-31	452 573		BELT - (PS10069-1-2)	1	
-32	451 906		ADAPTER - (PS10022-6-4)	1	
-33	99580-00		CLIP ASSEMBLY - Left front baffle	1	

When ordering, always specify Part Number, Description and Serial Number of Aircraft

PIPER PARTS CATALOG

Figure and Index Number	Part Number	Code	NOMENCLATURE	No. Req.	SERIAL NUMBERS AFFECTED
42-34	63897-03		CAPACITOR ASSEMBLY	1	
-35	486 457	E	SEAL - (53-8543-0013)	1	32-7940001 and up
-36	451 907		ADAPTER - (PS10022-6-13)	2	
-37	451 908		ADAPTER - (PS10022-6-14)	1	
-38	554 678		CLAMP - (H-6)	4	
-39	401 987		BOLT - (MS20074-06-08)	1	
	407 587	W	WASHER - (AN960-616L)	1	

When ordering, always specify Part Number, Description and Serial Number of Aircraft

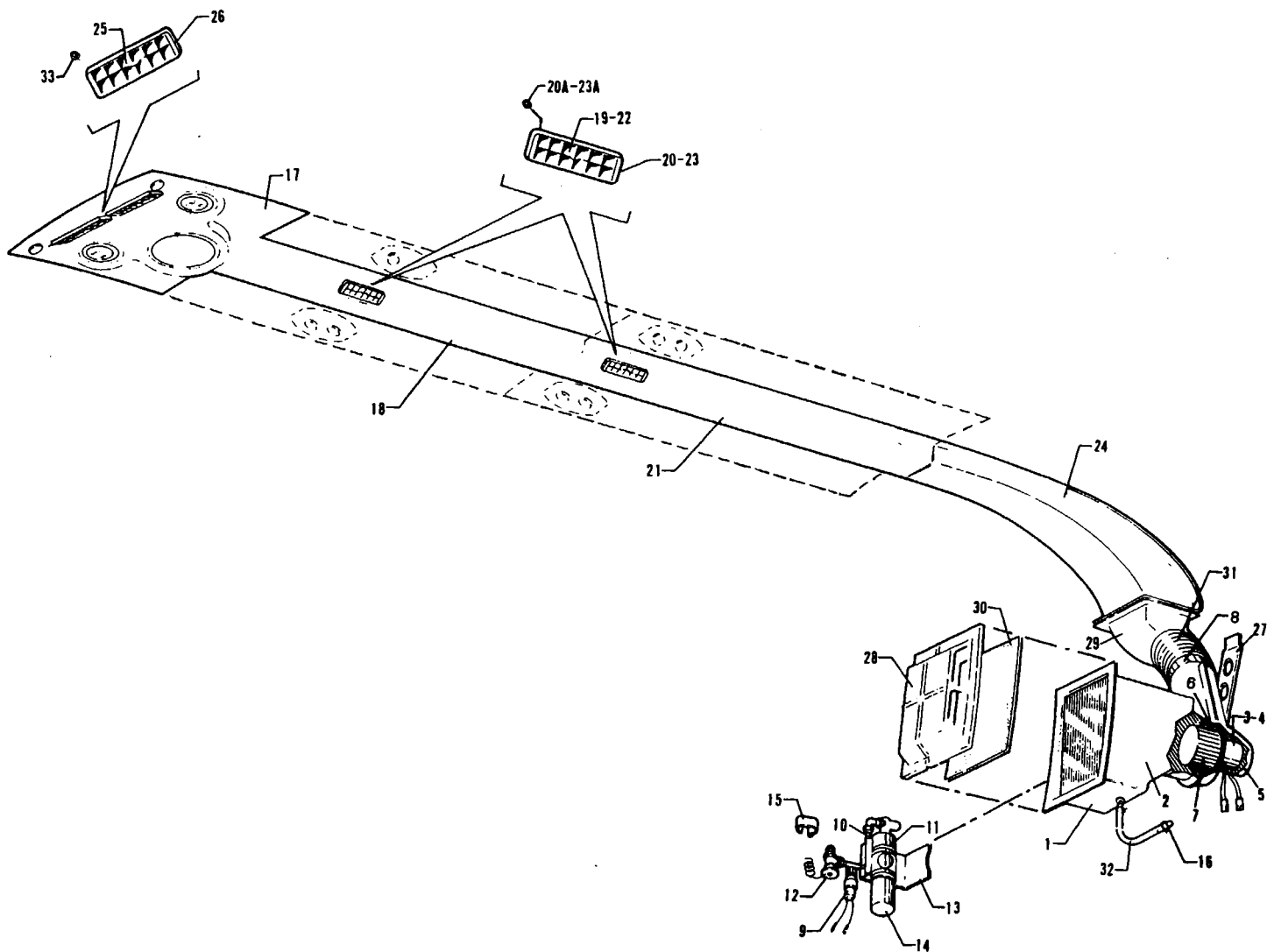


Figure 43 Air Conditioning Duct and Evaporator Installation
 (PA-32-300 - Serial Nos 32-40853, 32-7240056 and up)
 (PA-32R-300- Serial Nos 32R-7680001 and up)

REVISED: APRIL 1980

PIPER PARTS CATALOG

CODE EXPLANATIONS FOR FIGURE 43

- A - Used on PA-32-300 with serial numbers 32-40853, 32-7240056 and up, and PA-32R-300 with serial numbers 32R-7680001 and up
- B - Used on PA-32-300 with serial numbers 32-7640030 to 32-7940180 incl , PA-32R-300 with serial numbers 32R-7680014 and up
- C - Used on PA-32-300 with serial numbers 32-7440001 to 32-7640142 inclusive, and PA-32R-300 with serial numbers 32R-7680001 to 32R-7680538 inclusive
- D - Used on PA-32-300 with serial numbers 32-7740001 to 32-7940180 incl , and PA-32R-300 with serial numbers 32R-7780001 and up
- E - Used on PA-32-300 with serial numbers 32-7440001 to 32-7940180 incl , and PA-32R-300 with serial numbers 32R-7680001 and up
- F - Used on PA-32-300 with serial numbers 32-40853, 32-7240056 to 32-7740086 inclusive, and PA-32R-300 with serial numbers 32R-7680001 to 32R-7780441 inclusive
- G - Used on PA-32-300 with serial numbers 32-7740087 and up, and PA-32R-300 with serial numbers 32R-7780442 and up
- H - Used on PA-32-300 with serial numbers 32-7740087 and up, and PA-32R-300 with serial numbers 32R-7780442 and up Also used on PA-32-300 with serial numbers 32-40853, 32-7240056 to 32-7740086 inclusive, and PA-32R-300 with serial numbers 32R-7680001 to 32R-7780441 inclusive if Blower Assembly Kit 761 150 has previously been installed
- J - Used on PA-32-300 with serial numbers 32-7440001 to 32-7640029 inclusive, and PA-32R-300 with serial numbers 32R-7680001 to 32R-7680013 inclusive
- K - Used on PA-32-300 with serial nos 32-7440001 to 32-7940180 incl , and PA-32R-300
- L - Used on PA-32-300 only
- M - Used on PA-32-300 with serial nos 32-7240056 to 32-7940180 incl , and PA-32R-300 If interconnect duct assembly and aft cabin bulkhead duct are bonded (not riveted) to aft cabin bulkhead, order part listed for PA-32-300 with serial nos 32-7940181 and up
- W - These parts must be ordered from Service Spares Department, Piper Aircraft, Lock Haven, Penna

PIPER PARTS CATALOG

Figure and Index Number	Part Number	Code	NOMENCLATURE	No. Req.	SERIAL NUMBERS AFFECTED
43-	69604		DRAWING - Air Conditioning Duct Installation		32-7240056 to 32-7340201 incl
	69744	K	DRAWING - Air Conditioning Duct Installation		
	69988	L	DRAWING - Air Conditioning Duct Installation		32-7940181 and up
	99292	K	DRAWING - Evaporator Bulkhead Assembly		
	79841	L	DRAWING - Evaporator Bulkhead Assembly		32-7940181 and up
-1	99640-00		EVAPORATOR ASSEMBLY - Air conditioning	1	
-2	99640-03		* EVAPORATOR AND HOUSING ASSEMBLY - Air conditioning	1	
-3	761 150	F	* BLOWER ASSEMBLY KIT - Evaporator	1	
	99642-03	G	* BLOWER ASSEMBLY - Evaporator	1	
-4	475 210	H	* * MOTOR ASSEMBLY - Evaporator blower (UN-YY1S062)	1	
-5	37997-02		* * COVER - Evaporator blower	1	
-6	99641-00		* * PLATE ASSEMBLY - Motor mounting	1	
-7	452 935		* BLOWER - (AE424-316-1)	1	
-8	99633-00		* DUCT - Hose connect	1	
-9	99646-02		* SWITCH ASSEMBLY - Pressure	1	
-10	589 688		* LINE ASSEMBLY - Evaporator inlet (37245-6-6S)	1	
-11	554 926	W	* CLAMP - (SAE TY F-44)	2	
-12	99648-00		* VALVE ASSEMBLY - Evaporator expansion	1	
-13	99650-00		* BRACKET - Receiver dehydrator	1	
-14	456 615		* RECEIVER DEHYDRATOR - (1106)	1	
-15	99661-00		* CLAMP - Bulb, expansion valve	1	
-16	554 678		CLAMP - (PS10017-23-6)	2	
-17	69605-00		PANEL ASSEMBLY - Cabin light and air conditioning	1	32-7240056 to 32-7340201 incl
	69746-00		PANEL ASSEMBLY - Cabin light and air conditioning	1	
	69746-13	B	PANEL ASSEMBLY - Cabin light and air conditioning (with speaker hole)	1	
	69746-15	D	PANEL ASSEMBLY - Cabin light and air conditioning (without speaker hole)	1	
	69989-03		PANEL ASSEMBLY - Cabin light and air conditioning (with speaker hole)	1	
	69989-02		PANEL ASSEMBLY - Cabin light and air conditioning (without speaker hole)	1	
-18	69618-00	L	DUCT ASSEMBLY - Air conditioner, front	1	32-7240056 to 32-7340201 incl
	69750-00	E	DUCT ASSEMBLY - Air conditioner, front	1	
	69990-02	L	DUCT ASSEMBLY - Air conditioner, front	1	32-7940181 and up
-19	473 187		* LOUVER - (241037)	2	
-20	461 386		* FRAME - (241040)	2	
-20a	406 424		* NUT - (C2733-040-1)	8	
-21	69619-00	L	DUCT ASSEMBLY - Air conditioner, center	1	32-7240056 to 32-7340201 incl
	69619-02	C	DUCT ASSEMBLY - Air conditioner, center	1	
	69619-03	D	DUCT ASSEMBLY - Air conditioner, center	1	
	69991-02	L	DUCT ASSEMBLY - Air conditioner, center	1	32-7940181 and up
-22	473 187		* LOUVER - (241037)	2	
-23	461 386		* FRAME - (241040)	2	
-23a	406 424		* NUT - (C2733-040-1)	8	
-24	99507-00	M	DUCT ASSEMBLY - Aft cabin bulkhead	1	
	79839-03	L	DUCT ASSEMBLY - Aft cabin bulkhead	1	32-7940181 and up
-25	473 187		LOUVER - (136-1M)	2	
-26	461 386		FRAME - (173-M)	2	
-27	99539-00		SUPPORT ASSEMBLY - Evaporator box	1	
-28	99550-02		COVER - Evaporator filter	1	
-29	99634-00	M	DUCT ASSEMBLY - Interconnect	1	
	79840-04	L	DUCT ASSEMBLY - Interconnect	1	32-7940181 and up
-30	99644-00		FILTER - Evaporator	1	
-31	63633-100		HOSE - Air conditioning	1	
-32	63913-199		HOSE - Evaporator drain	1	
-33	406 424		NUT - (C2733-040-1)	8	

When ordering, always specify Part Number, Description and Serial Number of Aircraft

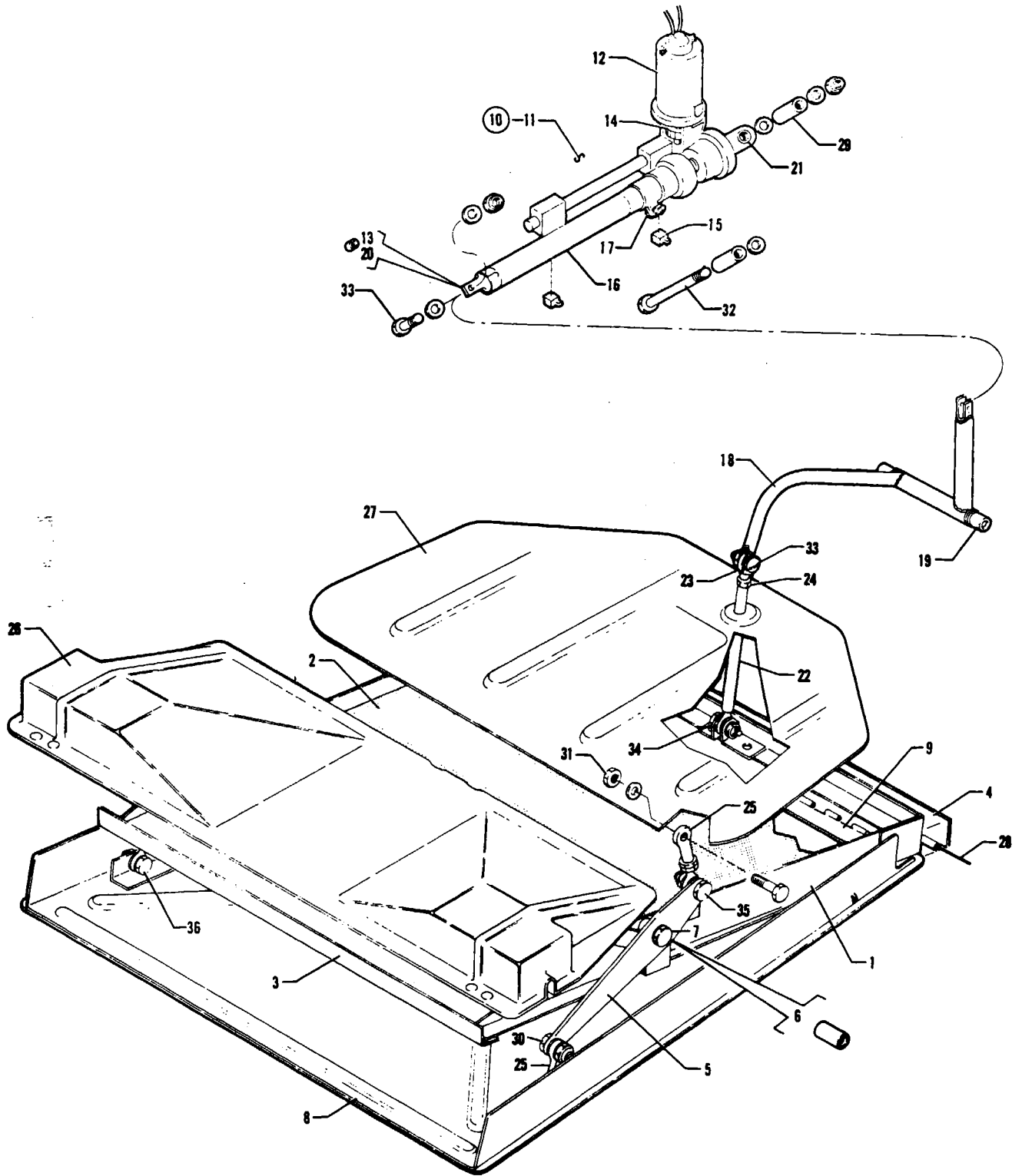


Figure 44. Air Conditioning Condenser Installation
 (PA-32-300 - Serial Nos. 32-40853, 32-7240056 and up)
 (PA-32R-300 - Serial Nos. 32R-7680001 and up)

PIPER PARTS CATALOG

CODE EXPLANATIONS FOR FIGURE 44

- A - Used on PA-32-300 with serial numbers 32-40853, 32-7240056 and up, and PA-32R-300 with serial numbers 32R-7680001 and up
- B - Used if existing transmission does not include a switch mounting rod with two limit switches
- C - Used on PA-32-300 with serial numbers 32-40853, 32-7240056 to 32-7240080 inclusive if existing transmission includes a switch mounting rod with two limit switches
- D - Used on PA-32-300 with serial numbers 32-40853, 32-7240056 to 32-7640054 inclusive, and PA-32R-300 with serial numbers 32R-7680001 to 32R-7680054 inclusive
- E - Used on PA-32-300 with serial numbers 32-7640055 and up, and PA-32R-300 with serial numbers 32R-7680055 and up
- W - These parts must be ordered from Service Spares Department, Piper Aircraft, Lock Haven, Penna

PIPER PARTS CATALOG

Figure and Index Number	Part Number	Code	NOMENCLATURE	No Req	SERIAL NUMBERS AFFECTED
44-	99288	B	DRAWING - Air Conditioning Condenser Installation		32-7240056 to 32-7240080 incl
	99855	C	DRAWING - Air Conditioning Condenser Installation		32-7240081 and up
-1	99387-00		CONDENSER ASSEMBLY - Air conditioning (complete)	1	
-2	555 457		* CONDENSER - (1E-1415C)	1	
-3	99263-00		* HINGE ASSEMBLY - Condenser duct	1	
-4	99275-02		* HINGE - Half	1	
-5	99495-00		* BELLCRANK ASSEMBLY - Condenser door mechanism	2	
-6	65003-56		* BUSHING	2	
-7	401 273	W	* BOLT - (AN3-14A)	2	
	407 584	W	* WASHER - (AN960-10L)	4	
	404 887	W	* NUT - (MS20365-1032C)	2	
-8	99271-00		DOOR ASSEMBLY - Louver	1	
-9	99275-02		* HINGE - Half	1	
-10	760 706	B	KIT - Transmission replacement	1	32-7240056 to 32-7240080 incl
-11	99854-00	C	* TRANSMISSION ASSEMBLY - Condenser door actuating (complete)	1	32-7240081 and up
-12	761 519	C	* * MOTOR ASSEMBLY - Transmission (C145-200)	1	32-7240081 and up
-13	452 571	C	* * BEARING - (AA225-1)	1	32-7240081 and up
-14	753 085	C	* * UNIVERSAL ASSEMBLY - (B100-06)	1	32-7240081 and up
-15	757 718	C	* * SWITCH - Limit (V3L-3-D9)	2	32-7240081 and up
-16	99853-00	C	* * TUBE ASSEMBLY - Actuator	1	32-7240081 and up
-17	554 714	C	* * CLAMP - (AN741-8P)	1	32-7240081 and up
-18	99867-00		* BELLCRANK ASSEMBLY - Condenser	1	
-19	452 570		* * BUSHING - Bronze (FF565-2)	2	
-20	452 558	B	BEARING - Rod end (PS10020-5-1R)	1	32-7240056 to 32-7240080 incl
-21	452 561		BEARING - (AA304-20)	1	
-22	99557-00		ROD ASSEMBLY - Condenser push	1	
-23	452 558		* BEARING - Rod end (PS10020-5-1R)	2	
-24	400 224	W	* NUT - (AN315-3R)	1	
-25	99561-00		BEARING ASSEMBLY - Condenser door actuating	4	
-26	99572-00	D	COVER ASSEMBLY - Forward	1	
	99672-04	E	COVER ASSEMBLY - Forward	1	
-27	99569-00		COVER ASSEMBLY - Aft	1	
-28	99275-04		PIN - Hinge	1	
-29	65165-87		TUBE	2	
-30	400 861		BOLT - (AN23-13A)	2	
	407 564	W	WASHER - (AN960-10)	2	
	62833-101		WASHER - (56 O D)	2	
	404 887	W	NUT - (MS20365-1032C)	2	
-31	400 441	W	BOLT - (AN3-7A)	2	
	407 564	W	WASHER - (AN960-10)	6	
	404 887	W	NUT - (MS20365-1032C)	2	
-32	401 334	W	BOLT - (AN4-36A)	1	
	407 565	W	WASHER - (AN960-416)	3	
	404 888	W	NUT - (MS20365-428C)	1	
-33	400 861		BOLT - (AN23-13A)	2	
	407 564	W	WASHER - (AN960-10)	2	
	404 887	W	NUT - (MS20365-1032C)	2	
-34	401 269	W	BOLT - (AN3-10A)	1	
	407 564	W	WASHER - (AN960-10)	3	
	404 887	W	NUT - (MS20365-1032C)	1	
-35	400 440	W	BOLT - (AN3-6A)	2	
	407 564	W	WASHER - (AN960-10)	4	
	404 835	W	NUT - (MS20364-1032C)	2	

When ordering, always specify Part Number, Description and Serial Number of Aircraft

PIPER PARTS CATALOG

Figure and Index Number	Part Number	Code	NOMENCLATURE	No. Req.	SERIAL NUMBERS AFFECTED
44-36	400 861		BOLT - (AN23-13A)	2	
	407 564	W	WASHER - (AN960-10)	4	
	62833-101		WASHER - (.56 O.D.)	2	
	404 887	W	NUT - (MS20365-1032C)	2	

When ordering, always specify Part Number, Description and Serial Number of Aircraft

PIPER PARTS CATALOG

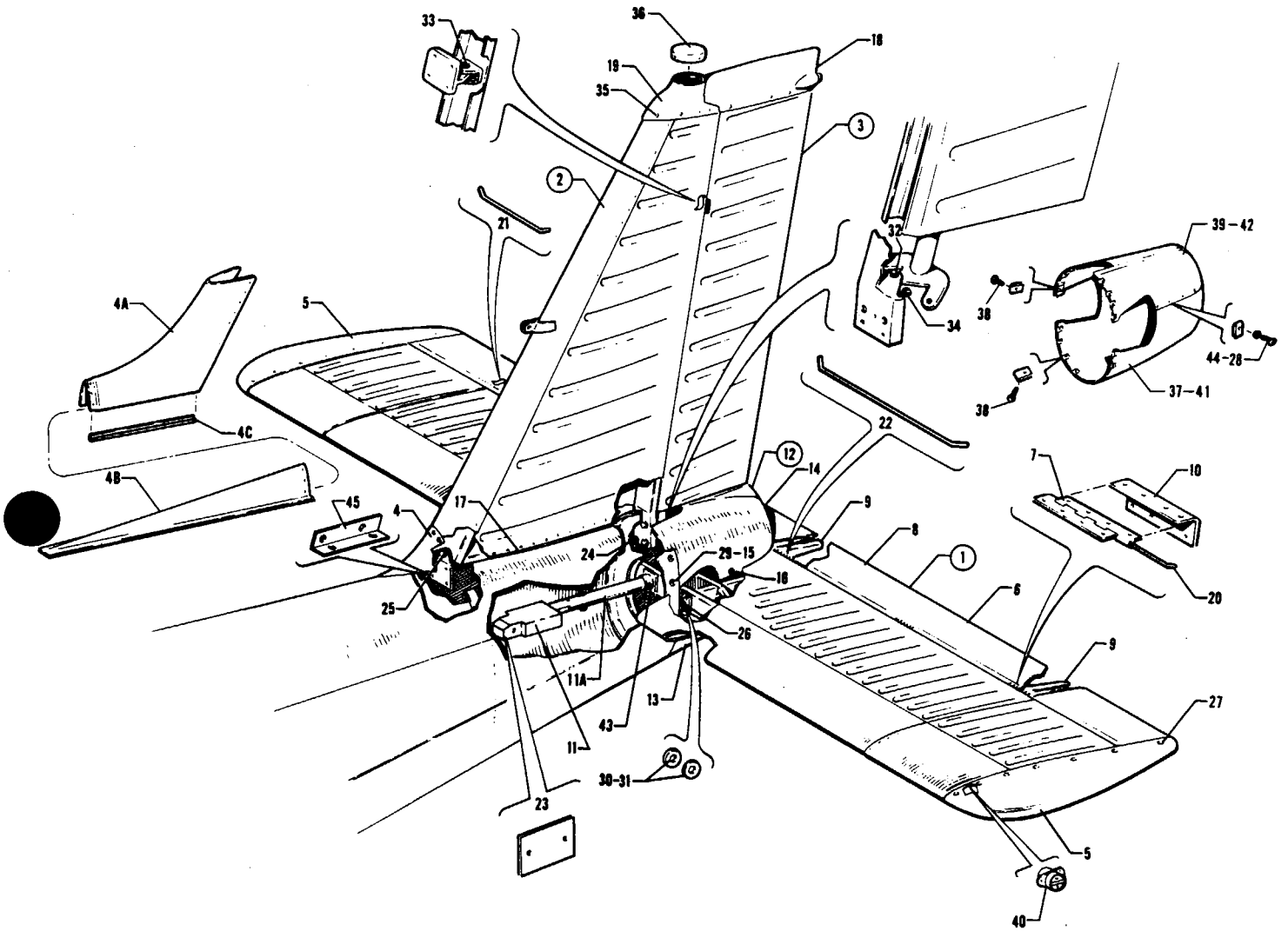


Figure 45 Tail Surfaces Installation

REVISED APRIL 1980

1L12

PA-32-260
PA-32-300
PA-32R-300

PIPER PARTS CATALOG

CODE EXPLANATIONS FOR FIGURE 45

- A - See Figure 46 for component parts.
- B - See Figure 47 for component parts.
- C - Used on PA-32-260 with serial numbers 32-1 to 32-450 inclusive, and 32-501 to 32-534 inclusive.
- D - Used on PA-32-260 with serial numbers 32-1 to 32-1320 inclusive, and PA-32-300 with serial numbers 32-40000 to 41018 inclusive.
- E - Used on PA-32-260 with serial numbers 32-7100001 to 32-7300076 inclusive, and PA-32-300 with serial numbers 32-7140001 to 32-7340201 inclusive.
- F - Used on PA-32-260 with serial numbers 32-1 to 32-7100038 inclusive, and PA-32-300 with serial numbers 32-40000 to 32-7140086 inclusive.
- G - Used on PA-32-260 with serial numbers 32-7200001 and up, PA-32-300 with serial numbers 32-7240001 and up, and PA-32R-300.
- H - Used on PA-32-260 with serial numbers 32-7400001 and up, PA-32-300 with serial numbers 32-7440001 and up, and PA-32R-300.
- J - Used on PA-32-260 and PA-32-300 only.
- K - Used on PA-32R-300 only.
- L - Used on PA-32-260 with serial numbers 32-451 to 32-500 inclusive, and 32-535 to 32-1171 inclusive, and PA-32-300 with serial numbers 32-40000 to 32-40728 inclusive.
- M - Used on PA-32-260 with serial numbers 32-7200001 to 32-7200028 inclusive, and PA-32-300 with serial numbers 32-7240001 to 32-7240095 inclusive.
- N - Used on PA-32-260 with serial numbers 32-1251 and up, and PA-32-300 with serial numbers 32-40851 and up.
- O - Used on PA-32-260 with serial numbers 32-7200029 and up, and PA-32-300 with serial numbers 32-7240096 and up.
- P - Used when rotating beacon is not installed.
- Q - Used on PA-32-260 with serial numbers 32-1172 and up, PA-32-300 with serial numbers 32-40729 and up, and PA-32R-300.
- R - Used on PA-32-260 with serial numbers 32-1 to 32-7700023 inclusive, PA-32-300 with serial numbers 32-40000 to 32-7840025 inclusive, and PA-32R-300 with serial numbers 32R-7680001 to 32R-7880031 inclusive.
- S - Used on PA-32-260 with serial numbers 32-7800001 and up, PA-32-300 with serial numbers 32-7840026 and up, and PA-32R-300 with serial numbers 32R-7880032 and up.
- W - These parts must be ordered from Service Spares Department, Piper Aircraft, Lock Haven, Penna.

PIPER PARTS CATALOG

Figure and Index Number	Part Number	Code	NOMENCLATURE	No. Req.	SERIAL NUMBERS AFFECTED
45-	68425		DRAWING - Tail Surfaces Installation		
-1	68426-00	A,J	STABILATOR ASSEMBLY	1	
	68426-02	A,K	STABILATOR ASSEMBLY	1	
-2	63500-08	B,D	FIN ASSEMBLY	1	
	66975-00	B,E	FIN ASSEMBLY	1	
	66975-03	B,H	FIN ASSEMBLY	1	
-3	65342-02	B	RUDDER ASSEMBLY	1	
-4	63517-00	F	FAIRING - Fin	1	
-4a	99619-02	G	FAIRING ASSEMBLY - Fin, aft	1	
-4b	99621-00	G	FAIRING - Fin, forward	1	
-4c	63186-21	G	MOULDING - Extruded	2	
-5	63584-10		TIP - Stabilator	2	
-6	63585-00		TAB - Stabilator trim, left	1	
	63585-01		TAB - Stabilator trim, right	1	
-7	63560-02		* HINGE - Half, stabilator tab	3	
-8	63586-00		* SKIN - Stabilator trim tab, left	1	
	63586-01		* SKIN - Stabilator trim tab, right	1	
-9	63587-00		* RIB - Outboard	1	
	63587-01		* RIB - Inboard	1	
-10	63588-00		* DOUBLER	3	
-11	99803-03	J	BALANCE WEIGHT ASSEMBLY - Stabilator	1	
	99803-04	K	BALANCE WEIGHT ASSEMBLY - Stabilator	1	
-11a	69624-02		* TUBE ASSEMBLY - Stabilator	1	
-12	68434-00	C	FAIRING ASSEMBLY - Tail cone	1	
-13	68434-04	C	* LOWER FAIRING ASSEMBLY	1	
-14	68434-03	C	* UPPER FAIRING ASSEMBLY	1	
-15	477 672	C	* NUT - (PS10062-5-1)	16	
-16	414 763	C,W	* SCREW - (AN507-832R8)	10	
	494 081	C,W	* WASHER - (A3135- 017-1)	10	
	477 672	C	* NUT - (PS10062-5-1)	10	
-17	63186-02		MOULDING - Extruded	2	
-18	65267-00	F	FAIRING ASSEMBLY - Rudder tip	1	
	99597-00	M	FAIRING ASSEMBLY - Rudder tip	1	
	99868-00	O	FAIRING ASSEMBLY - Rudder tip	1	
	38245-00	K	FAIRING ASSEMBLY - Rudder tip	1	
-19	65345-03		TIP - Fin (for rotating beacon)	1	
	99035-03	N	TIP - Fin (for strobe light)	1	
	38222-00	K	TIP - Fin	1	
-20	62002-02		PIN - Hinge	2	
-21	62002-03		PIN - Hinge	2	
-22	62002-04		PIN - Hinge	1	
-23	96564-00		PLATE - Stabilator balance	AR	
-24	400 003	W	BOLT - (AN4-6A)	4	
	407 565	W	WASHER - (AN960-416)	8	
	404 888	W	NUT - (MS20365-428C)	4	
-25	400 003	W	BOLT - (AN4-6A)	1	
	407 585	R,W	WASHER - (AN960-416L)	2	
	407 565	S,W	WASHER - (AN960-416)	2	
-26	402 680		BOLT - (NAS1104-17)	2	
	407 565	W	WASHER - (AN960-416)	4	
	406 637		NUT - (H-10-4)	2	
-27	414 763	W	SCREW - (AN507-832R8)	28	
	494 081	W	WASHER - (A3135- 017-1)	28	
	477 672		NUT - (PS10062-5-1)	28	
-28	414 763	L,W	SCREW - (AN507-832R8)	10	
	494 101	L,W	WASHER - (PS10092-1-2C)	10	

When ordering, always specify Part Number, Description and Serial Number of Aircraft

PIPER PARTS CATALOG

Figure and Index Number	Part Number	Code	NOMENCLATURE	No. Req.	SERIAL NUMBERS AFFECTED
45-29	415 449	W	SCREW - (AN526-832R8)	16	
-30	407 585	W	WASHER - (AN960-416L)	AR	
-31	407 565	W	WASHER - (AN960-416)	AR	
-32	401 269	W	BOLT - (AN3-10A)	1	
	407 564	W	WASHER - (AN960-10)	3	
	404 887	W	NUT - (MS20365-1032C)	1	
	407 584	W	WASHER - (AN960-10L)	1	
-33	400 056	W	BOLT - (AN3-11)	1	
	407 564	W	WASHER - (AN960-10)	5	
	407 584	W	WASHER - (AN960-10L)	2	
	404 100	W	NUT - (AN310-3)	1	
	424 051	W	COTTER PIN - (AN380-2-2)	1	
-34	553 266		BOLT - (NKN428-3-7)	2	
	404 224	W	NUT - (AN315-3R)	2	
-35	414 763	W	SCREW - (AN507-832R8)	16	
	494 081	W	WASHER - (A3135-017-1)	16	
	477 672		NUT - (PS10062-5-1)	1	
-36	63264-00	P	COVER - Fin tip	1	
-37	65715-04	L	FAIRING ASSEMBLY - Lower	1	
-38	415 179		SCREW - (AN526C-832R8)	16	
	477 640		NUT - (PS10062-5-3)	16	
-39	65715-03	L	FAIRING ASSEMBLY - Upper	1	
-40	38192-00	K	WEIGHT ASSEMBLY - Stabilator tip	2	
-41	66822-07	Q	FAIRING - Lower	1	
-42	66822-08	Q	FAIRING - Upper	1	
-43	400 450	W	BOLT - (AN3-17A)	2	
	407 564	W	WASHER - (AN960-10)	4	
	404 887	W	NUT - (MS20365-1032C)	2	
-44	414 783	Q	SCREW - (MS24693-C51)	10	
	494 101	Q,W	WASHER - (PS10092-1-2C)	10	
	477 640	Q	NUT - (PS10062-5-3)	10	
-45	79277-00		ANGLE - Dorsal fin fitting, left	1	
	79277-01		ANGLE - Dorsal fin fitting, right	1	

When ordering, always specify Part Number, Description and Serial Number of Aircraft

PIPER PARTS CATALOG

CODE EXPLANATIONS FOR FIGURE 46

- A - Used on PA-32-260 and PA-32-300 only.
- B - Used on PA-32R-300 only.
- W - These parts must be ordered from Service Spares Department, Piper Aircraft, Lock Haven, Penna.

PIPER PARTS CATALOG

Figure and Index Number	Part Number	Code	NOMENCLATURE	No. Req.	SERIAL NUMBERS AFFECTED
46-1	68426-00	A	STABILATOR ASSEMBLY	1	
	68426-02	B	STABILATOR ASSEMBLY	1	
-2	63392-00		* SKIN - Stabilator, aft top, left	1	
	63392-01		* SKIN - Stabilator, aft top, right	1	
-3	63393-00		* SKIN - Stabilator, aft bottom, left	1	
	63393-01		* SKIN - Stabilator, aft bottom, right	1	
-4	63573-00		* SKIN - Stabilator, leading edge, left	1	
	63573-01		* SKIN - Stabilator, leading edge, right	1	
-5	63575-00		* SKIN - Stabilator, center, top	1	
	63575-02		* SKIN - Stabilator, center, bottom	1	
-6	68429-00	A	* SKIN - Stabilator, leading edge, left	1	
	68429-01	A	* SKIN - Stabilator, leading edge, right	1	
	68429-02	B	* SKIN - Stabilator, leading edge, left	1	
	68429-03	B	* SKIN - Stabilator, leading edge, right	1	
-7	68430-00		* SKIN - Stabilator, top, left	1	
	68430-01		* SKIN - Stabilator, top, right	1	
	68430-02		* SKIN - Stabilator, bottom, left	1	
	68430-03		* SKIN - Stabilator, bottom, right	1	
-8	68431-00		* SKIN - Stabilator, top, left, bottom, right	2	
	68431-01		* SKIN - Stabilator, top, right, bottom, left	2	
-9	63572-00		* SPAR - Stabilator, rear	1	
-10	68427-00		* SPAR - Stabilator, outboard, forward	2	
-11	68428-00		* SPAR - Stabilator, outboard, aft	2	
-12	63561-05		* SPAR - Stabilator, main	1	
-13	63562-00		* CAP - Stabilator, spar	2	
-14	63569-00		* RIB - Stabilator, nose	2	
-15	63570-00		* RIB - Stabilator, aft	2	
-16	63571-00		* RIB - Stabilator	2	
-16a	63571-00	A	* RIB - Stabilator	2	
	63571-02	B	* RIB - Stabilator	2	
-17	63566-03		* STIFFENER - Stabilator, top, left	1	
	63566-02		* STIFFENER - Stabilator, top, right	1	
-18	63566-02		* STIFFENER - Stabilator, bottom, left	1	
	63566-03		* STIFFENER - Stabilator, bottom, right	1	
-19	63567-00		* FITTING - Balance weight attachment	2	
-20	63563-00		* FITTING - Stabilator hinge	2	
-21	63564-00		* ANGLE - Stabilator	2	
-22	63565-02		* CLOSURE	1	
-23	63560-02		* HINGE - Extruded, outboard	2	
-24	63560-03		* HINGE - Extruded, inboard and center	4	
-25	400 003	W	* BOLT - (AN4-6A) Inboard	4	
	407 565	W	* WASHER - (AN960-416)	4	
	404 888	W	* NUT - (MS20365-428)	4	
-26	400 004	W	* BOLT - (AN4-7A) Outboard	4	
	407 565	W	* WASHER - (AN960-416)	4	
	404 888	W	* NUT - (MS20365-428)	4	

When ordering, always specify Part Number, Description and Serial Number of Aircraft

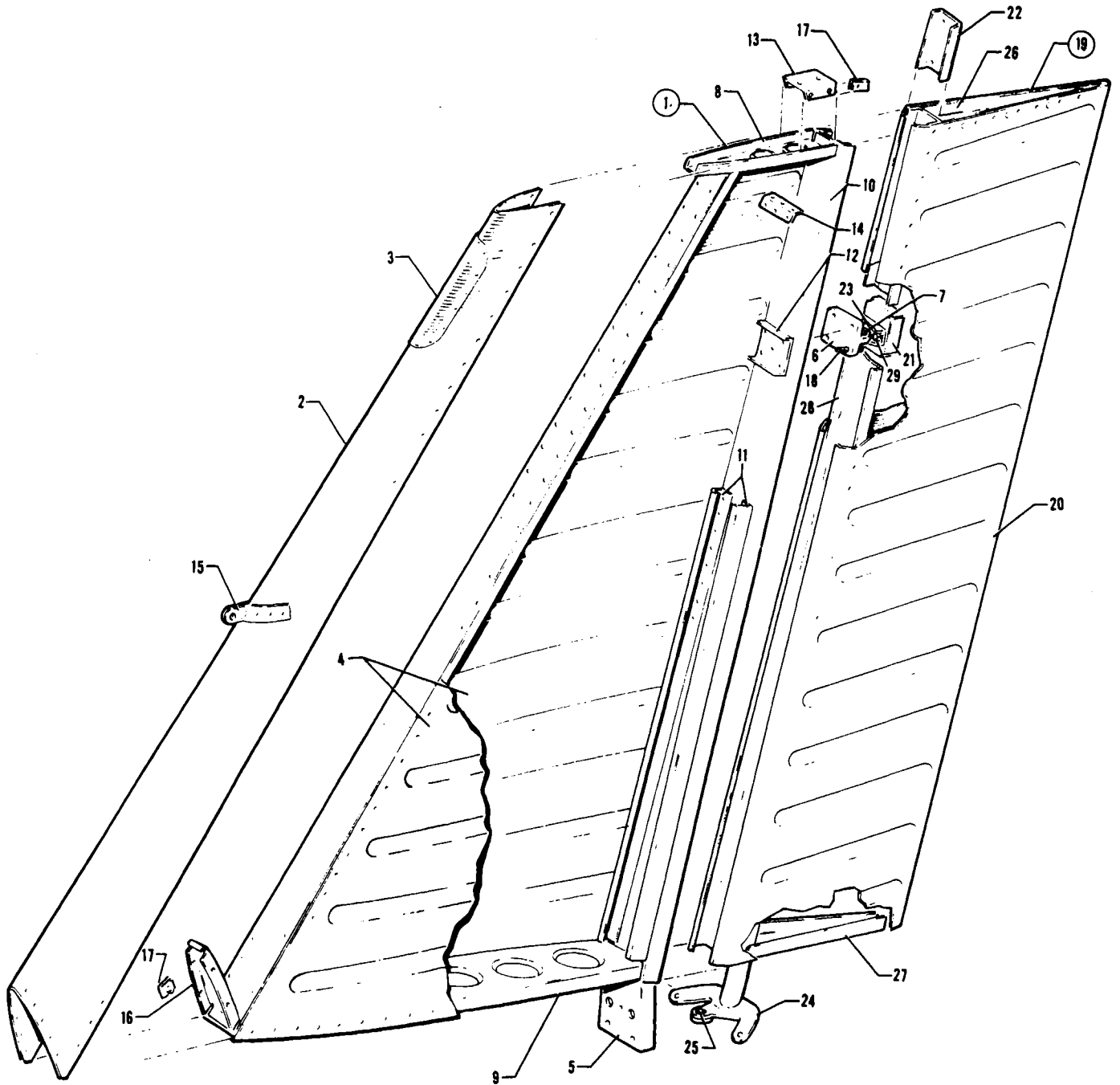


Figure 47 Fin and Rudder Assemblies

PIPER PARTS CATALOG

CODE EXPLANATIONS FOR FIGURE 47


- A - Used on PA-32-260 with serial numbers 32-7100001 and up, PA-32-300 with serial numbers 32-7140001 and up, and PA-32R-300.
- B - Used on PA-32-260 with serial numbers 32-1 to 32-1112 inclusive, and PA-32-300 with serial numbers 32-40000 to 32-40541 inclusive.
- C - Used on PA-32-260 with serial numbers 32-1113 and up, PA-32-300 with serial numbers 32-40542 and up, and PA-32R-300.
- D - Used on PA-32-260 with serial numbers 32-1 to 32-1320 inclusive, and PA-32-300 with serial numbers 32-40000 to 32-41018 inclusive.
- E - Used on PA-32-260 with serial numbers 32-7100001 to 32-7300076 inclusive, and PA-32-300 with serial numbers 32-7140001 to 32-7340201 inclusive
- F - Used on PA-32-260 with serial numbers 32-7400001 and up, PA-32-300 with serial numbers 32-7440001 and up, and PA-32R-300.
- G - Used on PA-32S-300 Seaplane Model only.
- W - These parts must be ordered from Service Spares Department, Piper Aircraft, Lock Haven, Penna.

PIPER PARTS CATALOG

Figure and Index Number	Part Number	Code	NOMENCLATURE	No. Req.	SERIAL NUMBERS AFFECTED
47-1	63500-08	D	FIN ASSEMBLY	1	
	66975-00	E	FIN ASSEMBLY	1	
	66975-03	F	FIN ASSEMBLY	1	
-2	63513-00	D	* SKIN - Leading edge, fin	1	
	66964-00	A	* SKIN ASSEMBLY - Leading edge, fin	1	
	66964-02	A	* * COVER - Air vent	1	
-4	63398-00		* SKIN - Fin, left	1	
	63398-01		* SKIN - Fin, right	1	
-5	63501-00	B	* FITTING - Fin root	1	
	63501-03	C	* FITTING - Fin root	1	
-6	63502-00		* HINGE ASSEMBLY - Fin	1	
-7	452 387		* * BEARING - (KP3A)	1	
-8	63503-00	D	* RIB - Fin nose	1	
	66972-00	A	* RIB ASSEMBLY - Fin nose	1	
-9	63506-00		* RIB - Fin root	1	
-10	63504-00		* SPAR - Fin rear	1	
-11	65034-00		* STIFFENER - Fin spar, left	1	
	65034-01		* STIFFENER - Fin spar, right	1	
-12	63509-00		* DOUBLER ASSEMBLY - Fin	1	
-13	63515-00		* BRACKET - Fin antenna	1	
-14	63510-00		* CLIP - Fin	1	
-15	63511-00	D	* FITTING - Fin antenna attachment, left	1	
	63511-01	D	* FITTING - Fin antenna attachment, right	1	
-16	63505-00	D	* RIB - Fin nose	1	
	66973-00	E	* RIB ASSEMBLY - Fin nose	1	
	79268-00	F	* RIB - Fin nose	1	
-17	477 672		* NUT - (MU-832- 38- 025 x 050-L-F10)	12	
-18	401 266	W	* BOLT - (AN3-5A)	4	
	407 584	W	* WASHER - (AN960-10L)	4	
-19	65342-02		RUDDER ASSEMBLY	1	
-20	63396-02		* SKIN - Rudder	1	
-21	63395-00		* DOUBLER ASSEMBLY - Rudder hinge	1	
-22	65341-00		* DOUBLER - Rudder top	1	
-23	63550-00		* FITTING - Rudder hinge	1	
	65388-32	G	* FITTING - Rudder hinge	1	32S-40000 to 32S-7240147 incl
-24	63546-00		* HORN ASSEMBLY - Rudder	1	
	65388-31	G	* HORN ASSEMBLY - Rudder	1	32S-40000 to 32S-7240147 incl
-25	452 387		* * BEARING - (KP3A)	1	
-26	63545-00		* RIB - Rudder tip	1	
-27	63544-00		* RIB - Rudder root	1	
-28	63543-00		* SPAR - Rudder	1	
-29	400 438	W	* BOLT - (AN3-4A)	2	
	407 584	W	* WASHER - (AN960-10L)	2	

When ordering, always specify Part Number, Description and Serial Number of Aircraft

1L22 THRU 1L24
INTENTIONALLY LEFT BLANK



PA-32
CHEROKEE

PARTS CATALOG

CARD 2 OF 3

PA-32-260

PA-32-300

PA-32R-300

PIPER AIRCRAFT CORPORATION

(PART NUMBER 753 689)

2 A1

PIPER PARTS CATALOG

AEROFICHE EXPLANATION AND REVISION STATUS

The Parts Catalog information incorporated in this set of Aerofiche cards has been arranged in accordance with the general specifications of Aerofiche adopted by the General Aircraft Manufacturer's Association

Conversion of Aerofiche alpha/numeric numbers:

First number is the Aerofiche card identifier

Letter is the horizontal line reference per card

Second number is the vertical line reference per card

Example: 2J16 = Aerofiche card number two of given set, Grid location J16

To aid in locating the various sections and related information desired, the following is provided:

A complete Catalog Table of Contents is given at Grid 1A8 of Aerofiche card number 1 of this set. Each additional card in this set will have a Table of Contents for all sections on that particular card. This table will start at Grid A3.

REVISIONS

The information compiled in this Aerofiche Parts Catalog will be kept current by revisions distributed periodically. These revisions will supersede all previous revisions and will be complete Aerofiche card replacements and shall supersede Aerofiche cards of the same number in the set.

Current revisions to this PA-32 and PA-32R Parts Catalog issued June 27, 1975 are as follows:

753 689 (PR751031).....	Dated October 1975
753 689 (PR760412).....	Dated April 1976
753 689 (PR760917).....	Dated September 1976
753 689 (PR770223).....	Dated February 1977
753 689 (PR770909).....	Dated September 1977
753 689 (PR780113).....	Dated January 1978
753 689 (PR781106).....	Dated November 1978
753 689 (PR800414).....	Dated April 1980

NOTE: Refer to the last card of the Piper - Parts Price List - Aerofiche for check list of current revision dates and card effectivities for this parts catalog

2A5
INTENTIONALLY LEFT BLANK

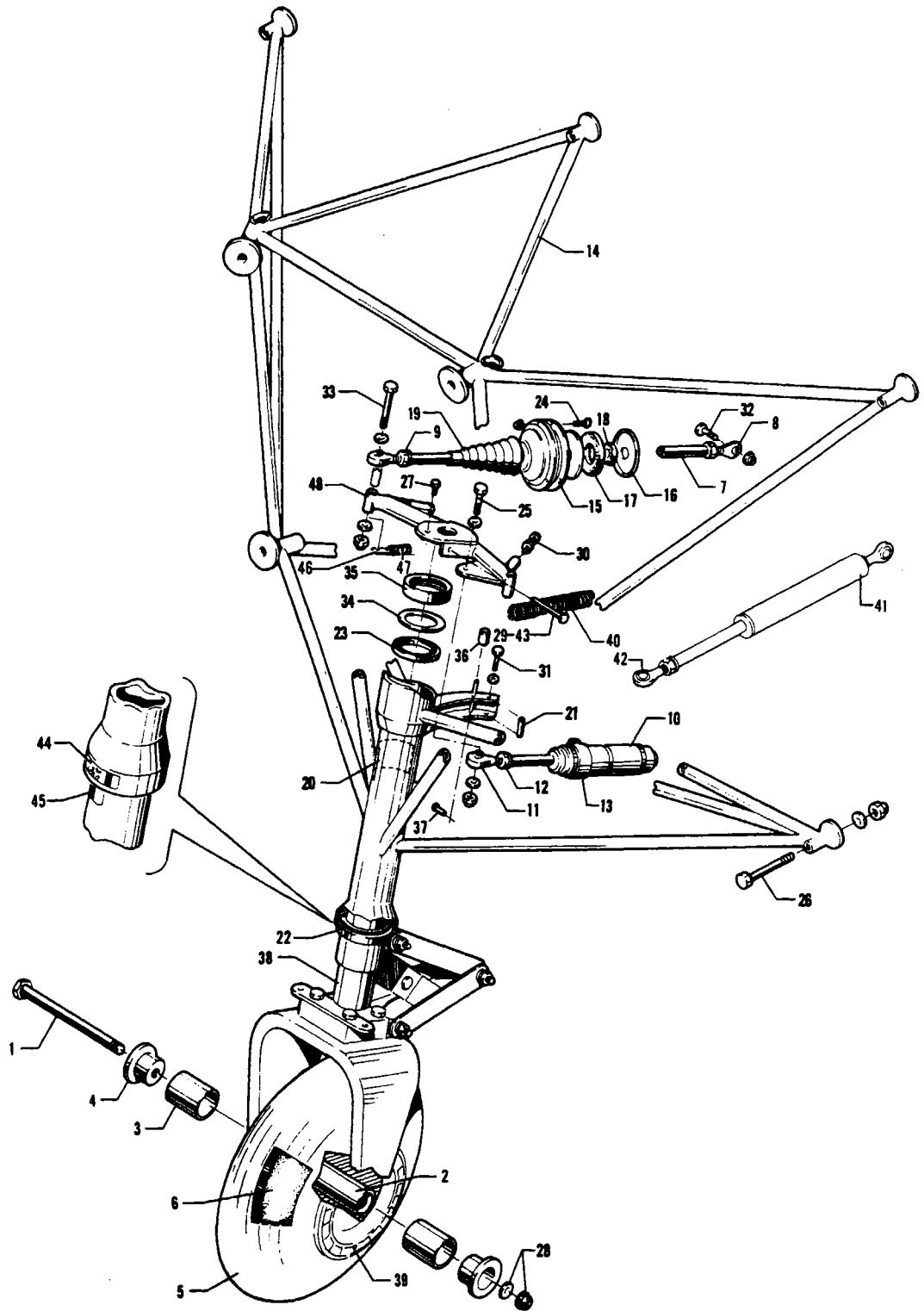


Figure 48 Nose Gear Installation

2A6

PIPER PARTS CATALOG

CODE EXPLANATIONS FOR FIGURE 48

- A - Used with Cleveland Model 38501 Nose Wheel Assembly only
- B - Used with Cleveland Models 40-76B, or 40-76F or 40-56 Wheel Assemblies only
- C - Used on PA-32-260 with serial numbers 32-1 to 32-7300076 inclusive, and PA-32-300 with serial numbers 32-40000 to 32-7340201 inclusive
- D - Used on PA-32-260 with serial numbers 32-7400001 and up, and PA-32-300 with serial numbers 32-7440001 and up
- E - See Figure 52 for component parts
- F - Used on PA-32-260 with serial numbers 32-7200030 and up, and PA-32-300 with serial numbers 32-7340101 and up Ascertain vendor part number stamped on nameplate of wheel assembly before ordering
- G - Used if nose wheel fairing is not installed
- H - Used on PA-32-260 with serial numbers 32-1 to 32-7200029 inclusive, and PA-32-300 with serial numbers 32-40000 to 32-7240100 inclusive Part is no longer available Order Wheel Assembly, P/N 551 766, and two Spacer Bushings, P/N 66618-02, when replacing Model No 38501 Wheel Order P/N 551 766 Wheel Assembly only if Model 40-76B or 40-76F has been previously installed
- J - See Figure 49 for component parts
- K - Used on PA-32-260 with serial numbers 32-1 to 32-1110 inclusive, and PA-32-300 with serial numbers 32-40000 to 32-40565 inclusive
- L - Used on PA-32-260 with serial numbers 32-1111 to 32-7300076 inclusive, 32-7500001 and up, and PA-32-300 with serial numbers 32-40566 to 32-7340201 inclusive, 32-7540001 and up
- M - Used on PA-32-260 with serial numbers 32-7400001 to 32-7400061 inclusive, and PA-32-300 with serial numbers 32-7440001 to 32-7440182 inclusive
- N - See Figure 52A for component parts
- O - Used with McCauley Model D-30625 and D-30665 Wheel Assemblies only
- P - Used on PA-32-260 with serial numbers 32-7800001 and up, and PA-32-300 with serial numbers 32-7840001 and up
- Q - Used on PA-32-260 with serial numbers 32-1 to 32-7700023 inclusive, and PA-32-300 with serial numbers 32-40000 to 32-7740113 inclusive
- R - Used on PA-32-260 with serial numbers 32-1 to 32-7800006 inclusive, and PA-32-300 with serial numbers 32-40000 to 32-7840101 inclusive
- S - Used on PA-32-260 with serial numbers 32-7800007 and up, and PA-32-300 with serial numbers 32-7840102 and up
- T - Used if shock absorber is stamped with Monroe part number 18756
- W - These parts must be ordered from Service Spares Department, Piper Aircraft, Lock Haven, Penna

PIPER PARTS CATALOG

Figure and Index Number	Part Number	Code	NOMENCLATURE	No. Req.	SERIAL NUMBERS AFFECTED
48-	68008	C	DRAWING - Nose Gear Installation		
	69769	D	DRAWING - Nose Gear Installation		
-1	401 456		BOLT - Axle (AN6-76A)	1	
-2	86062-56	W	TUBE - Axle, nose wheel	1	
-3	66618-00	A	TUBE - Spacer, nose wheel	2	
	66618-02	O	TUBE - Spacer, nose wheel	2	
	66618-03	B	TUBE - Spacer, nose wheel	2	
-4	35158-02		PLUG - Axle	2	
-5	761 994	W	TIRE - (6 00 x 6, 4 ply, Type III) McCreary Airhawk	1	
	761 970	W	TIRE - (6 00 x 6, 4 ply, Type III) B F Goodrich	1	
	451 724		TIRE - (6 00 x 6, 6 ply, Type III) McCreary Airhawk	1	
	761 972	W	TIRE - (6 00 x 6, 6 ply, Type III) B F Goodrich	1	
-6	451 735	W	TUBE - Tire (6 00 x 6)	1	
-7	63327-06	C	ROD ASSEMBLY - Nose wheel control	2	
-8	452 334	C	* BEARING - Rod end (PS10020-1-6RX)	2	
-9	404 225	C,W	* NUT - (AN315-4R)	2	
-10	87358-02	C	DAMPENER ASSEMBLY - Shimmy	1	
	87358-03	D	DAMPENER ASSEMBLY - Shimmy	1	
-11	452 334	C	* BEARING - Rod end (PS10020-1-6RX)	1	
	452 383	D	* BEARING - Rod end (PS10020-1-2RX)	1	
-12	404 225	W	* NUT - (AN315-4R)	1	
	407 136	W	* WASHER - (AN936-A416)	1	
-13	66750-00	T	CLAMP ASSEMBLY - Shimmy dampener	1	
-14	68710-00		MOUNT ASSEMBLY - Engine and nose gear strut	1	
-15	63910-00	C	HOUSING - Seal ring retainer	4	
	35284-02	D	HOUSING - Seal ring retainer	4	
-16	63911-00	C	HOUSING - Seal ring retainer	4	
	35283-00	D	HOUSING - Seal ring retainer	4	
-17	63925-00	C	RING - Retainer	2	
	35282-00	D	RING - Retainer	2	
-18	63656-00	C	RING - Packing	2	
	63656-02	D	RING - Packing	2	
-19	453 158	C	BOOT - (F2131)	2	
	35270-00	D	BOOT - Nose wheel bungee	2	
-20	65368-00		PLACARD - Oleo service instruction (decal)	1	
-21	63900-41		BUSHING - Shimmy dampener bracket	1	
-22	452 332	W	BEARING - Main (KP-338)	1	
-23	452 333	W	BEARING - Main (B5-45)	1	
-24	415 737	W	SCREW - (AN515-632R6)	6	
	404 909	W	NUT - (MS20365-632C)	6	
-25	400 443	C,W	BOLT - (AN3-12A)	1	
	401 312	D,W	BOLT - (AN4-12A)	1	
	407 564	C,W	WASHER - (AN960-10)	5	
	407 565	D,W	WASHER - (AN960-416)	6	
	404 887	C,W	NUT - (MS20365-1032C)	1	
	404 888	D,W	NUT - (MS20365-428C)	1	
-26	401 405	W	BOLT - (AN6-25A)	5	
	407 567	W	WASHER - (AN960-616)	AR	
	477 887		NUT - (PS10062-8-624C)	5	
-27	401 918	W	BOLT - (AN74-A3)	1	
-28	407 567	W	WASHER - (AN960-616)	2	
	404 838	W	NUT - (MS20364-624C)	1	
-29	424 230	C	PIN - Flat head (AN394-73)	1	
	407 588	C,W	WASHER - (AN960-PD416L)	1	
	424 095	C,W	COTTER PIN - (AN380-C-2-2)	1	
-30	402 775		BOLT - (NAS428-4-12)	2	
	404 322	W	NUT - (AN316-4R)	2	

When ordering, always specify Part Number, Description and Serial Number of Aircraft

PIPER PARTS CATALOG

Figure and Index Number	Part Number	Code	NOMENCLATURE	No. Req.	SERIAL NUMBERS AFFECTED
48-31	400 058		BOLT - (AN3-13)	1	
	407 584	W	WASHER - (AN960-10L)	2	
	404 392	W	NUT - (AN320-3)	1	
	424 051	W	COTTER PIN - (AN380-2-2)	1	
-32	400 441	C,W	BOLT - (AN3-7A)	2	
	401 274	D,W	BOLT - (AN3-15A)	2	
	407 584	D,W	WASHER - (AN960-10L)	2	
	404 887	W	NUT - (MS20365-1032C)	2	
-33	400 453	Q,W	BOLT - (AN3-21A)	2	
	400 450	P,W	BOLT - (AN3-17A)	2	
	407 564	W	WASHER - (AN960-10)	4	
	404 887	W	NUT - (MS20365-1032C)	2	
	62833-07	Q	WASHER - (O D - 63, I D 19 x 32)	4	
	63900-108		BUSHING	2	
-34	85012-72	W	WASHER	1	
-35	13071-00	W	NUT	1	
-36	63900-138		BUSHING - (1/2- O D)	1	
	95061-129		BUSHING - (3/4- O D)	1	
-37	424 226	W	PIN - Flat head (AN394-59)	1	
	407 585	W	WASHER - (AN960-416L)	1	
	424 095	W	COTTER PIN - (AN380-2-2)	1	
-38	65010-03	J,K	STRUT ASSEMBLY - Nose gear	1	
	69540-02	J,L	STRUT ASSEMBLY - Nose gear	1	
	69770-05	J,M	STRUT ASSEMBLY - Nose gear	1	
-39	451 755	E,H,W	WHEEL ASSEMBLY - Nose (Cleveland 38501)	1	
	551 766	E,F	WHEEL ASSEMBLY - Nose (Cleveland 40-76F)	1	
	551 785	E,F	WHEEL ASSEMBLY - Nose (Cleveland 40-56B)	1	
	551 773	N,R	WHEEL ASSEMBLY - Nose (McCauley D-30625)	1	
	551 779	N,S	WHEEL ASSEMBLY - Nose (McCauley D-30665)	1	
-40	67168-00	G,Q	SPRING - Nose gear	2	
-41	38151-03	D	TUBE ASSEMBLY - Nose wheel	2	
-42	452 334	D	* BEARING - (PS10020-1-6RX)	1	
-43	402 324	D	BOLT - (AN174-25A)	1	
	404 836	D,W	NUT - (MS20364-428C)	1	
-44	35669-06		PLACARD - Turn limit	1	
-45	35669-05		PLACARD - Turn limit center mark	1	
-46	37929-02	G,P	SPRING - Nose gear	2	
-47	37932-02	G,P	LINK - Nose gear spring	2	
-48	65047-00	C	HORN ASSEMBLY - Nose wheel steering	1	
	69768-00	D	HORN ASSEMBLY - Nose wheel steering	1	

When ordering, always specify Part Number, Description and Serial Number of Aircraft

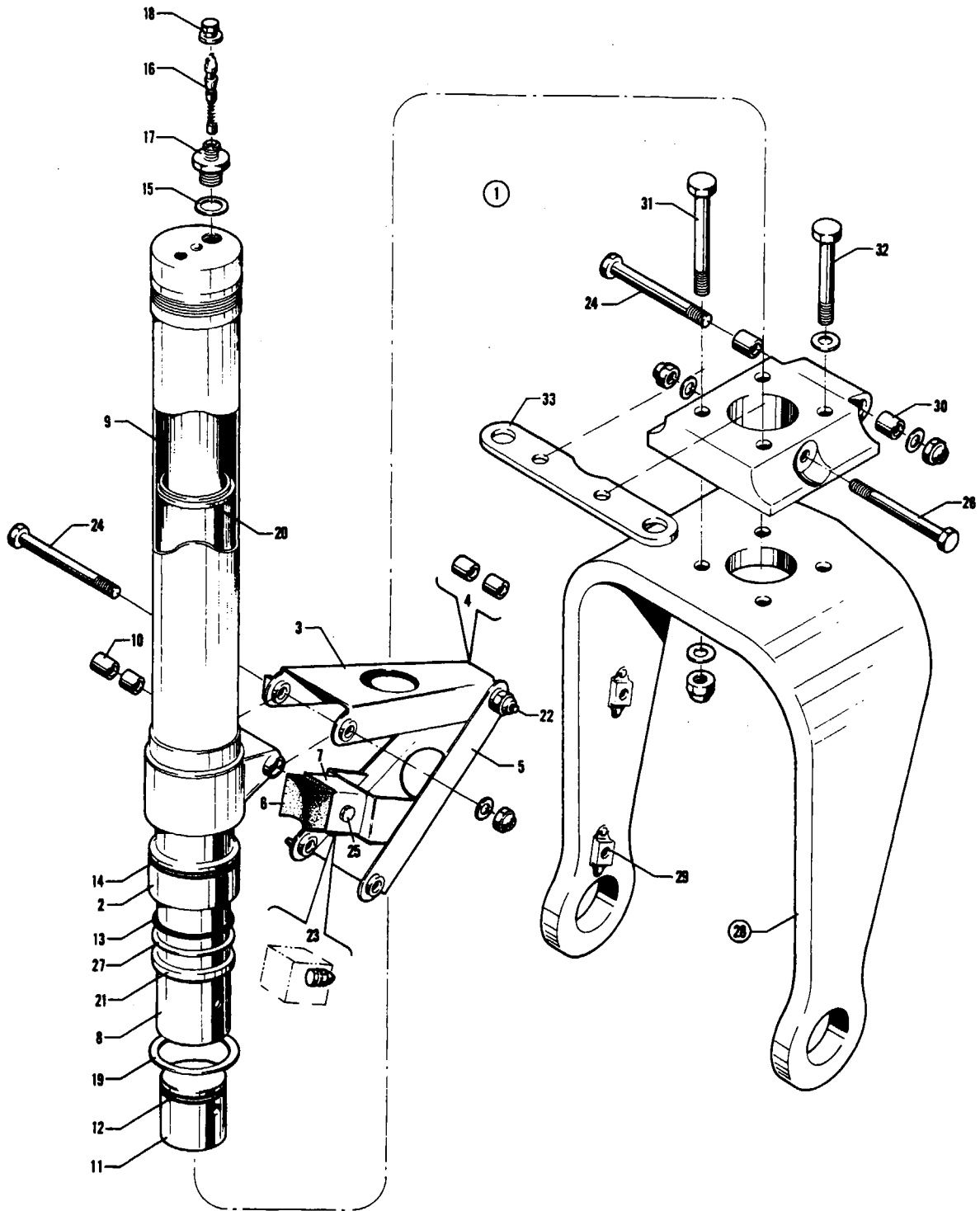


Figure 49 Nose Gear Strut Assembly

PIPER PARTS CATALOG

CODE EXPLANATIONS FOR FIGURE 49

- A - Used on PA-32-260 with serial numbers 32-1 to 32-1110 incl., and PA-32-300 with serial numbers 32-40000 to 32-40565 incl.
- B - Used on PA-32-260 with serial numbers 32-1111 and up, and PA-32-300 with serial numbers 32-40866 and up.
- C - Used on PA-32-260 with serial numbers 32-1 to 32-7300076 incl., and PA-32-300 with serial numbers 32-40000 to 32-7340201 incl.
- D - Used on PA-32-260 with serial numbers 32-7400001 and up, and PA-32-300 with serial numbers 32-7440001 and up.
- E - Used on PA-32-260 with serial numbers 32-1111 to 32-7300076 incl., 32-7500001 and up, and PA-32-300 with serial numbers 32-40565 to 32-7340201 incl., 32-7540001 and up.
- F - Used on PA-32-260 with serial numbers 32-7400001 to 32-7400061 incl., and PA-32-300 with serial numbers 32-740001 to 32-7440182 incl.
- W - These parts must be ordered from Service Spares Department, Piper Aircraft, Lock Haven, Penna.

PIPER PARTS CATALOG

Figure and Index Number	Part Number	Code	NOMENCLATURE	No. Req.	SERIAL NUMBERS AFFECTED
49-	68008	C	DRAWING - Nose Gear Installation		
	69769	D	DRAWING - Nose Gear Installation		
-1	65010-03	A	STRUT ASSEMBLY - Nose gear	1	
	69540-02	E	STRUT ASSEMBLY - Nose gear	1	
	69770-05	F	STRUT ASSEMBLY - Nose gear	1	
-2	66843-00	W	* BEARING - Sleeve	1	
-3	13074-02	W	* LINK ASSEMBLY - Nose wheel, upper	1	
-4	80022-47	W	* * BUSHING - Insert	2	
-5	65413-00		* LINK ASSEMBLY - Nose wheel, lower	1	
-6	79072-00		* BLOCK - Nose wheel bumper	1	
-7	79071-00		* BRACKET ASSEMBLY - Nose wheel bumper block	1	
-8	65280-00	A	* TUBE - Inner, lower	1	
	69537-00	B	* TUBE - Inner, lower	1	
-9	65007-00	A	* TUBE ASSEMBLY - Outer, upper	1	
	69538-00	B	* TUBE ASSEMBLY - Outer, upper	1	
-10	452 766		* * BUSHING - Insert	2	
-11	15206-02	A,W	* PLUG - Nose wheel oleo piston tube	1	
	69535-00	B	* PLUG - Nose wheel oleo piston tube	1	
-12	484 733	A,W	* RING - "O", piston tube (15207-00)	1	
	484 800	B	* RING - "O", piston tube (MS28775-211)	1	
-13	484 698	W	* PACKING - "O" Ring (AN6227-27)	1	32-1 to 32-505 inclusive
	484 770		* PACKING - Quad ring (4222)	1	32-506 and up
-14	484 796		* PACKING - "O" Ring (MS28775-224)	1	
-15	462 024	W	* GASKET - Air valve (AN901-5A)	1	
-16	455 124	W	* CORE - Air valve (AN809-1)	1	
-17	453 124	W	* VALVE - Air (AN812-1)	1	
-18	454 053	W	* CAP - Air valve (AN813-1B)	1	
-19	484 705	W	* RING - Retaining (5000-200)	1	
-20	484 720	W	* SNAP RING - (3478)	1	
-21	187 625	W	* STRIP - Wiper (10V70) (5-1/4" L)	1	
-22	401 360	W	* BOLT - (AN5-21A)	1	
	407 566	W	* WASHER - (AN960-516)	1	
	404 889	W	* NUT - (MS20365-524C)	1	
-23	400 438	W	* BOLT - (AN3-4A)	1	
	407 564	W	* WASHER - (AN960-10)	1	
	404 887	W	* NUT - (MS20365-1032C)	1	
-24	401 370	W	* BOLT - (AN5-31A)	2	
	407 566	W	* WASHER - (AN960-516)	2	
	404 889	W	* NUT - (MS20365-524C)	2	
-25	401 273	W	* BOLT - (AN3-14A)	1	
	404 887	W	* NUT - (MS20365-1032C)	1	
-26	401 330	A,W	* BOLT - (AN4-32A)	1	
	401 371	B	* BOLT - (AN5-32A)	1	
	407 565	A,W	* WASHER - (AN960-416)	1	
	407 566	B,W	* WASHER - (AN960-516)	1	
	404 888	A,W	* NUT - (MS20365-428C)	1	
	404 889	B,W	* NUT - (MS20365-524C)	1	
-27	494 025	W	* WASHER - Back-up (AN6246-27)	1	

When ordering, always specify Part Number, Description and Serial Number of Aircraft

PIPER PARTS CATALOG

Figure and Index Number	Part Number	Code	NOMENCLATURE	No. Req.	SERIAL NUMBERS AFFECTED
49-28	65010-04	A	* FORK ASSEMBLY - Nose wheel (with block assembly)	1	
	69540-03	E	* FORK ASSEMBLY - Nose wheel (with block assembly)	1	
	69770-06	F	* FORK ASSEMBLY - Nose wheel (with block assembly)	1	
-29	406 830	D,W	* * NUT - Anchor (NAS686A4)	4	
-30	452 766		* * BUSHING - Insert (P32-4)	2	
-31	401 403	W	* * BOLT - (AN6-23A)	2	
	407 587	W	* * WASHER - (AN960-616L)	2	
	404 890	W	* * NUT - (MS20365-624C)	2	
-32	401 400	W	* * BOLT - (AN6-20A)	2	
	407 587	W	* * WASHER - (AN960-616L)	4	
	404 890	W	* * NUT - (MS20365-624C)	2	
-33	65276-00		* * LINK - Tow bar	1	

When ordering, always specify Part Number, Description and Serial Number of Aircraft

PIPER PARTS CATALOG

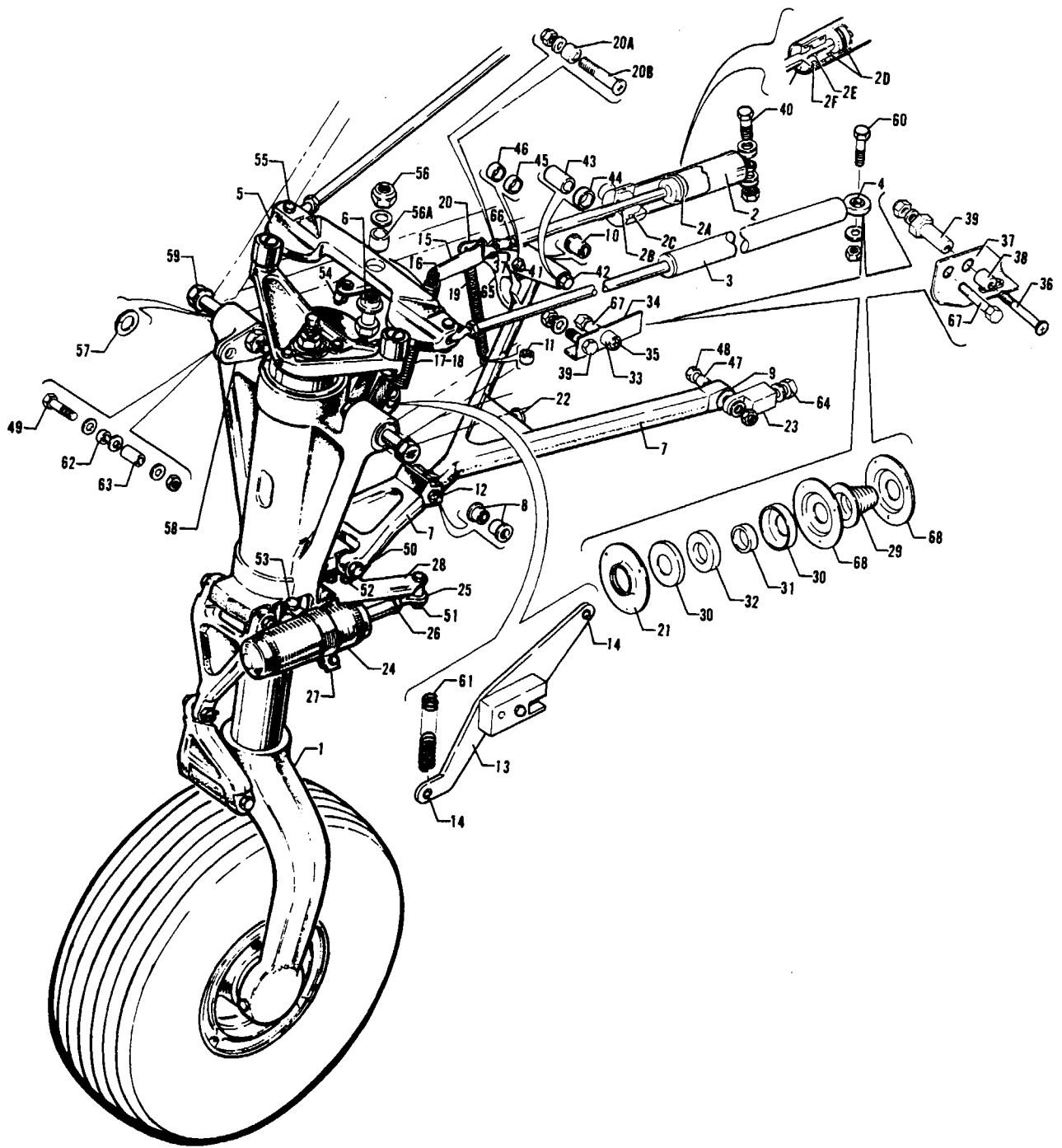


Figure 50 Nose Gear Installation

2A14

PIPER PARTS CATALOG

CODE EXPLANATIONS FOR FIGURE 50

- A - See Figure 51 for component parts
- B - Used on serial numbers 32R-7680474 to 32R-7780104 inclusive Also used on serial numbers 32R-7680001 to 32R-7680473 inclusive if Nose Gear Trunnion Modification Kit 761 074 has been installed per Service Bulletin 510
- C - Used if Nose Gear Downlock Eccentric Bushing is not installed
- D - Used if Nose Gear Downlock Eccentric Bushing is installed
- E - Used with Gar-Kenyon hydraulic cylinder P/N 94951 only
- F - Used with Syncro Devices Inc hydraulic cylinder SFA231-3 only
- G - Also used on aircraft with serial numbers 32R-7680001 to 32R-7780095 inclusive if Engine Mount Downlock Bearing Modification Kit 763 844v has been installed per Service Bulletin 593
- H - Order part for serial numbers 32R-7780096 and up if Engine Mount Downlock Bearing Modification Kit 763 844v has been installed per Service Bulletin 593
- J - Used if shock absorber is stamped with Monroe part number 18737
- W - These parts must be ordered from Service Spares Department, Piper Aircraft, Lock Haven, Penna

PIPER PARTS CATALOG

Figure and Index Number	Part Number	Code	NOMENCLATURE	No Req	SERIAL NUMBERS AFFECTED
50-	38040		DRAWING - Nose Gear Installation		
-1	67100-07	A	GEAR ASSEMBLY - Nose (less tire, tube and wheel)	1	
-2	35797-02		CYLINDER ASSEMBLY - Hydraulic, nose gear (Gar-Kenyon P/N 94951)	1	
-2a	752 595	E	* "O" RING - (MS28775-120)	1	
-2b	752 585	E	* "O" RING - (MS28775-110)	1	
-2c	752 596	E	* "O" RING - (MS28775-122)	1	
-2d	755 996	F	* "O" RING - (AN6227-18)	2	
-2e	484 748	F	* "O" RING - (AN6227-8)	1	
	756 053	F	* RING - Back-up (MS28782-8)	1	
-2f	755 998	F	* RETAINER - Nose gear cylinder (MS16625-1118)	1	
-3	38151-00		ROD ASSEMBLY - Nose wheel steering	2	
-4	452 334		* BEARING - Steering rod (PS10020-1-6RX)	2	
-5	67155-00		CAM ASSEMBLY - Nose gear steering	1	
-6	452 445		* BEARING - Steering cam (FF-600-5)	1	
-7	38040-02		LINK AND BRACE ASSEMBLY - Gear downlock	1	
-8	87319-02		* BEARING - Upper drag brace	2	
-9	87319-03		* BEARING - Upper drag brace	1	
-10	87319-04		* BEARING - Upper drag brace	1	
-11	61402-93		* BUSHING - Upper drag brace	1	
-12	400 115		* BOLT - (AN4-22)	1	
	407 565	W	* WASHER - (AN960-416)	2	
	404 101	W	* NUT - (AN310-4)	1	
	424 051	W	* COTTER PIN - (MS24665-132)	1	
-13	38232-04		ARM ASSEMBLY - Nose gear spring, forward	1	
-14	82732-99	W	* BUSHING - Nose gear arm	2	
-15	38234-00		ARM ASSEMBLY - Nose gear spring, aft	1	
-16	82732-99	W	* BUSHING - Nose gear arm	1	
-17	67168-00		SPRING - Nose gear arm, inner	1	
-18	67169-00		SPRING - Nose gear arm, outer	1	
-19	67189-00		SPRING - Nose gear downlock	1	
-20	38078-02		DOWNLOCK - Nose gear	1	
-20a	65003-30		* BUSHING - Downlock	1	
-20b	400 871		* BOLT - (AN23-19A)	1	
	407 564	W	* WASHER - (AN960-10)	1	
	404 887	W	* NUT - (MS20365-1032C)	1	
-21	38065-00		PLATE - Bungee seal	2	
-22	37970-05		STOP ASSEMBLY - 5/16 - 18 thread	1	32R-7680001 to 32R-7780126 incl
	37970-02		STOP - 5/16 - 18 thread	1	32R-7780127 and up
-23	38041-02		FITTING - Upper drag brace	2	
-24	87357-02		DAMPENER ASSEMBLY - Nose wheel shimmy	1	
-25	11601-03	W	* BOLT - Eye, shimmy dampener	1	
-26	404 322	W	* NUT - Shimmy dampener (AN316-4R)	1	
-27	67244-00	J	CLAMP ASSEMBLY - Shimmy dampener	1	
-28	67114-00		BRACKET ASSEMBLY - Shimmy dampener	1	
-29	35270-00		BOOT - Nose wheel bungee	2	
-30	35283-00		HOUSING - Bungee seal	4	
-31	63656-02		PACKING - Bungee seal	2	
-32	35282-00		RING - Bungee seal	2	
-33	38068-00	H	BEARING - Downlock	1	32R-7680001 to 32R-7780095 incl
-34	38174-00	H	CLIP ASSEMBLY - Support, nose gear door	1	32R-7680001 to 32R-7780095 incl
-35	410 013	C,H	SCREW - (MS24694-S75)	1	32R-7680001 to 32R-7780095 incl
	410 011	D,H	SCREW - (MS24694-S79)	1	32R-7680001 to 32R-7780095 incl
	407 584	H,W	WASHER - (AN960-10L)	1	32R-7680001 to 32R-7780095 incl
	404 887	H,W	NUT - (MS20365-1032C)	1	32R-7680001 to 32R-7780095 incl

When ordering, always specify Part Number, Description and Serial Number of Aircraft

PIPER PARTS CATALOG

Figure and Index Number	Part Number	Code	NOMENCLATURE	No Req	SERIAL NUMBERS AFFECTED
50-36	410 011	G	SCREW - (MS24694-S79)	1	32R-7780096 and up
	407 584	G,W	WASHER - (AN960-10L)	1	32R-7780096 and up
	404 887	G,W	NUT - (MS20365-1032C)	1	32R-7780096 and up
-37	38174-04	G	CLIP ASSEMBLY - Support, nose gear door	1	32R-7780096 and up
-38	38068-02	G	BEARING - Downlock	1	32R-7780096 and up
-39	35662-02	G	BUSHING - Eccentric	1	32R-7780096 and up
-40	401 270	W	BOLT - (AN3-11A)	1	
	407 564	W	WASHER - (AN960-10)	4	
	407 584	W	WASHER - (AN960-10L)	1	
	404 887	W	NUT - (MS20365-1032C)	1	
-41	402 316		BOLT - (AN174-15A)	1	
	407 585	W	WASHER - (AN960-416L)	1	
	404 888	W	NUT - (MS20365-428C)	1	
-42	400 229		BOLT - (AN6-36)	1	
	62833-43		WASHER - (I D 375)	1	
	62833-107		WASHER - (I D 500)	1	
	407 567	W	WASHER - (AN960-616)	1	
	404 123		NUT - (AN310-C6)	1	
	424 061	W	COTTER PIN - (MS24665-287)	1	
-43	95061-133		BUSHING	1	
-44	95061-134		BUSHING	1	
-45	95061-135		BUSHING	1	
-46	95061-136		BUSHING	1	
-47	65003-45		BUSHING	1	
-48	400 220		BOLT - (AN6-27)	1	
	62833-43		WASHER - (I D 374)	1	
	62833-87		WASHER - (I D 437) Teflon	1	
	407 567	W	WASHER - (AN960-616)	1	
	404 123		NUT - (AN310-C6)	1	
	424 061	W	COTTER PIN - (MS24665-287)	1	
-49	400 011	W	BOLT - (AN4-16A)	1	
	401 318	B,W	BOLT - (AN4-20A)	1	
	62833-64		WASHER	2	
	407 585	W	WASHER - (AN960-416L)	1	
	404 888	W	NUT - (MS20365-428C)	1	
-50	400 192		BOLT - (AN5-52)	1	
	407 586	W	WASHER - (AN960-516L)	2	
	407 566	W	WASHER - (AN960-516)	1	
	404 102	W	NUT - (AN310-5)	1	
	424 052	W	COTTER PIN - (MS24665-134)	1	
-51	400 108	W	BOLT - (AN4-13)	1	
	407 565	W	WASHER - (AN960-416)	2	
	407 585	W	WASHER - (AN960-416L)	2	
	404 101	W	NUT - (AN310-4)	1	
	424 051	W	COTTER PIN - (MS24665-132)	1	
-52	400 440	W	BOLT - (AN3-6A)	2	
	407 564	W	WASHER - (AN960-10)	2	
	404 887	W	NUT - (MS20365-1032C)	2	
-53	400 112	W	BOLT - (AN4-17)	1	
	407 585	W	WASHER - (AN960-416L)	4	
	404 101	W	NUT - (AN310-4)	1	
	424 051	W	COTTER PIN - (MS24665-132)	1	
-54	411 349	W	SCREW - (M35FS428R14CR - nylon insert)	1	
	14976-15		BUSHING - (O D 625) Outer	1	
	14976-16		BUSHING - (O D 375) Inner	1	
-55	401 269	W	BOLT - (AN3-10A)	2	
	404 887	W	NUT - (MS20365-1032C)	2	

When ordering, always specify Part Number, Description and Serial Number of Aircraft

PIPER PARTS CATALOG

Figure and Index Number	Part Number	Code	NOMENCLATURE	No Req.	SERIAL NUMBERS AFFECTED
50-56	400 762		BOLT - (AN26-24A)	1	
	407 143	W	WASHER - (AN936-B616)	1	
	62833-10		WASHER	1	
	404 890	W	NUT - (MS20364-624C)	3	
-56a	65003-15		BUSHING	1	
-57	407 568	W	WASHER - (AN960-716)	AR	
-58	38261-02	B	PLATE - Nose gear trunnion downlock	1	
-59	400 279		BOLT - (AN7-42)	2	
	407 591	W	WASHER - (AN960-716L)	2	
	404 124		NUT - (AN310-C7)	2	
	424 061	W	COTTER PIN - (MS24665-287)	2	
-60	401 274	W	BOLT - (AN3-15A)	2	
	407 584	W	WASHER - (AN960-10L)	2	
	404 887	W	NUT - (MS20365-1032C)	2	
-61	67168-00		SPRING - Nose gear arm	1	
-62	82732-95		BUSHING	1	
-63	63900-138		BUSHING	1	
-64	401 302		BOLT - (AN4H-5A)	2	
	407 585	W	WASHER - (AN960-416L)	2	
-65	452 729		BEARING - (PS10020-1-7RX)	1	
-66	67192-00		NUT - Cylinder rod end	1	
-67	400 443	W	BOLT - (AN3-12A)	3	
	407 584	W	WASHER - (AN960-10L)	3	
	404 887	W	NUT - (MS20365-1032C)	3	
-68	35284-02		HOUSING - Bungee seal	4	

When ordering, always specify Part Number, Description and Serial Number of Aircraft

PIPER PARTS CATALOG

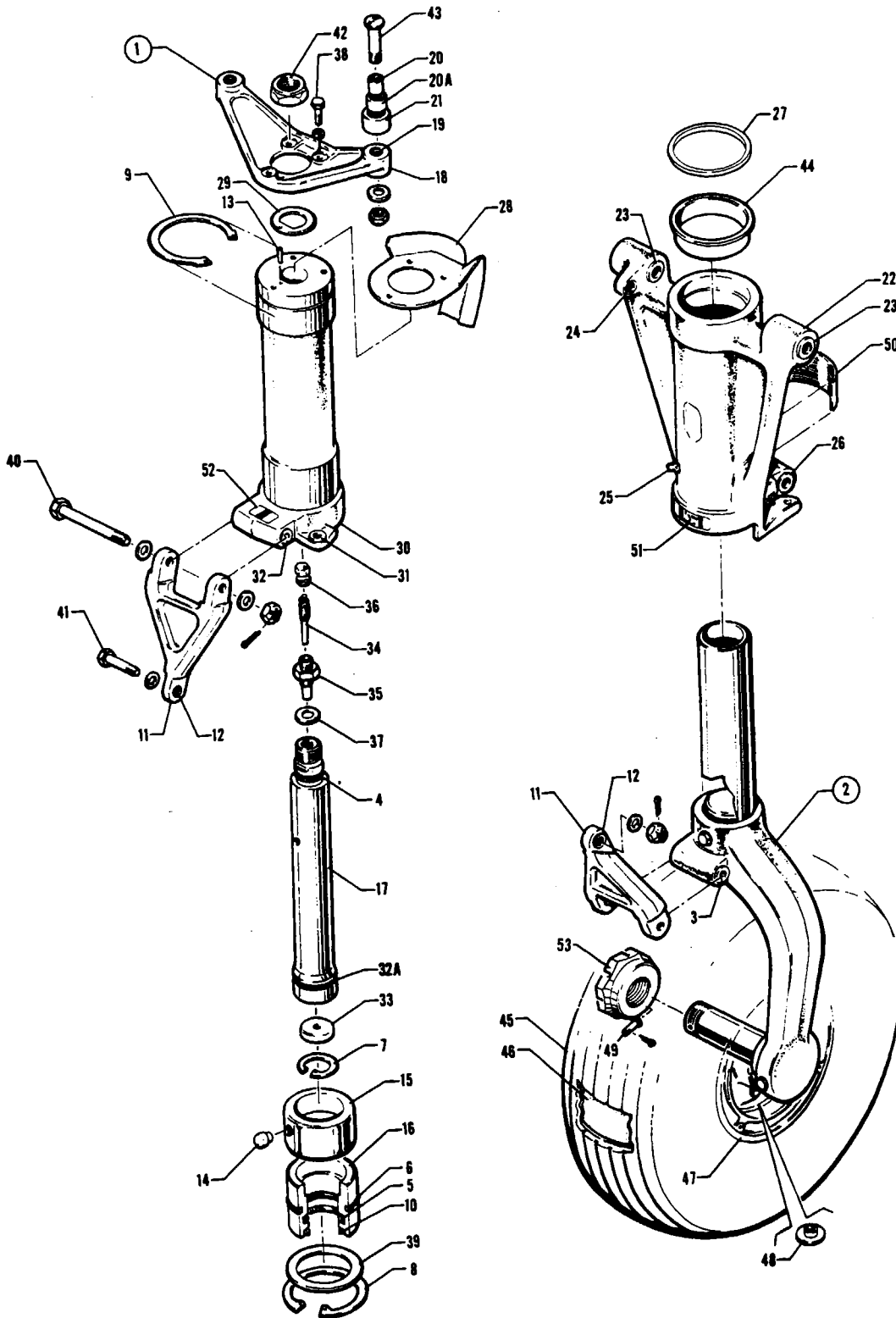


Figure 51 Nose Gear Assembly

REVISED: APRIL 1980

PIPER PARTS CATALOG

CODE EXPLANATIONS FOR FIGURE 51

- A - See Figure 52 for component parts
- B - See Figure 52B for component parts
- C - Used with McCauley Nose Wheel only
- D - Ascertain I D of trunnion assembly hole before ordering bushings. If a 2 81 I D x 62 deep hole is reamed in both ends of trunnion assembly, bushings are required. If a 2 69 I D hole is reamed thru entire length of trunnion assembly, bushings are not required.
- W - These parts must be ordered from Service Spares Department, Piper Aircraft, Lock Haven, Penna

PIPER PARTS CATALOG

Figure and Index Number	Part Number	Code	NOMENCLATURE	No. Req.	SERIAL NUMBERS AFFECTED
51-	38040		DRAWING - Nose Landing Gear Installation		
-1	67100-07		GEAR ASSEMBLY - Nose (less tire, tube and wheel assembly)	1	
-2	67050-02		* STRUT ASSEMBLY - Nose gear, lower	1	
-3	67026-07		* * BEARING	2	
-4	484 790		* "O" RING - (MS28775-210)	1	
-5	484 799		* "O" RING - (MS28775-327)	1	
-6	462 034	W	* "O" RING - (AN6230-5)	1	
-7	484 684		* RING - Snap (N5000-118MD)	1	
-8	484 685		* RING - Snap (N5000-250MD)	1	
-9	484 723	W	* RING - Snap (5100-268)	1	
-10	187 627		* STRIP - Wiper (S-35-29 Code 10V90-117)	1	
-11	20735-05		* LINK ASSEMBLY - Nose gear torque	2	
-12	452 366	W	* * BEARING - (F-310-5)	1	
-13	480 700	W	* PIN - Roll (59-022-094-0375)	1	
-14	20784-00	W	* PIN - Bearing retaining	2	
-15	67909-00		* BEARING - Strut tube, upper	1	
-16	67755-00		* BEARING - Strut tube, lower	1	
-17	21712-02	W	* TUBE - Nose gear orifice	1	
-18	44386-03		* ARM ASSEMBLY - Nose wheel steering	1	
-19	14976-11	W	* * BUSHING - Arm assembly	2	
-20	63900-109		* BUSHING - Nose gear, inner	2	
-20a	452 477		* BEARING - Sleeve (AA-432-3)	2	
-21	63900-122		* BUSHING - Nose gear, outer	2	
-22	67054-03		* TRUNNION ASSEMBLY - Nose gear	1	
-23	452 447		* * BEARING - (FF602-5)	2	32R-7680001 to 32R-7780104 incl
	67026-11		* * BEARING	4	32R-7780105 and up
-24	95061-144		* * BUSHING - Trunnion assembly	1	
-25	460 691	W	* * FITTING - Grease (AN944-101)	1	
-26	67026-07		* * BEARING	2	
-27	62833-45	W	* SPACER	AR	
-28	67107-00		* BRACKET - Nose gear aligner guide	1	
-29	21710-00	W	* WASHER - Nose gear lock	1	
-30	67148-00		* TUBE ASSEMBLY - Nose gear strut, upper	1	
-31	21831-04	W	* * BEARING - Tube assembly, nose gear strut	1	
-32	67026-07		* * BEARING	2	
-32a	484 828		* RING - Compression (R19047)	1	
-33	67245-00		* PLATE - Orifice	1	
-34	455 124	W	* CORE - Air valve (AN809-1)	1	
-35	453 124	W	* BODY - Air valve (AN812-1)	1	
-36	454 053	W	* CAP - Air valve (AN813-1B)	1	
-37	462 024	W	* GASKET - Air valve (AN901-5A)	1	
-38	401 265	W	* BOLT - (AN3H-7A)	3	
	407 564	W	* WASHER - (AN960-10)	3	
-39	80122-88	W	* WASHER - Nose gear	1	
-40	402 344	W	* BOLT - (AN175-32)	2	
	407 586	W	* WASHER - (AN960-516L)	2	
	404 102	W	* NUT - (AN310-5)	2	
	424 052	W	* COTTER PIN - (AN380-2-3)	2	
-41	402 313	W	* BOLT - (AN174-13)	1	
	407 585	W	* WASHER - (AN960-416L)	1	
	407 565	W	* WASHER - (AN960-416)	2	
	404 101	W	* NUT - (AN310-4)	1	
	424 052	W	* COTTER PIN - (AN380-2-3)	1	
-42	404 840	W	* NUT - (MS20364-1414C)	1	

When ordering, always specify Part Number, Description and Serial Number of Aircraft

PIPER PARTS CATALOG

Figure and Index Number	Part Number	Code	NOMENCLATURE	No. Req.	SERIAL NUMBERS AFFECTED
51-43	400 744		* BOLT - (AN25-30A)	2	
	407 587	W	* WASHER - (AN960-516L)	AR	
	404 837	W	* NUT - (MS20364-524C)	2	
-44	67758-00	D	BUSHING - Trunnion assembly	2	
-45	451 734		TIRE - (5 00 x 5, 6 ply, Type III) McCreary	1	
	761 978	W	TIRE - (5 00 x 5, 6 ply, Type III) B F Goodrich (heavy duty)	1	
	451 752		TIRE - (5 00 x 5, 6 ply, Type III) McCreary (heavy duty)	1	
-46	451 739		TUBE - (5 00 x 5)	1	
-47	551 792	A	WHEEL ASSEMBLY - (40-77B) Cleveland	1	
	551 772	B	WHEEL ASSEMBLY - (D-30500) McCauley	1	
-48	758 397	C	* BUSHING - Valve stem (A-30653)	1	
-49	424 146	W	PIN - (MS20392-1C19)	1	
	407 561	W	WASHER - (AN960-4)	1	
	424 052	W	COTTER PIN - (MS24665-134)	1	
-50	69669-89		PLACARD - Oleo service instructions	1	
-51	35669-06		PLACARD - Turn limit	1	
-52	35669-05		PLACARD - Turn limit center mark	1	
-53	67106-00		NUT - Nose gear axle	1	

When ordering, always specify Part Number, Description and Serial Number of Aircraft

2A23 THRU 2A24
INTENTIONALLY LEFT BLANK

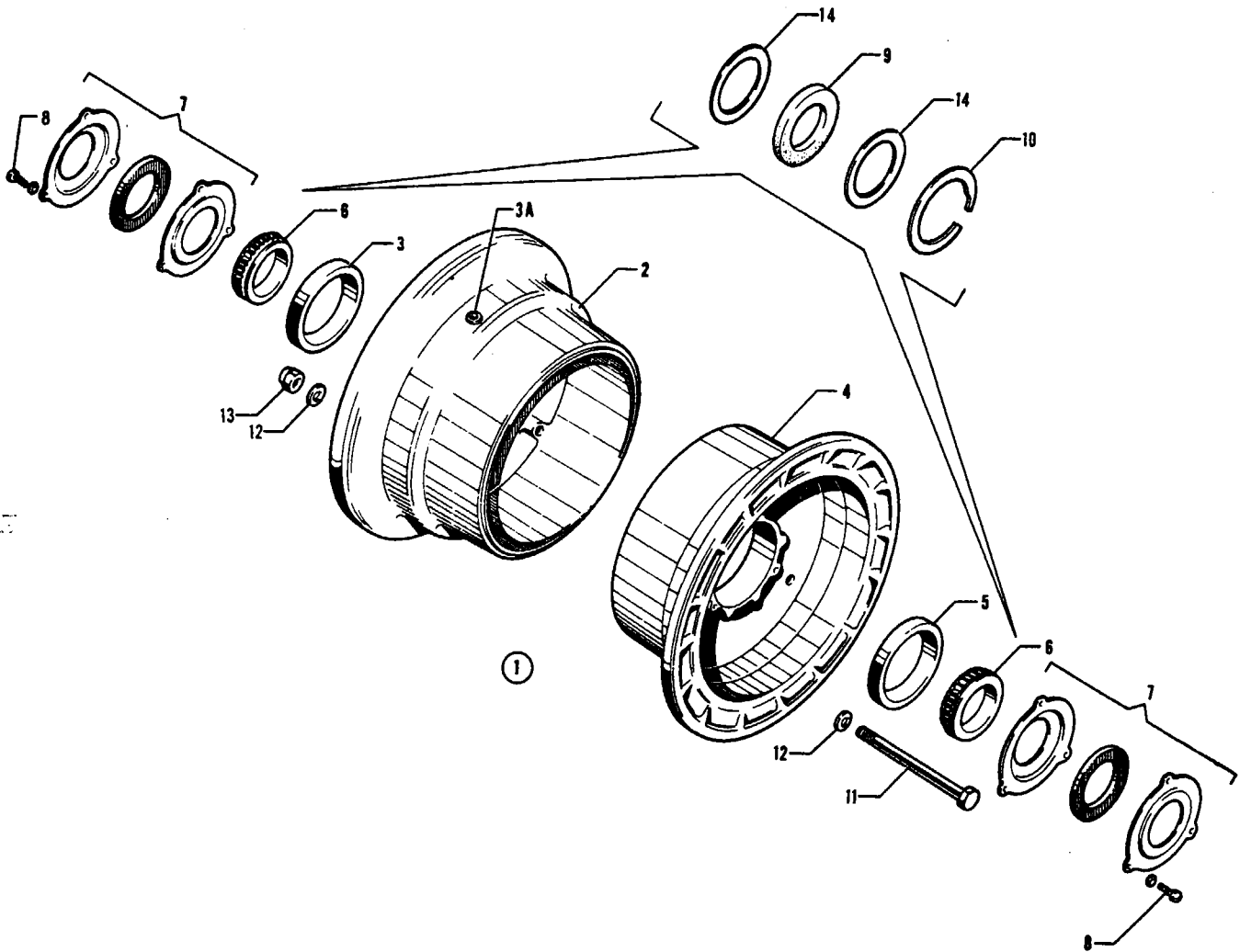


Figure 52. Nose Wheel Assembly (Cleveland)

PIPER PARTS CATALOG

CODE EXPLANATIONS FOR FIGURE 52

- A - Used on PA-32-260 with serial numbers 32-1 to 32-7200029 inclusive, and PA-32-300 with serial numbers 32-40000 to 32-7240100 inclusive. Part is no longer available. Order Wheel Assembly Part No 551 766 and two spacer bushings, Part No 66618-02 when replacing Model No 38501 Wheel. Order Part No 551 766 Wheel only if Model 40-76B or 40-76F has previously been installed.
- B - Used on PA-32-260 with serial numbers 32-7200030 and up, and PA-32-300 with serial numbers 32-7240101 and up. Ascertain vendor part number stamped on nameplate of wheel assembly before ordering.
- C - Used on PA-32R-300 only.
- D - Used on Model 38501 Wheel Assembly only.
- E - Used on Model 40-76B or 40-76F Wheel Assembly only.
- F - Used on Model 40-77B Wheel Assembly only.
- G - Used with Model 40-56B Wheel Assembly only.
- W - These parts must be ordered from Service Spares Department, Piper Aircraft, Lock Haven, Penna.

PIPER PARTS CATALOG

Figure and Index Number	Part Number	Code	NOMENCLATURE	No Req	SERIAL NUMBERS AFFECTED
52-1	451 755	A.W	WHEEL ASSEMBLY - Nose (Cleveland 38501)	1	
	551 766	B	WHEEL ASSEMBLY - Nose (Cleveland 40-76F)	1	
	551 785	B	WHEEL ASSEMBLY - Nose (Cleveland 40-56B)	1	
-2	551 792	C	WHEEL ASSEMBLY - Nose (Cleveland 40-77B)	1	
	753 128	D.W	* WHEEL HALF ASSEMBLY - Outer (3041A) with valve hole	1	
	756 665	E	* WHEEL HALF ASSEMBLY - Outer (162-45) with valve hole	1	
3	763 718	G	* WHEEL HALF ASSEMBLY - Outer (162-69) with valve hole	1	
	756 667	F	* WHEEL HALF ASSEMBLY - Outer (162-53) with valve hole	1	
	751 494	D.E.W	* * CUP - Bearing (13836)	1	
-3a	763 287	G	* * CUP - Bearing (LM29710)	1	
	757 831	F	* * CUP - Bearing (08231)	1	
	755 048	F	* * GROMMET - (217-00100)	1	
-4	753 129	D.W	* WHEEL HALF ASSEMBLY - Inner (3045A)	1	
	756 666	E	* WHEEL HALF ASSEMBLY - Inner (161-47)	1	
	763 719	G	* WHEEL HALF ASSEMBLY - Inner (161-74)	1	
-5	756 668	F	* WHEEL HALF ASSEMBLY - Inner (161-55)	1	
	751 494	D.E.W	* * CUP - Bearing (13836)	1	
	763 287	G	* * CUP - Bearing (LM29710)	1	
-6	757 831	F	* * CUP - Bearing (08231)	1	
	751 489	D.E.W	* BEARING - Cone (13889)	2	
	753 448	G.W	* BEARING - Cone (LM29749)	2	
-7	750 063	F.W	* BEARING - Cone (08125)	2	
	752 882	D.W	* GREASE SEAL ASSEMBLY - (B39001)	2	
	756 129	D.W	* * SCREW - (8-32 x 1/2)	3	
-8	407 134	D.W	* * WASHER - (AN936A8)	3	
	754 804	F	* FELT - Grease seal (154-6)	2	
	751 819	E.G.W	* FELT - Grease seal (154-14)	2	
-9	756 008	F	* RING - Snap (155-2)	2	
	752 830	E.G.W	* RING - Snap (3023)	2	
	751 384	D.W	* BOLT - Wheel (AN4-36A)	3	
-10	751 405	E.W	* BOLT - Wheel (AN5-35A)	3	
	758 456	G	* BOLT - Wheel (AN5-34A)	3	
	400 015	F.W	* BOLT - Wheel (AN4-22A)	3	
-11	407 565	D.F.W	* WASHER - Wheel bolt (AN960-416)	6	
	407 566	E.G.W	* WASHER - Wheel bolt (AN960-516)	6	
	404 888	D.F.W	* NUT - Wheel bolt (AN365-428)	3	
-12	404 889	E.G.W	* NUT - Wheel bolt (AN365-524)	3	
	756 007	F	* RING - Grease seal (153-8)	4	
	755 964	E.G.W	* RING - Grease seal (153-9)	4	

When ordering, always specify Part Number, Description and Serial Number of Aircraft

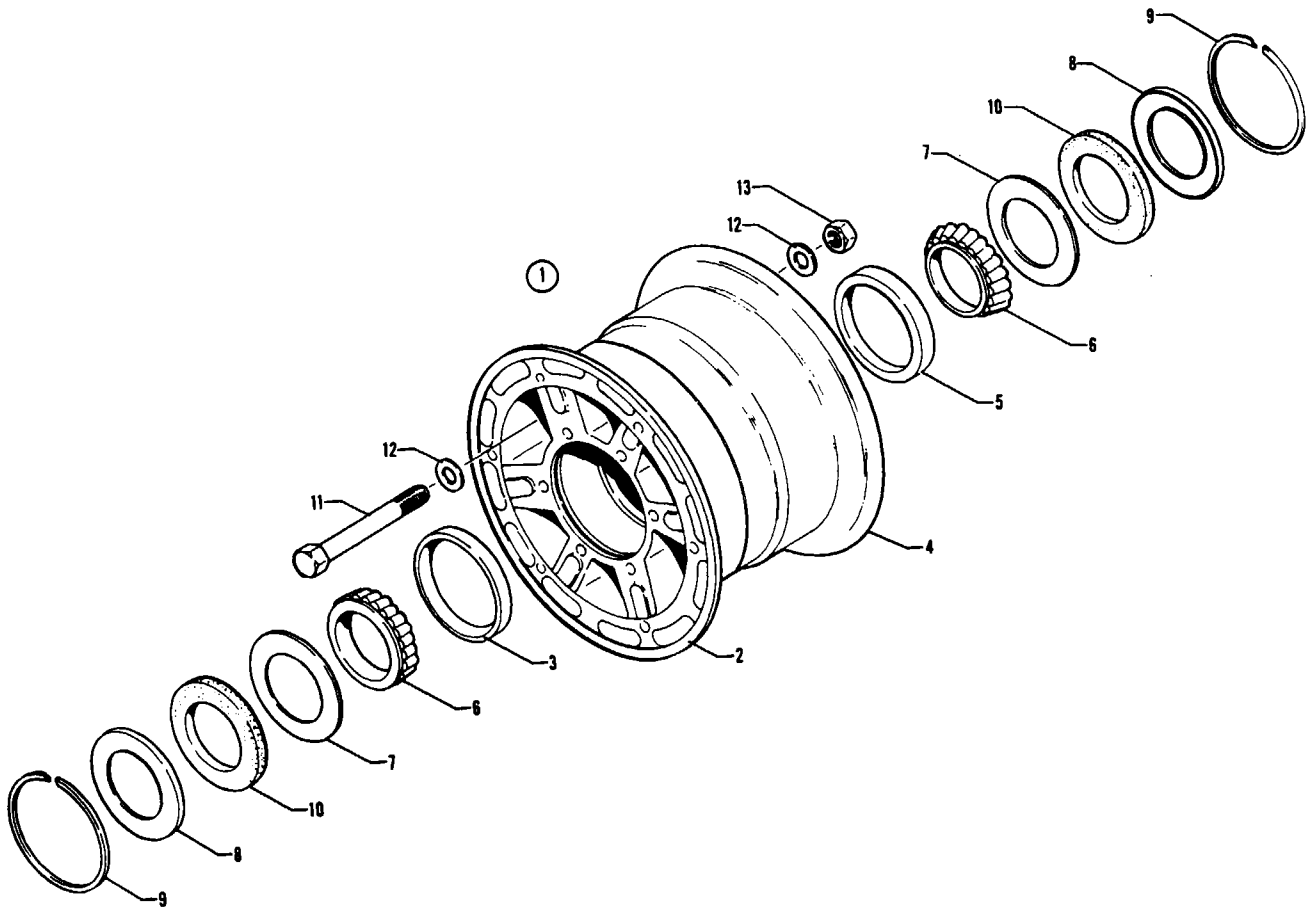


Figure 52A. Nose Wheel Assembly (McCauley)

PIPER PARTS CATALOG

CODE EXPLANATIONS FOR FIGURE 52A

- A - Used on PA-32-260 with serial numbers 32-1 to 32-7800006 incl , and PA-32-300 with serial numbers 32-40000 to 32-7840101 incl
- B - Used on PA-32-260 with serial numbers 32-7800007 and up, and PA-32-300 with serial numbers 32-7840102 and up
- C - Used on Model D-30625 Wheel Assembly only
- D - Used on Model D-30665 Wheel Assembly only
- W - These parts must be ordered from Service Spares Department, Piper Aircraft, Lock Haven Penna

PIPER PARTS CATALOG

Figure and Index Number	Part Number	Code	NOMENCLATURE	No. Req.	SERIAL NUMBERS AFFECTED
52A-1	551 773	A	WHEEL ASSEMBLY - Nose (D-30625)	1	
	551 779	B	WHEEL ASSEMBLY - Nose (D-30665)	1	
-2	756 688	C	WHEEL - Half, inner (C-30608)	1	
	763 712	D	WHEEL - Half, inner (D-30667)	1	
-3	763 216		CUP - Bearing (A-30079-1)	1	
-4	756 687	C	WHEEL - Half, outer (C-30605)	1	
	763 713	D	WHEEL - Half, outer (D-30657)	1	
-5	763 216		CUP - Bearing (A-30079-1)	1	
-6	758 392		BEARING - Cone (A-30079-2)	2	
-7	762 559		RETAINER - (A-30015)	2	
-8	762 558	W	RETAINER - (A-30014)	2	
-9	762 562		RING - Retaining (A-1636-24)	2	
-10	754 855		FELT - Retainer (A-30010)	2	
-11	758 394		BOLT - (A-2513-75)	3	
-12	756 685		WASHER - (A-1638-1)	6	
-13	752 571		NUT - (A-1639-1)	3	

When ordering, always specify Part Number, Description and Serial Number of Aircraft

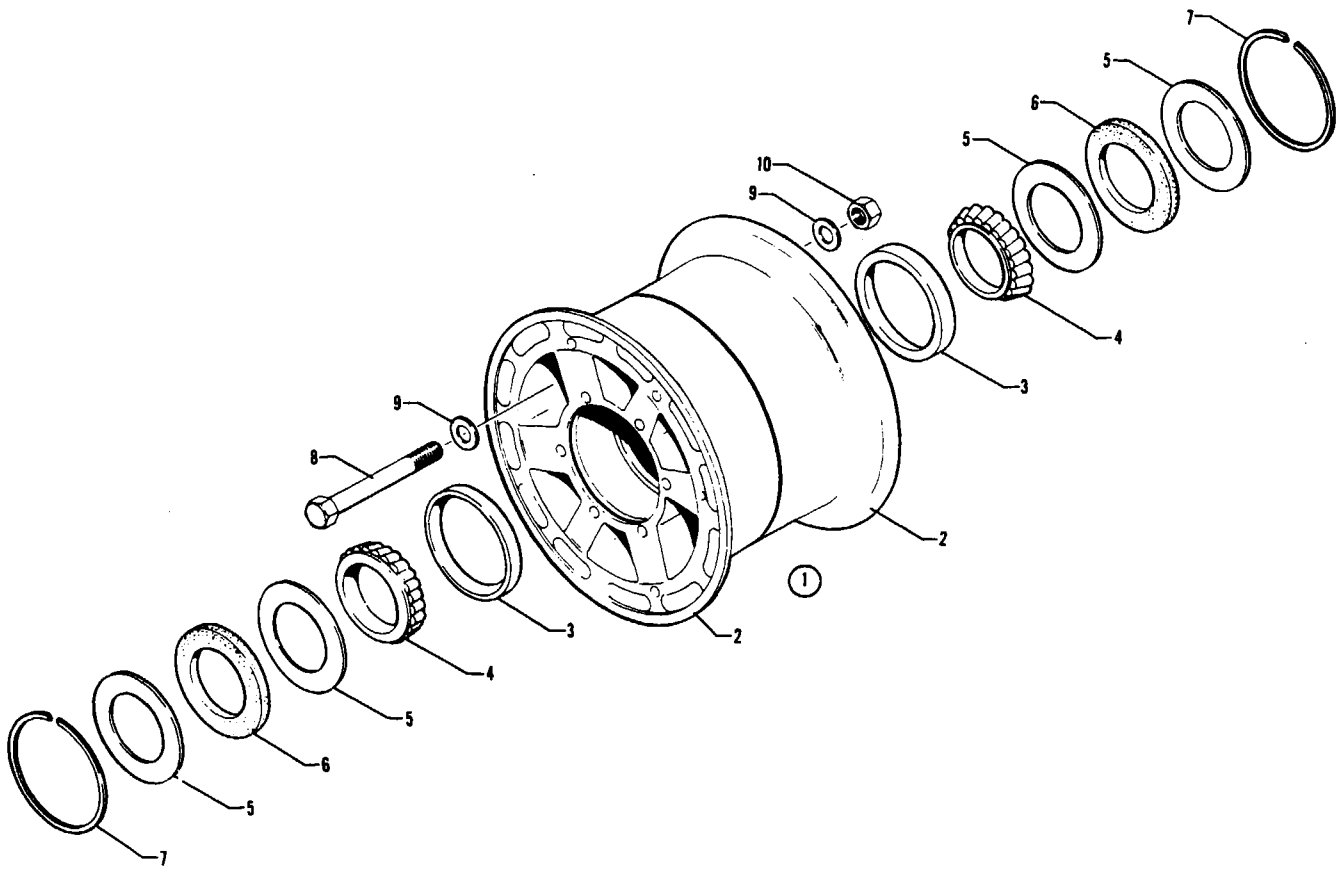


Figure 52B. Nose Wheel Assembly (McCauley)

PIPER PARTS CATALOG

CODE EXPLANATIONS FOR FIGURE 52B

PIPER PARTS CATALOG

Figure and Index Number	Part Number	Code	NOMENCLATURE	No. Req.	SERIAL NUMBERS AFFECTED
52B-1	551 772		WHEEL ASSEMBLY - Nose (D-30500)	1	
-2	756 686		WHEEL - Half (C-30598)	2	
-3	763 215		CUP - Bearing (A-30078-1)	1	
-4	758 391		BEARING - Cone (A-30078-2)	2	
-5	762 560		RETAINER - (A-30048)	4	
-6	754 856		FELT - (A-30047)	2	
-7	762 561		RING - Retaining (A-1636-23)	2	
-8	758 393		BOLT - (A-2513-73)	3	
-9	756 685		WASHER - (A-1638-1)	6	
-10	752 571		NUT - (A-1639-1)	3	

When ordering, always specify Part Number, Description and Serial Number of Aircraft

PIPER PARTS CATALOG

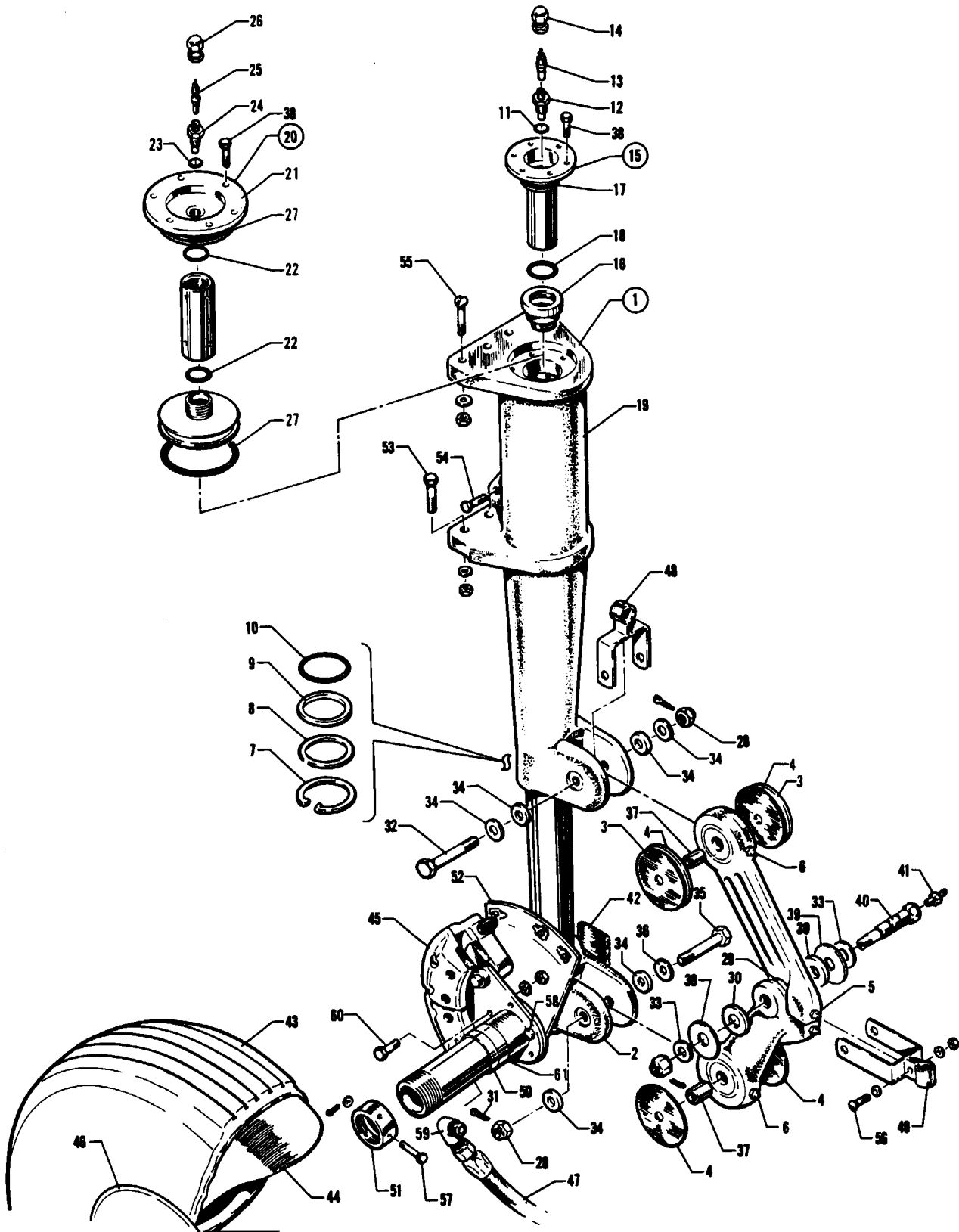


Figure 53 Main Gear Installation

PIPER PARTS CATALOG

CODE EXPLANATIONS FOR FIGURE 53

- A - Used on PA-32-260 only.
- B - Used when gear cylinder is stamped with Piper Part No 65319
- C - Used when gear cylinder forging is stamped with Piper Part No 65441-00 or 65441-02
- D - When ordering for PA-32-260 with serial numbers 32-1 to 32-7200038 inclusive, and PA-32-300 with serial numbers 32-40000 to 32-7420119 inclusive, ascertain if existing links are marked with forging number 78031-0. If number 78031-0 does not appear on link forging, links must be ordered in pairs along with two 63312-02 washers
- E - See Figure 56 for component parts
- F - See Figure 61 for component parts
- G - Used on PA-32-260 with serial numbers 32-662 and up, and PA-32-300 with serial numbers 32-40000 and up
- H - Used on PA-32-260 with serial numbers 32-1 to 32-7700023 inclusive, and PA-32-300 with serial numbers 32-40000 to 32-7840043 inclusive
- J - Used on PA-32-260 with serial numbers 32-1 to 32-7700023 inclusive, and PA-32-300 with serial numbers 32-40000 to 32-7840043 inclusive. Order Greaser Bolt Replacement Kit 760 910 if shoulder bolt is installed
- K - Used on PA-32-260 with serial numbers 32-7800001 and up, and PA-32-300 with serial numbers 32-7840044 and up
- L - Used on PA-32-260 with serial numbers 32-1 to 32-7700023 inclusive, and PA-32-300 with serial numbers 32-40000 to 32-7740113 inclusive
- M - Used on PA-32-260 with serial numbers 32-7800001 and up, and PA-32-300 with serial numbers 32-7840001 and up
- W - These parts must be ordered from Service Spares Department, Piper Aircraft, Lock Haven, Penna

PIPER PARTS CATALOG

Figure and Index Number	Part Number	Code	NOMENCLATURE	No Req	SERIAL NUMBERS AFFECTED
53-	68103		DRAWING - Main Gear Installation		
-1	65493-910		GEAR ASSEMBLY - Main, left (less tire, tube, wheel and brake assembly)	1	
	65493-911		GEAR ASSEMBLY - Main, right (less tire, tube, wheel and brake assembly)	1	
-2	78738-04		* STUB AXLE AND OLEO PISTON ASSEMBLY - Left	1	
	78738-05		* STUB AXLE AND OLEO PISTON ASSEMBLY - Right	1	
-3	63311-03		* WASHER - (005 thick)	AR	
-4	63311-00		* WASHER - Bearing (063 thick)	4	
-5	78033-00	D	* LINK ASSEMBLY - Torque	2	
-6	460 691	W	* * FITTING - Lubricator (AN944-101)	2	
-7	63314-00		* RETAINER RING - Piston	1	
-8	63307-00		* RING - Piston spacer	1	
-9	486 188		* RING - Scraper (AN6231-18)	1	
-10	484 769		* QUAD RING - (4326)	1	
-11	462 024	A,B,W	* GASKET - Air valve (AN901-5A)	1	
-12	453 124	A,B,W	* VALVE - Air (AN812-1)	1	
-13	455 124	A,B,W	* CORE - Air valve (AN809-1)	1	
-14	454 053	A,B,W	* CAP - Air valve (AN813-1B)	1	
-15	65005-00	A,B	* TUBE ASSEMBLY - Metering (with cylinder head)	1	
-16	65006-00	A,B	* ORIFICE ASSEMBLY	1	
-17	484 711	A,B,W	* "O" RING - (AN6227-23)	1	
-18	484 746	A,B	* "O" RING - (AN6227-19)	1	
-19	65319-04	A,B	* CYLINDER - Main gear	1	
	65490-00	C	* CYLINDER - Main gear	1	
-20	65488-00	C	* HEAD ASSEMBLY - Main gear cylinder	1	
-21	65485-00	C	* * HEAD - Main gear cylinder	1	
-22	484 789	C	* * "O" RING - (MS28775-116)	2	
-23	462 024	C,W	* * GASKET - Air valve (AN901-5A)	1	
-24	453 124	C,W	* * VALVE - Air (AN812-1)	1	
-25	455 124	C,W	* * CORE - Air valve (AN809-1)	1	
-26	454 053	C,W	* * CAP - Air valve (AN813-1B)	1	
-27	462 036	C,G	* "O" RING - (AN6230-9)	2	
-28	404 122		* NUT - (AN310-C5)	2	
-29	63312-00		* WASHER - Torque link spacer	1	
-30	63312-02		* WASHER - Torque link spacer	2	
-31	424 095	W	* COTTER PIN - (MS24665-151)	2	
-32	400 166		* BOLT - (AN5-23)	1	
-33	407 589	W	* WASHER - (AN960-816L)	2	
-34	407 566	W	* WASHER - (AN960-516)	6	
-35	400 165		* BOLT - (AN5-22)	1	
-36	407 586	W	* WASHER - (AN960-516L)	1	
-37	63310-00		* SPACER - Torque link	2	
-38	401 918	W	* BOLT - (AN74A-3)	6	
-39	62833-27		* WASHER - Torque link bolt	2	
-40	79543-02	J	* BOLT - Main gear torque link	1	
	400 302	K	* BOLT - Main gear torque link (AN8-21)	1	
	404 105	W	* NUT - (AN310-8)	1	
	424 059	W	* COTTER PIN - (MS24665-283)	1	
-41	460 691	H,W	* FITTING - Lubricator (AN944-101)	1	

When ordering, always specify Part Number, Description and Serial Number of Aircraft

PIPER PARTS CATALOG

Figure and Index Number	Part Number	Code	NOMENCLATURE	No Req	SERIAL NUMBERS AFFECTED
53-42	65369-00		PLACARD - Oleo service instruction (decal)	2	
-43	451 724		TIRE - (6 00 x 6 6 ply) McCreary	2	
	761 972	W	TIRE - (6 00 x 6, 6 ply) B F Goodrich	2	
	761 995	W	TIRE - (6 00 x 6, 6 ply) McCreary Airhawk	2	
-44	451 735	W	TUBE - (6 00 x 6)	2	
-45	551 706	F	BRAKE ASSEMBLY - (30-65)	2	
-46	551 765	E	WHEEL ASSEMBLY - Main (Cleveland 40-90A)	2	
-47	63901-17		HOSE - Brake line	2	
-48	63332-03		CLIP - Hose, top and bottom	4	
-49	63332-05		CLIP - Hose, center	2	
-50	63484-00		SPACER - Main gear axle (153 wide)	2	
-51	63483-00		NUT - Axle (71 long)	2	
	66820-00		NUT - Axle (1 09 long)	2	
-52	63370-05	L	BRACKET ASSEMBLY - Wheel fairing, left	1	
	63370-04	L	BRACKET ASSEMBLY - Wheel fairing, right	1	
	37880-02	M	BRACKET ASSEMBLY - Wheel fairing, left	1	
	37880-03	M	BRACKET ASSEMBLY - Wheel fairing, right	1	
-53	401 311		BOLT - (AN4-11A)	8	
	407 565	W	WASHER - (AN960-416)	4	
	407 585	W	WASHER - (AN960-416L)	4	
	404 888	W	NUT - (MS20365-428C)	8	
-54	400 003	W	BOLT - (AN4-6A)	4	
	407 565	W	WASHER - (AN960-416)	4	
	404 888	W	NUT - (MS20365-428C)	4	
-55	416 346	A	SCREW - (AN525-416-20)	8	32-1 to 32-661 inclusive
	416 347	K	SCREW - (AN525-416-22)	8	
	407 585	W	WASHER - (AN960-416L)	8	
	404 888	W	NUT - (MS20365-428C)	8	
-56	415 737	W	SCREW - (AN515-6R6)	6	
	407 562	W	WASHER - (AN960-6)	12	
	404 909	W	NUT - (MS20365-632C)	6	
-57	424 163	W	PIN - Clevis (AN392-53)	2	
	407 561	W	WASHER - (AN960-4)	2	
	424 050	W	COTTER PIN - (AN380-1)	2	
-58	400 003	W	BOLT - (AN4-6A)	6	
	407 565	W	WASHER - (AN960-416)	9	
	406 637		NUT - (H10 4)	6	
-59	458 894	W	ELBOW - (AN822-4D)	2	
-60	400 003	W	BOLT - (AN4-6A)	6	
	407 565	W	WASHER - (AN960-416)	9	
	404 836	W	NUT - (MS20364-428C)	6	
-61	63308-00		SPACER - Wheel (50 wide)	2	

When ordering, always specify Part Number Description and Serial Number of Aircraft

PIPER PARTS CATALOG

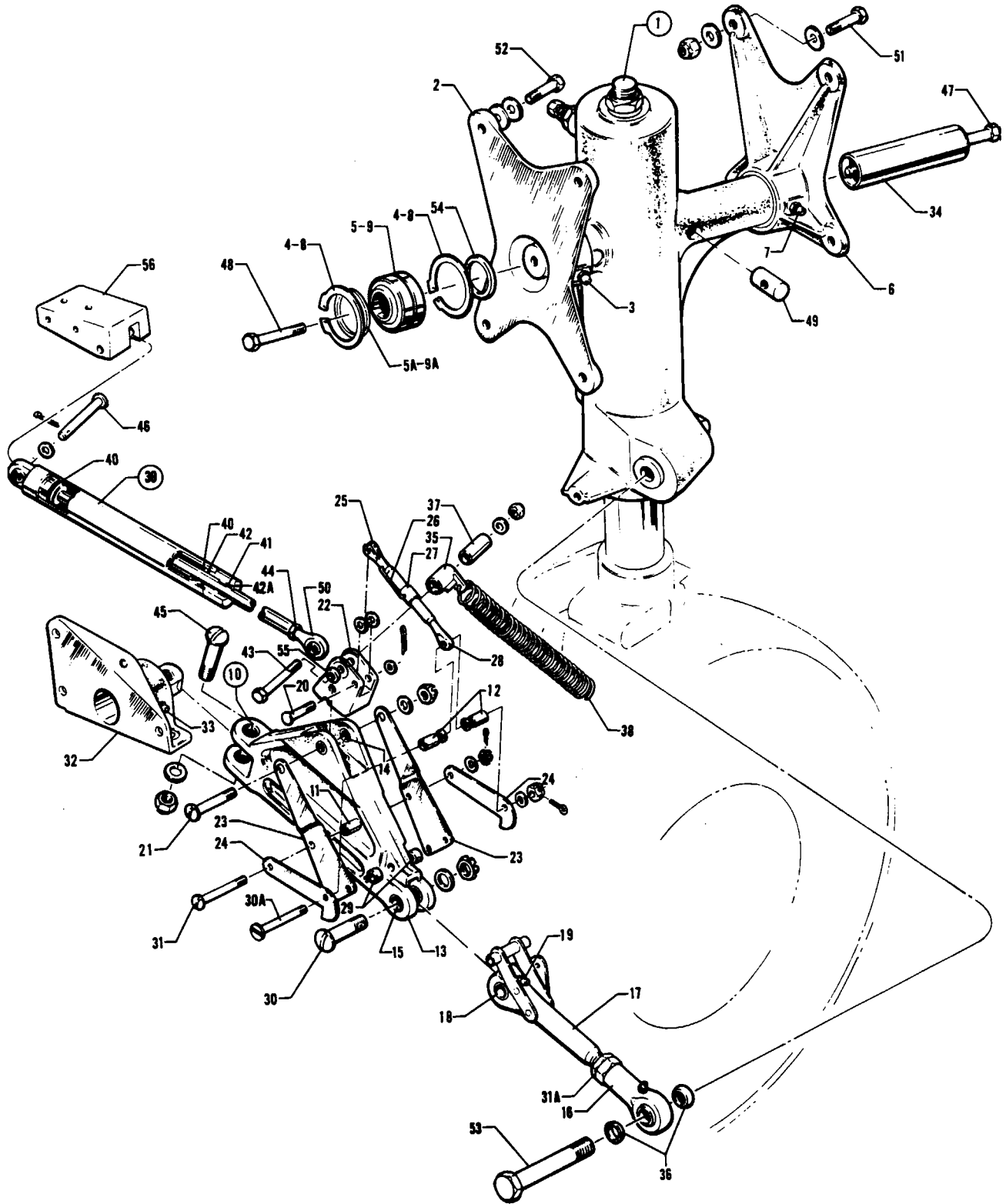


Figure 54 Main Gear Installation

PIPER PARTS CATALOG

CODE EXPLANATIONS FOR FIGURE 54

A - See Figure 55 for component parts.

W - These parts must be ordered from Service Spares Department, Piper Aircraft, Lock Haven, Penna.

PIPER PARTS CATALOG

Figure and Index Number	Part Number	Code	NOMENCLATURE	No Req	SERIAL NUMBERS AFFECTED
54-	95912		DRAWING - Main Landing Gear Installation		
-1	96766-06	A	GEAR ASSEMBLY - Main, left (less tire, tube, wheel and brake assembly)	1	
	96766-07	A	GEAR ASSEMBLY - Main, right (less tire, tube, wheel and brake assembly)	1	
-2	67040-14		FITTING ASSEMBLY - Forward trunnion, left	1	
	67040-15		FITTING ASSEMBLY - Forward trunnion, right	1	
-3	460 691	W	* FITTING - Lubricator (AN944-101)	1	
-4	484 719		* RING - Retainer (5008-175)	2	
-5	452 575		* BEARING - Spherical (PS10020-10-2)	1	
-5a	62833-44		* SPACER	AR	
-6	67042-13		FITTING ASSEMBLY - Aft trunnion	2	
-7	460 691	W	* FITTING - Lubricator (AN944-101) Straight	1	
-8	484 719		* RING - Retainer (5008-175)	2	
-9	452 575		* BEARING - Spherical (PS10020-10-2)	1	
-9a	62833-44		* SPACER	AR	
-10	67025-05		TRUSS ASSEMBLY - Main gear, left	1	
	67025-06		TRUSS ASSEMBLY - Main gear, right	1	
-11	63900-88		* BUSHING - Main gear truss assembly	1	
-12	63900-130		* BUSHING - Main gear truss assembly	2	
-13	67025-02		* LINK ASSEMBLY - Main gear truss assembly	1	
-14	63900-89		* * BUSHING - Main gear truss assembly	2	
-15	14843-16	W	* * BUSHING - Main gear truss assembly	4	
-16	452 368		* BEARING - Main gear truss assembly (PS10020-2-2RG)	1	
-17	67797-04		* LINK ASSEMBLY - Main gear truss assembly, left	1	
	67797-05		* LINK ASSEMBLY - Main gear truss assembly, right	1	
-18	65003-44		* * BUSHING - Main gear truss assembly	2	
-19	460 860	W	* * FITTING - Lubricator (MS15001-2)	1	
-20	424 181	W	* PIN - Flat head (AN393-25)	1	
	407 584	W	* WASHER - (AN960-10L)	3	
	424 051	W	* COTTER PIN - (AN380-2-2)	1	
-21	400 711	W	* BOLT - (AN24-26)	1	
	407 565	W	* WASHER - (AN960-416)	1	
	404 393	W	* NUT - (AN320-4)	1	
	424 051	W	* COTTER PIN - (AN380-2-2)	1	
-22	67031-02		* FITTING - Gear retraction, left	1	
	67031-03		* FITTING - Gear retraction, right	1	
-23	67024-00		* PLATE - Left gear, front and right gear, rear	1	
	67024-01		* PLATE - Left gear, rear and right gear, front	1	
-24	67028-00		* HOOK - Main gear truss assembly	2	
-25	461 131		* FORK - (NAS645-16RS)	1	
-26	554 979	W	* CLIP - Turnbuckle (MS21256-1)	1	
-27	452 009	W	* BARREL - Turnbuckle (NAS649B-16S)	1	
-28	459 957		* EYE - Turnbuckle (NAS648-16LS)	1	
-29	14175-103	W	* BUSHING - Main gear truss assembly	2	
-30	402 927		* BOLT - (NAS464-6-16)	1	
	407 587	W	* WASHER - (AN960-616L)	1	
	404 395	W	* NUT - (AN320-6)	1	
	424 059	W	* COTTER PIN - (AN380-3-3)	1	
-30a	400 880		* BOLT - (AN23-28)	1	
	407 564	W	* WASHER - (AN960-10)	2	
	407 584	W	* WASHER - (AN960-10L)	1	
	404 100	W	* NUT - (AN310-3)	1	
	424 051	W	* COTTER PIN - (MS24665-132)	1	

When ordering, always specify Part Number, Description and Serial Number of Aircraft

PIPER PARTS CATALOG

Figure and Index Number	Part Number	Code	NOMENCLATURE	No Req.	SERIAL NUMBERS AFFECTED
54-31	400 880		* BOLT - (AN23-28)	1	
	407 584	W	* WASHER - (AN960-10L)	1	
	404 100	W	* NUT - (AN310-3)	1	
	424 051	W	* PIN - Cotter (AN380-2-2)	1	
-31a	404 326		* NUT - Check (AN316-8R)	1	
-32	95643-06		BRACKET ASSEMBLY - Main gear truss, left	1	
	95643-07		BRACKET ASSEMBLY - Main gear truss, right	1	
-33	460 691	W	* FITTING - Lubricator, straight (AN944-101)	1	
	460 801	W	* FITTING - Lubricator, 90 degrees (MS15001-4)	1	
-34	67502-00		RETAINER ASSEMBLY - Main gear	2	
-35	67202-00		SWIVEL ASSEMBLY - Side brace spring attachment	2	
-36	21822-00	W	BUSHING - Tapered, truss assembly	4	
-37	63900-85		BUSHING - Spring attachment	2	
-38	67203-00		SPRING - Main gear downlock	2	
-39	96860-00		CYLINDER ASSEMBLY - Hydraulic	2	
-40	484 706	W	* "O" RING - (AN6227-11)	2	
-41	484 748	W	* "O" RING - (AN6227-8)	1	
-42	755 997		* RETAINER - Main gear cylinder (SFD1400-1)	1	
-42a	756 053		* RING - Back-up (MS28782-8)	1	
-43	400 450	W	BOLT - (AN3-17A)	2	
	407 564	W	WASHER - (AN960-10)	2	
	404 887	W	NUT - (MS20365-1032C)	2	
-44	404 225	W	NUT - (AN315-4R)	2	
-45	400 761	W	BOLT - (AN26-25)	2	
	407 567	W	WASHER - (AN960-616)	2	
	404 395	W	NUT - (AN320-6)	2	
	424 059	W	COTTER PIN - (MS24665-283)	2	
-46	424 187	W	PIN - (MS20392-2C37)	2	
	407 564	W	WASHER - (AN960-10)	2	
	424 052	W	COTTER PIN - (MS24665-134)	2	
-47	401 335		BOLT - (AN4-40A)	2	
-48	400 012		BOLT - (AN4-17A)	2	
	62833-124		WASHER	2	
-49	406 660	W	NUT - Barrel (1452-048)	4	
-50	452 334		BEARING - (PS10020-1-6RX)	2	
-51	401 188	W	BOLT - (AN5-10A)	8	
	407 566	W	WASHER - (AN960-516)	16	
	404 889	W	NUT - (MS20365-524C)	8	
-52	401 189	W	BOLT - (AN5-11A)	8	
	407 566	W	WASHER - (AN960-516)	16	
-53	402 960		BOLT - (NAS464P8A-44)	2	
	407 569	W	WASHER - (AN960-816)	2	
	404 832	W	NUT - (MS20364-820C)	2	
-54	67198-00		WASHER - Main gear	2	
-55	95061-64		BUSHING	2	
-56	67071-00		BRACKET - Main gear cylinder, left	1	
	67071-01		BRACKET - Main gear cylinder, right	1	

When ordering, always specify Part Number, Description and Serial Number of Aircraft

PIPER PARTS CATALOG

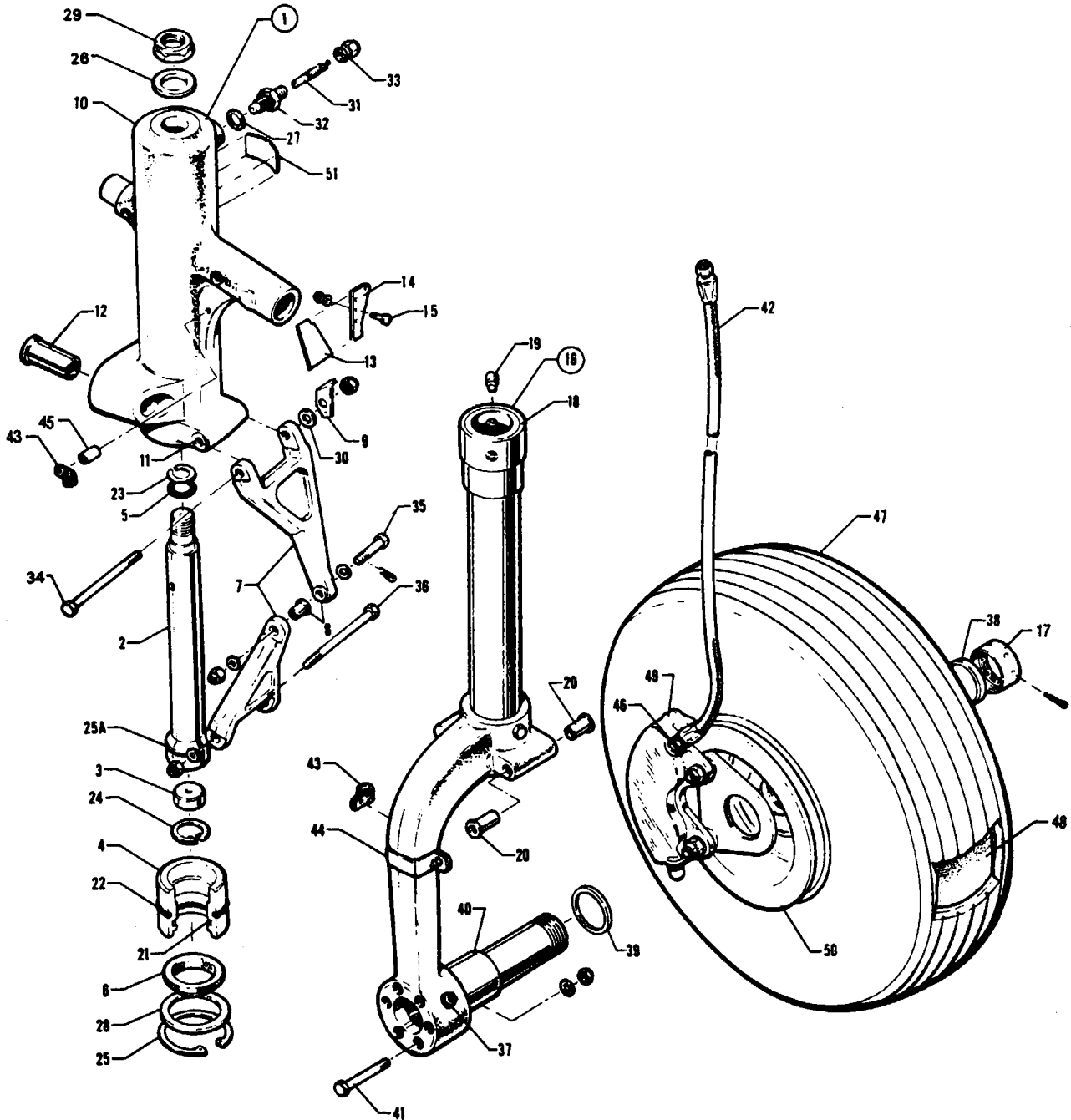


Figure 55 Main Gear Assembly

REVISED: APRIL 1980

2B18

PA-32R-300

PIPER PARTS CATALOG

CODE EXPLANATIONS FOR FIGURE 55

- A - See Figure 61 for component parts.
- B - See Figure 56 for component parts.
- C - Used if heavy duty wheels, brakes and tires are installed.
- D - Used if heavy duty wheels, brakes and tires are not installed.
- W - These parts must be ordered from Service Spares Department, Piper Aircraft, Lock Haven, Penna.

PIPER PARTS CATALOG

Figure and Index Number	Part Number	Code	NOMENCLATURE	No. Req.	SERIAL NUMBERS AFFECTED
55-	95912		DRAWING - Main Landing Gear Installation		
-1	96766-06		GEAR ASSEMBLY - Main, left (less tire, tube, wheel and brake assembly)	1	
	96766-07		GEAR ASSEMBLY - Main, right (less tire, tube, wheel and brake assembly)	1	
-2	20754-02	W	* ORIFICE - Main landing gear	1	
-3	79800-02		* PLATE - Orifice	1	
-4	67755-00		* BEARING - Landing gear	1	
-5	484 790		* "O" RING - (MS28775-210)	1	
-6	187 627		* STRIP - Wiper (S-35-29, Code 10V90-117)	1	
-7	67012-00		* LINK ASSEMBLY - Landing gear torque	2	
-8	751 369	W	* * BUSHING - Landing gear strut	1	
-9	67023-00		* BRACKET - Squat switch actuator, left	1	
-10	67926-04		* TRUNNION ASSEMBLY - Main gear, left	1	
	67926-05		* TRUNNION ASSEMBLY - Main gear, right	1	
-11	67026-07		* * BEARING - Main gear trunnion	2	
-12	67026-06		* * BUSHING - Main gear trunnion	1	
-13	37732-00		* * BRACKET - Gear switch, left	1	
-14	67753-00		* * PLATE - Spring attachment	1	
-15	401 266	W	* * BOLT - (AN3-5A)	2	
	407 584	W	* * WASHER - (AN960-10L)	2	
	404 887	W	* * NUT - (MS20365-1032C)	2	
-16	67037-06		* STRUT ASSEMBLY - Main gear	1	
-17	66820-00		* * NUT - Main gear axle assembly	1	
-18	67036-00		* * BEARING - Main strut, upper	1	
-19	20784-00	W	* * PIN - Main strut	2	
-20	67026-07		* * BEARING - Main strut	2	
-21	484 799		* "O" RING - (MS28775-327)	1	
-22	462 034	W	* "O" RING - (AN6230-5)	1	
-23	484 714	W	* RING - Retainer (MS28782-15)	1	
-24	484 684		* RING - Snap (N5000-118MD)	1	
-25	484 686		* RING - Snap (N5000-250MD)	1	
-25a	484 828		* RING - Compression (R19047)	1	
-26	80122-89	W	* WASHER - Main gear	1	
-27	462 024	W	* GASKET - Air valve (AN901-5A)	1	
-28	80122-88	W	* WASHER - Main gear	1	
-29	404 843	W	* NUT - (MS20364-1216C)	1	
-30	494 114		* WASHER - (96312) Left	1	
-31	455 124	W	* CORE - Air valve (AN809-1)	1	
-32	453 124	W	* BODY - Air valve (AN812-1)	1	
-33	454 053	W	* CAP - Air valve (AN813-1B)	1	
-34	402 345	W	* BOLT - (AN175-33) Left	1	
	402 344	W	* BOLT - (AN175-32) Right	1	
	407 566	W	* WASHER - (AN960-416) Right	1	
	404 102	W	* NUT - (AN310-5)	1	
	424 052	W	* COTTER PIN - (MS24665-134)	1	
-35	402 312		* BOLT - (AN174-14)	1	
	407 565	W	* WASHER - (AN960-416)	2	
	404 101	W	* NUT - (AN310-4)	1	
	424 052	W	* COTTER PIN - (MS24665-134)	1	
-36	402 344	W	* BOLT - (AN175-32)	1	
	407 586	W	* WASHER - (AN960-516L)	1	
	404 102	W	* NUT - (AN310-5)	1	
	424 052	W	* COTTER PIN - (MS24665-134)	1	

When ordering, always specify Part Number, Description and Serial Number of Aircraft

PIPER PARTS CATALOG

Figure and Index Number	Part Number	Code	NOMENCLATURE	No. Req.	SERIAL NUMBERS AFFECTED
55-37	401 329	W	* BOLT - (AN4-31A)	1	
	407 585	W	* WASHER - (AN960-416L)	1	
	404 836	W	* NUT - (MS20364-428C)	1	
-38	63900-115		BUSHING - Main gear axle	2	
-39	63484-00		BUSHING - Main gear	2	
-40	63900-103		BUSHING - Main gear	2	
-41	401 320		BOLT - (AN4-C20A)	12	
	407 675	W	WASHER - (AN960-C416)	12	
	404 888	W	NUT - (MS20365-428C)	12	
-42	63901-17		HOSE ASSEMBLY - Brake line	2	
-43	554 734		CLAMP - (PS10017-14-9)	4	
-44	67277-00	W	CLAMP	2	
-45	63900-11		BUSHING - Main gear	2	
-46	476 648	W	NIPPLE - (AN816-4D)	2	
-47	451 731		TIRE - (6 00 x 6, 8 ply) McCreary	2	
	761 996		TIRE - (6 00 x 6, 8 ply) McCreary Airhawk (heavy duty)	2	
	761 975		TIRE - (6 00 x 6, 8 ply) B F Goodrich (heavy duty)	2	
-48	451 735	W	TUBE - (6 00 x 6)	2	
-49	551 706	A	BRAKE ASSEMBLY - (30-65)	2	
	551 725	A	BRAKE ASSEMBLY - (30-83A) (heavy duty)	2	
-50	551 765	B	WHEEL ASSEMBLY - Main (40-90A)	2	
	551 770	B	WHEEL ASSEMBLY - Main (40-120C) (heavy duty)	2	
-51	69669-88	D	PLACARD - Oleo service instructions	2	
	69669-35	C	PLACARD - Oleo service instructions	2	

When ordering, always specify Part Number, Description and Serial Number of Aircraft

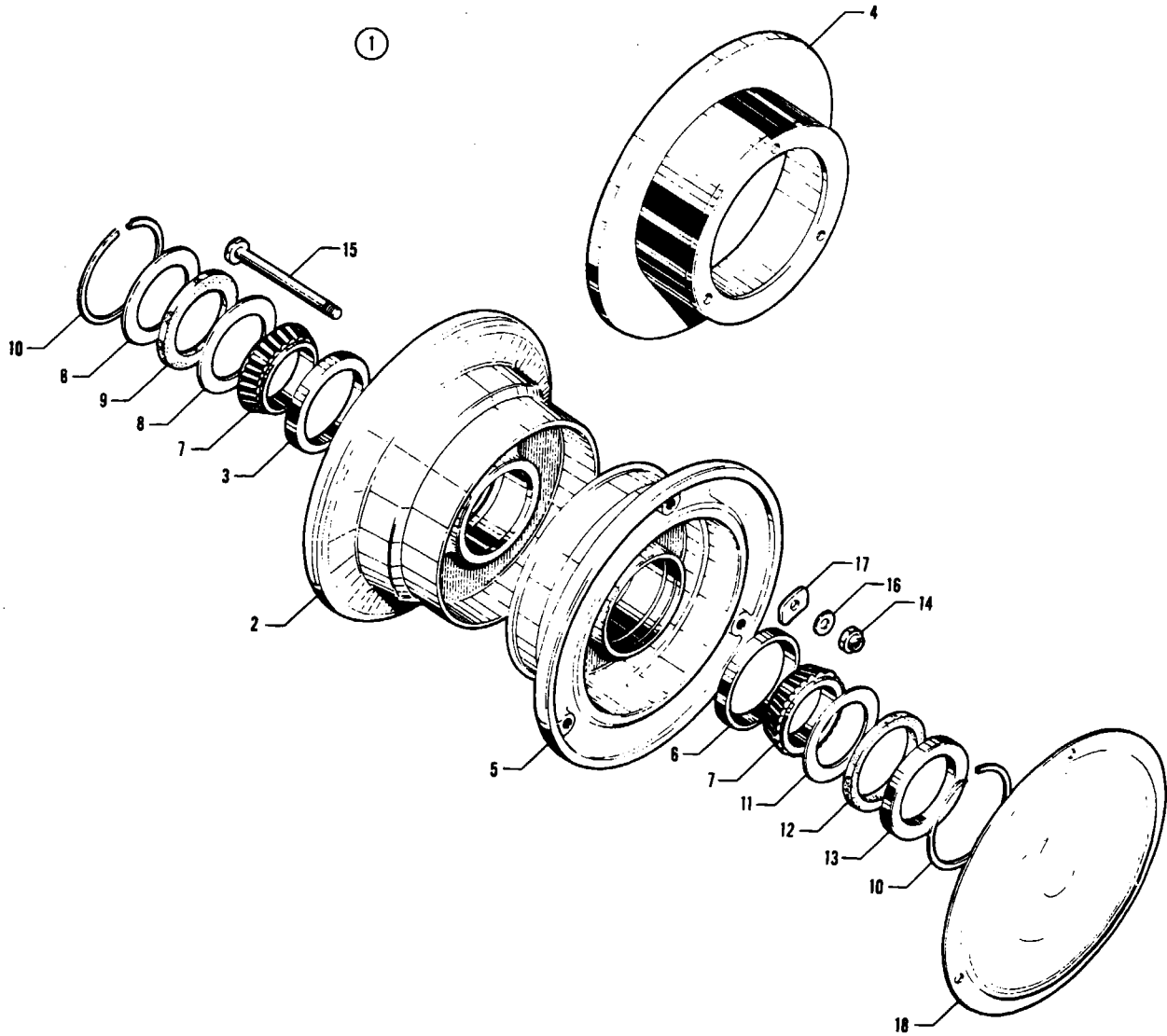


Figure 56. Main Wheel Assembly

PIPER PARTS CATALOG

CODE EXPLANATIONS FOR FIGURE 56

- A - If brake disc is stamped with Cleveland No 164-22A or if bolt hole is spot faced, (2) washers part no 407 566 must be installed under each bolt head and (1) washer part no 407 566 must be installed under each nut. If brake disc is not stamped with Cleveland No 164-22A and bolt hole is not spot faced, (1) washer part no 756 609 must be installed under each bolt head and (1) washer part no 407 566 must be installed under each nut.
- B - One (1) washer used under each bolt head if brake disc is not stamped with Cleveland No 164-22A and bolt hole is not spot faced.
- C - Used on wheel assembly 40-90A only.
- D - Used on wheel assembly 40-120C only.
- W - These parts must be ordered from Service Spares Department, Piper Aircraft, Lock Haven, Penna.

PIPER PARTS CATALOG

Figure and Index Number	Part Number	Code	NOMENCLATURE	No. Req.	SERIAL NUMBERS AFFECTED
56-1	551 765		WHEEL ASSEMBLY - Main (Cleveland 40-90A)	1	
	551 770		WHEEL ASSEMBLY - Main (Cleveland 40-120C) (heavy duty)	1	
-2	756 666	C	* WHEEL - Half, inner (161-47)	1	
	756 679	D	* WHEEL - Half, inner (161-61)	1	
-3	751 494	W	* * CUP - Bearing (13836)	1	
-4	754 643	C	* DISC ASSEMBLY - Brake (164-23)	1	
	754 614	D	* DISC ASSEMBLY - Brake (164-46)	1	
-5	756 665	C	* WHEEL - Half, outer (162-45)	1	
	756 680	D	* WHEEL - Half, outer (162-57)	1	
-6	751 494	W	* * CUP - Bearing (13836)	1	
-7	751 489	W	* BEARING - Cone, Timken (13889)	2	
-8	755 999	W	* RING - Grease seal (153-4)	2	
-9	751 772	W	* FELT - Grease seal (154-3)	1	
-10	752 830	W	* RING - Snap (155-1)	2	
-11	755 929	W	* RING - Grease seal (153-3)	1	
-12	751 810	W	* FELT - Grease seal (154-13)	1	
-13	755 930	W	* RING - Grease seal (153-15)	1	
-14	404 889	C,W	* NUT - Wheel bolt (AN365-524)	3	
	404 889	D,W	* NUT - Wheel bolt (AN365-524)	6	
-15	753 473	A,C,W	* BOLT - Wheel (AN5-36A)	3	
	401 375	D	* BOLT - Wheel (AN5-35A)	6	
-16	407 566	A,C,W	* WASHER - Wheel bolt (AN960-516)	AR	
	407 566	D,W	* WASHER - Wheel bolt (AN960-516)	6	
-17	756 609	B,C,W	* WASHER - Wheel bolt (95-8)	3	
-18	753 923		CAP - Hub (157-9) (451 783)	2	

When ordering, always specify Part Number, Description and Serial Number of Aircraft

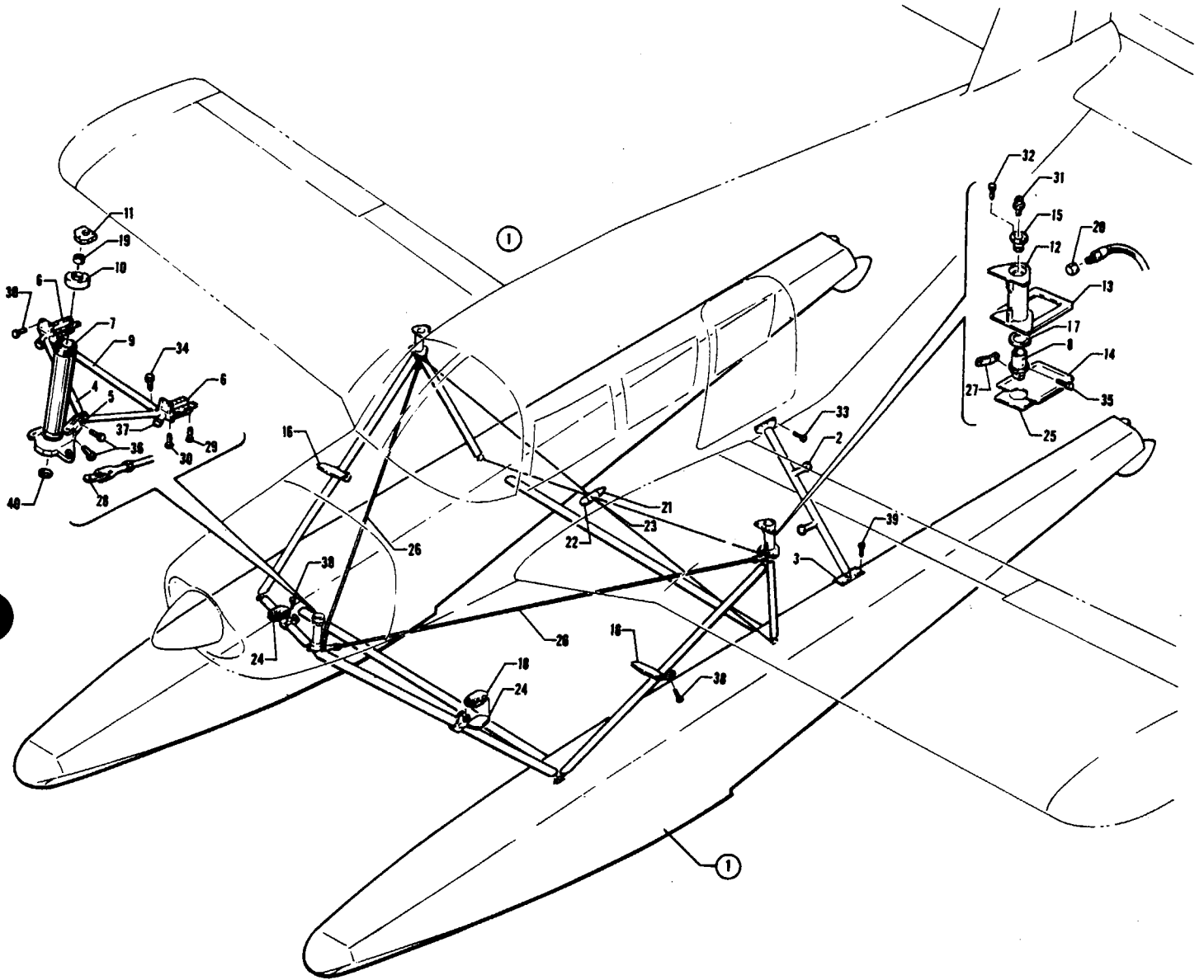


Figure 57. EDO Float Installation

PIPER PARTS CATALOG

CODE EXPLANATIONS FOR FIGURE 57

- A - Secure from EDO Commercial Corporation, Westchester County Airport, White Plains, N.Y.
- W - These parts must be ordered from Service Spares Department, Piper Aircraft, Lock Haven, Penna.

PIPER PARTS CATALOG

Figure and Index Number	Part Number	Code	NOMENCLATURE	No. Req.	SERIAL NUMBERS AFFECTED
57-	69551		DRAWING - Float Installation		
-1		A	FLOAT INSTALLATION - EDO drawing (53520)		
-2	69134-00		LADDER ASSEMBLY	1	
-3	69143-00		MOUNT ASSEMBLY - Ladder	1	
-4	69126-00		BRACKET ASSEMBLY - Forward float support	1	
-5	69117-00		COUPLING - Forward float support	1	
-6	69116-00		BRACKET ASSEMBLY - Float support	2	
-7	68128-00		ATTACHMENT ASSEMBLY - Forward float (2 1/8" diameter tube)	1	
	68128-02		ATTACHMENT ASSEMBLY - Forward float (2' diameter tube)	1	
-8	68126-00		FITTING - Wing float attachment	2	
-9	69150-00		TUBE - Forward float support	1	
-10	63365-00		CAP - Bearing (used with 2 1/8" diameter tube)	1	
	63365-02		CAP - Bearing (used with 2" diameter tube)	1	
-11	63367-00		BLOCK - Strut adapter	1	
-12	62017-02		HOUSING - Float attachment, wing	2	
-13	65726-04		SEAL - Float attachment	2	
-14	65726-02		PLATE - Float attachment, wing, left	1	
	65726-03		PLATE - Float attachment, wing, right	1	
-15	63315-00		HEAD - Cylinder, main landing gear	2	
-16	69087-00		STEP ASSEMBLY - Left rear	1	
	69087-01		STEP ASSEMBLY - Right rear	1	
-17	62016-10		SEAL - Float attachment, wing	2	
-18	480 063		PAD - (3037)	4	
-19	452 395		BEARING - (KP12A)	1	
-20	454 173	W	CAP - Brake line fitting (AN929-4)	2	
-21	69195-02		SPACER - Float strut wire	1	
-22	69195-03		SPACER - Float strut wire	1	
-23	65003-32		BUSHING - Float strut wire spacer	1	
-24	69196-00		STEP ASSEMBLY - Left front	1	
	69196-01		STEP ASSEMBLY - Right front	1	
-25	69217-00		PLATE - Float, wing	2	
-26	69284-00		TIE ROD ASSEMBLY - Drag truss	2	
-27	69240-00		Tie rod assembly, wing	2	
-28	69240-02		Tie rod assembly, forward	2	
-29	400 669		BOLT - Clevis (AN23-8A)	12	
	407 564	W	WASHER - (AN960-10)	12	
	407 584	W	WASHER - (AN960-10L)	12	
	404 887	W	NUT - (MS20365-1032C)	12	
-30	400 880	W	BOLT - Clevis (AN23-8A)	12	
	407 564	W	WASHER - (AN960-10)	12	
	407 584	W	WASHER - (AN960-10L)	12	
	404 887	W	NUT - (MS20365-1032C)	12	
-31	402 506		BOLT - (AN178-6A)	2	
	401 856		BOLT - Eye (AN48-6)	2	
	462 055		GASKET - (AN900-8)	2	
	407 569	W	WASHER - (AN960-816)	2	
-32	401 918	W	BOLT - (AN74A-3)	12	
-33	403 097	W	BOLT - (AN4-C5)	2	
	407 675	W	WASHER - (AN960-C416)	2	
	404 888	W	NUT - (MS20365-428C)	2	

When ordering, always specify Part Number, Description and Serial Number of Aircraft

PIPER PARTS CATALOG

Figure and Index Number	Part Number	Code	NOMENCLATURE	No. Req.	SERIAL NUMBERS AFFECTED
57-34	403 097	W	BOLT - (AN4-C5)	2	
	407 675	W	WASHER - (AN960-C416)	2	
	404 888	W	NUT - (MS20365-428C)	2	
-35	401 333	W	BOLT - (AN4-35A)	4	
	407 585	W	WASHER - (AN960-416L)	16	
	404 888	W	NUT - (MS20365-428C)	4	
-36	401 188	W	BOLT - (AN5-10A)	2	
	407 566	W	WASHER - (AN960-516)	2	
	404 889	W	NUT - (MS20365-524C)	2	
-37	401 361	W	BOLT - (AN5-22A)	2	
	407 566	W	WASHER - (AN960-516)	2	
-38	400 441	W	BOLT - (AN3-7A)	8	
	404 887	W	NUT - (MS20365-1032C)	8	
-39	415 374	W	SCREW - (MS51957-42)	12	
	404 910	W	NUT - (MS20365-832C)	12	
-40	407 684		WASHER - (AN960-C1216L)	2	

When ordering, always specify Part Number, Description and Serial Number of Aircraft

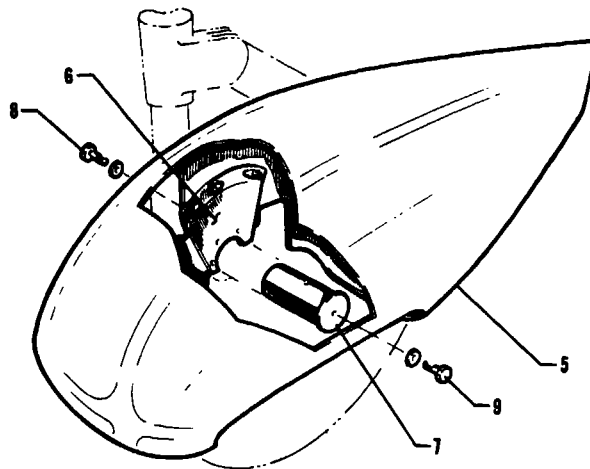
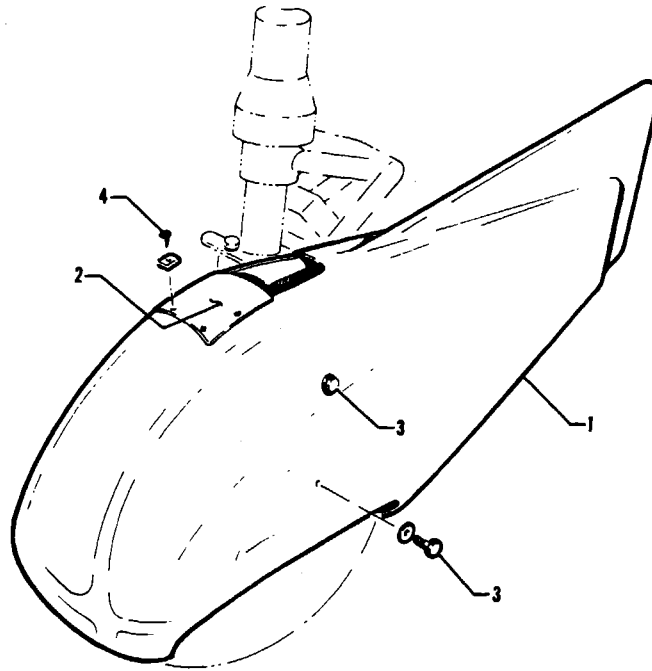


Figure 58. Main and Nose Wheel Fairing Installation
(PA-32-260 - Serial Nos. 32-1 to 32-7700023 inclusive)
(PA-32-300 - Serial Nos. 32-40000 to 32-7740113 inclusive)

PIPER PARTS CATALOG

CODE EXPLANATIONS FOR FIGURE 58

- A - Used on PA-32-260 with serial numbers 32-1 to 32-7700023 inclusive, and PA-32-300 with serial numbers 32-40000 to 32-7740113 inclusive
- B - Used on PA-32-260 with serial numbers 32-7400001 to 32-7400061 inclusive, and PA-32-300 with serial numbers 32-7440001 to 32-7440182 inclusive
- C - Used on PA-32-260 with serial numbers 32-1 to 32-7100006 inclusive, and PA-32-300 with serial numbers 32-40000 to 32-7140023 inclusive
- D - Used on PA-32-260 with serial numbers 32-7100007 and up, and PA-32-300 with serial numbers 32-7140024 and up
- E - Used on PA-32-260 with serial numbers 32-1 to 32-7300076 inclusive, 32-7500001 and up, and PA-32-300 with serial numbers 32-40000 to 32-7340201 inclusive, 32-7540001 and up
- W - These parts must be ordered from Service Spares Department, Piper Aircraft, Lock Haven, Penna

PIPER PARTS CATALOG

Figure and Index Number	Part Number	Code	NOMENCLATURE	No Req	SERIAL NUMBERS AFFECTED
58-	65348	E	DRAWING - Nose Wheel Fairing Installation		
	76417	B	DRAWING - Nose Wheel Fairing Installation		
	65237		DRAWING - Main Wheel Fairing Installation		
-1	65331-00	E	FAIRING ASSEMBLY - Nose Wheel	1	
	76415-06	B	FAIRING ASSEMBLY - Nose wheel	1	
-2	65332-00	E	COVER - Nose wheel fairing	1	
	65332-03	B	COVER - Nose wheel fairing	1	
-3	401 310	W	BOLT - (AN4-10A)	4	
	407 565	W	WASHER - (AN960-416)	4	
-4	415 449	W	SCREW - (AN526-832R8)	4	
	477 674		NUT - (MU-832-45-05/075-L-10)	4	
-5	65203-00	C	FAIRING ASSEMBLY - Main wheel, left	1	
	65203-02	D	FAIRING ASSEMBLY - Main wheel, left	1	
	65203-01	C	FAIRING ASSEMBLY - Main wheel, right	1	
	65203-03	D	FAIRING ASSEMBLY - Main wheel, right	1	
-6	63370-05		BRACKET ASSEMBLY - Wheel fairing, left	1	
	63370-04		BRACKET ASSEMBLY - Wheel fairing, right	1	
-7	63373-00		SUPPORT ASSEMBLY - Wheel fairing, main (3 50" long, plug-in type)	2	
	66821-04		SUPPORT ASSEMBLY - Wheel fairing, main (1 50' long, screw-on type)	2	
-8	400 003	W	BOLT - (AN4-6A)	6	
	407 565	W	WASHER - (AN960-416)	6	
-9	400 003	W	BOLT - (AN4-6A)	2	
	407 801	W	WASHER - (AN970-4)	2	

When ordering, always specify Part Number, Description and Serial Number of Aircraft

PIPER PARTS CATALOG

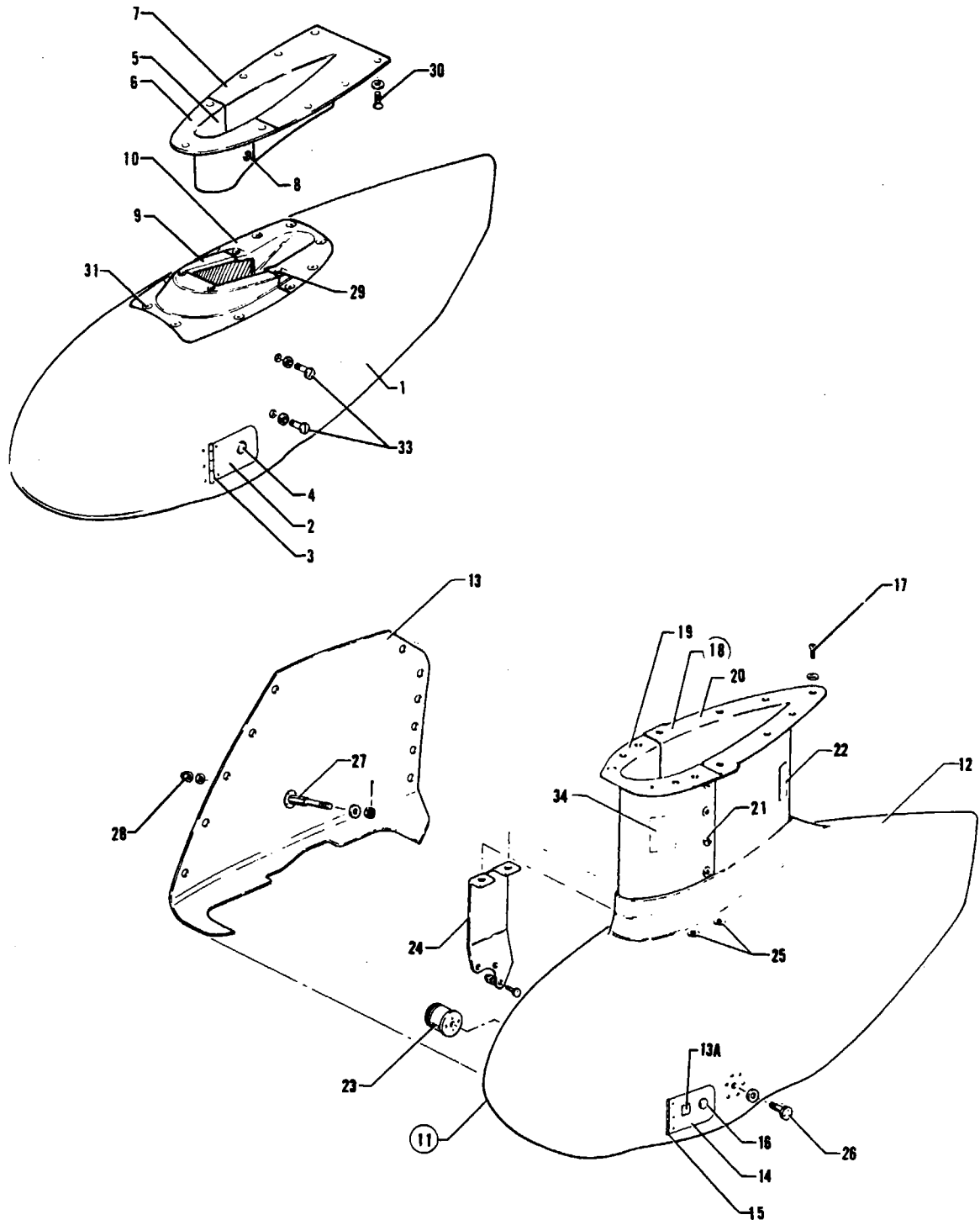


Figure 58A Main and Nose Wheel Fairing Installation
(PA-32-260 - Serial Nos 32-7800001 and up)
(PA-32-300 - Serial Nos 32-7840001 and up)

PIPER PARTS CATALOG

CODE EXPLANATIONS FOR FIGURE 58A

- A - Used on PA-32-260 with serial numbers 32-7800001 and up, and PA-32-300 with serial numbers 32-7840001 and up
- B - Used on PA-32-300 only
- C - Ascertain if Main Landing Gear Fiberglass Wheel and Strut Fairing Replacement Kit 763 918V has been installed on PA-32-260 with serial numbers 32-7800001 and up, and PA-32-300 with serial numbers 32-7840001 to 32-7940020 incl per Service Letter 862 (New fiberglass fairings are identified by camloc fasteners attaching inner and outer fairing halves together. Obsolete cycolac fairings are identified by screws, washers and nuts attaching inner and outer fairing halves together). If Kit 763 918V has been installed per Service Letter 862, order individual items listed for PA-32-300 with serial numbers 32-7940021 and up as desired. If Kit 763 918V has not been installed on PA-32-260 with serial numbers 32-7800001 and up, and PA-32-300 with serial numbers 32-7840001 to 32-7940020 incl and individual items are desired for a particular wheel, one of the following Main Landing Gear Fiberglass Wheel and Strut Fairing Kits must be ordered as a replacement: 763 956 for left wheel or 763 957 for right wheel. After above listed Kit/Kits have been installed on aircraft, order individual fiberglass items listed for PA-32-300 with serial numbers 32-7940021 and up.
- D - Used with cycolac fairing assemblies only
- E - Used with fiberglass fairing assemblies only
- F - Used if nose gear fairing incorporates a door assembly in side of wheel fairing
- G - Used if nose gear fairing does not incorporate a door assembly in side of wheel fairing
- W - These parts must be ordered from Service Spares Department, Piper Aircraft, Lock Haven, Penna

PIPER PARTS CATALOG

Figure and Index Number	Part Number	Code	NOMENCLATURE	No. Req.	SERIAL NUMBERS AFFECTED
58A-	37896 79893		DRAWING - Nose Wheel Fairing Installation DRAWING - Main Wheel Fairing Installation (Fiberglass)		
-1	35944-14		FAIRING ASSEMBLY - Nose wheel (fiberglass)	1	
-2	37882-02	D	* DOOR ASSEMBLY - Wheel fairing	1	
-3	37882-04	D	* * HINGE ASSEMBLY - Door	1	
-4	472 017	W,D	* * LATCH - Door (KM610-32)	1	
-5	37891-02		FAIRING ASSEMBLY - Nose gear strut	1	
-6	37891-06	B	* FAIRING ASSEMBLY - Nose gear strut, forward	1	32-7940254 and up
-7	37891-07	B	* FAIRING ASSEMBLY - Nose gear strut, aft	1	32-7940254 and up
-8	414 762	W	* SCREW - (MS24693-S51)	4	
	494 101	W	* WASHER - (PS10092-1-2C)	4	
	477 640		* NUT - (PS10062-5-3)	4	
-9	37926-03	F	COVER - Nose wheel fairing, forward	1	
	36559-04	G	COVER - Nose wheel fairing, forward	1	
-10	37926-04	F	COVER - Nose wheel fairing, aft	1	
	36559-03	G	COVER - Nose wheel fairing, aft	1	
-11	79890-02	B,C	FAIRING ASSEMBLY - Main wheel, left, complete (fiberglass)	1	32-7940021 and up
	79890-03	B,C	FAIRING ASSEMBLY - Main wheel, right, complete (fiberglass)	1	32-7940021 and up
-12	79890-04	B,C	* FAIRING ASSEMBLY - Main wheel, outboard, left (fiberglass)	1	32-7940021 and up
	79890-05	B,C	* FAIRING ASSEMBLY - Main wheel, outboard, right (fiberglass)	1	32-7940021 and up
-13	79890-07	B,C	* FAIRING ASSEMBLY - Main wheel, inboard, left (fiberglass)	1	32-7940021 and up
	79890-08	B,C	* FAIRING ASSEMBLY - Main wheel, inboard, right (fiberglass)	1	32-7940021 and up
-13a	35669-44	D	* PLACARD - Tire pressure	1	
-14	37882-02		* DOOR ASSEMBLY - Wheel fairing	1	
-15	37882-04		* * HINGE ASSEMBLY - Door	1	
-16	472 017	W	* * LATCH - Door (KM610-32)	1	
-17	414 793	D	* SCREW - (MS24693-S50)	26	
	494 101	D,W	* WASHER - (PS10092-1-2C)	26	
	477 640	D,W	* NUT - (PS10062-5-3)	26	
	587 594	E,W	* STUD - (PS10077-1-9)	15	
	594 003	E	* SEAL - Washer - (85-43-201-38)	15	
	484 428	E,W	* RETAINER - (PS10077-1-65)	15	
	484 198	E,W	* RECEPTACLE - (PS10077-1-63)	15	
-18	79892-02	B,C	FAIRING ASSEMBLY - Main gear strut, left, complete (fiberglass)	1	32-7940021 and up
	79892-03	B,C	FAIRING ASSEMBLY - Main gear strut, right, complete (fiberglass)	1	32-7940021 and up
-19	79892-04	B,C	* FAIRING ASSEMBLY - Main gear strut, forward, left (fiberglass)	1	32-7940021 and up
	79892-05	B,C	* FAIRING ASSEMBLY - Main gear strut, forward, right (fiberglass)	1	32-7940021 and up
-20	79892-10	B,C	* FAIRING ASSEMBLY - Main gear strut, aft, left (fiberglass)	1	32-7940021 and up
	79892-09	B,C	* FAIRING ASSEMBLY - Main gear strut, aft, right (fiberglass)	1	32-7940021 and up

When ordering, always specify Part Number, Description and Serial Number of Aircraft

PIPER PARTS CATALOG

Figure and Index Number	Part Number	Code	NOMENCLATURE	No. Req.	SERIAL NUMBERS AFFECTED
58A-21	486 218	D	* SCREW - (PS10015-F8-16BL)	8	
	494 037	D,W	* WASHER - (PS10092-1-3C)	8	
	477 816	D	* NUT - (PS10062-5-9)	8	
	587 594	E,W	* STUD - (PS10077-1-9)	8	
	594 003	E	* SEAL - Washer (85-43-201-38)	8	
	584 140	E	* RETAINER - (PS10077-1-66)	8	
	484 198	E,W	* RECEPTACLE - (PS10077-1-63)	8	
-22	35669-23		PLACARD - Gear	2	
-23	66821-04	D	SUPPORT ASSEMBLY - Wheel fairing, main (1 44 long)	2	
	66821-05	E	SUPPORT ASSEMBLY - Wheel fairing, main (1 62 long)	2	
-24	37880-02		BRACKET ASSEMBLY - Wheel fairing, left	1	
	37880-03		BRACKET ASSEMBLY - Wheel fairing, right	1	
-25	416 633		SCREW - (MS24693-S273)	4	
	494 037	W	WASHER - (PS10092-1-3C)	4	
-26	400 004	W	BOLT - (AN4-7A)	2	
	407 565	W	WASHER - (AN960-416)	2	
-27	37881-02	D	BOLT - Main wheel fairing attachment (3 96 long)	2	
	37881-03	E	BOLT - Main wheel fairing attachment (4 22 long)	2	
-28	407 565	W	WASHER - (AN960-416)	2	
	404 888	W	NUT - (MS20365-428C)	2	
-29	486 218		SCREW - (PS10015-F8-16BL)	2	
	494 101	W	WASHER - (PS10092-1-2C)	2	
	477 816		NUT - (PS10065-5-9)	2	
-30	414 762	W	SCREW - (MS24693-S51)	11	
	494 101	W	WASHER - (PS10092-1-2C)	11	
-31	486 218		SCREW - (PS10015-F8-16BL)	10	
	494 101	W	WASHER - (PS10092-1-2C)	10	
-32	414 518	W	SCREW - (MS24693-S51)	26	
	494 101	W	WASHER - (PS10092-1-2C)	26	
-33	401 312	W	BOLT - (AN4-12A)	4	
	407 585	W	WASHER - (AN960-416L)	4	
-34	65369-00	E	PLACARD - Oleo service instructions	2	

When ordering, always specify Part Number, Description and Serial Number of Aircraft

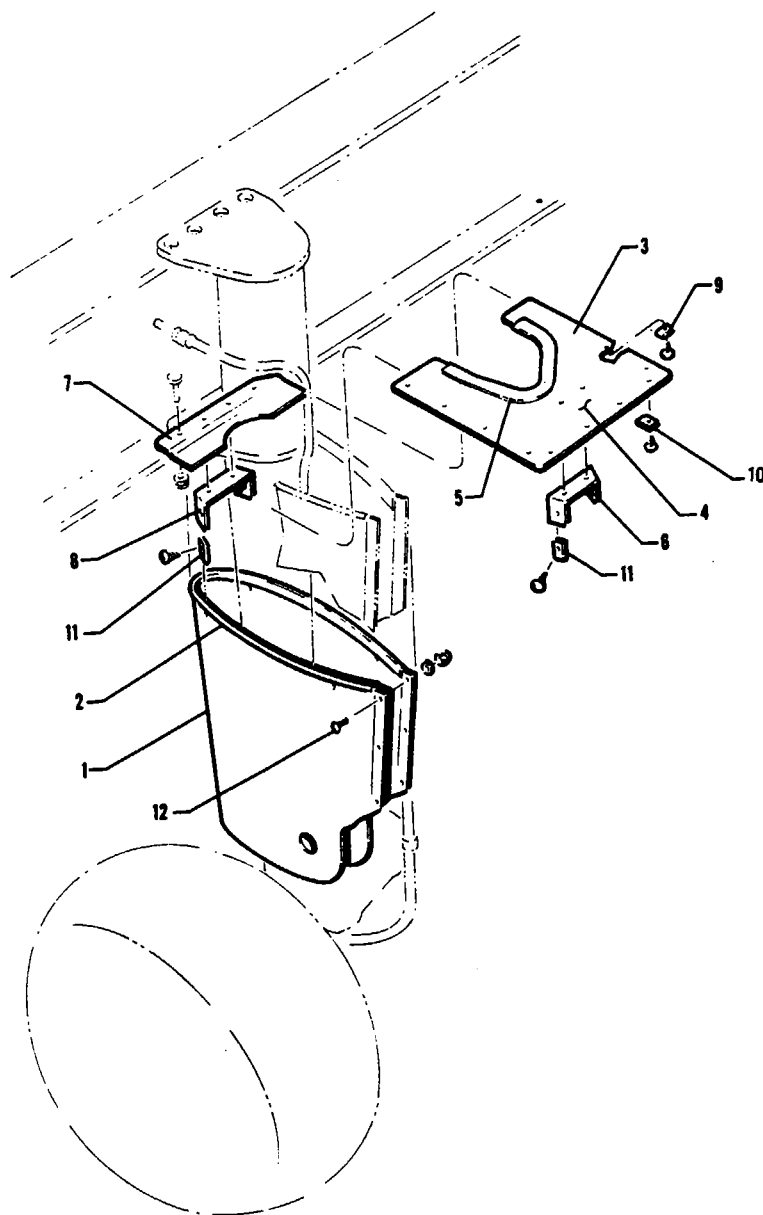


Figure 89. Main Landing Gear Strut Fairing Installation

2C12

PIPER PARTS CATALOG

CODE EXPLANATIONS FOR FIGURE 59

- A - Refer to Figure 58A for main gear strut fairings on the PA-32-260 with serial numbers 32-7800001 and up, and PA-32-300 with serial numbers 32-7840001 and up when main wheel fairings are installed
- W - These parts must be ordered from Service Spares Department, Piper Aircraft, Lock Haven, Penna

PIPER PARTS CATALOG

Figure and Index Number	Part Number	Code	NOMENCLATURE	No Req	SERIAL NUMBERS AFFECTED
59-	63343 65693		DRAWING - Strut Fairing Installation, Main Landing Gear DRAWING - Strut Fairing Installation, Main Landing Gear		32-1 to 32-450 inclusive 32-451 and up
-1	63338-00		FAIRING ASSEMBLY - Main gear	2	
-2	63186-04		* MOULDING - Extruded	1	
-3	63339-00		PLATE ASSEMBLY - Fairing, left	1	32-1 to 32-450 inclusive
	63339-01		PLATE ASSEMBLY - Fairing, right	1	32-1 to 32-450 inclusive
	65688-00		PLATE ASSEMBLY - Fairing, left	1	32-451 and up
	65688-01		PLATE ASSEMBLY - Fairing, right	1	32-451 and up
-4	63339-02		* PLATE - Fairing	2	32-1 to 32-450 inclusive
	65688-02		* PLATE - Fairing, left	1	32-451 and up
	65688-03		* PLATE - Fairing, right	1	32-451 and up
-5	63186-33		* MOULDING - Extruded	1	
-6	63341-00		* CLIP - Fairing	2	
-7	63340-00		PLATE - Fairing, left	1	32-1 to 32-450 inclusive
	63340-01		PLATE - Fairing, right	1	32-1 to 32-450 inclusive
-8	63342-00		CLIP - Fairing	2	
-9	419 920	W	SCREW - (8 x 1/2)	2	32-1 to 32-450 inclusive
	415 449	W	SCREW - (AN526-832R8)	2	32-451 and up
	406 387		NUT - (A9031-8Z-1)	2	32-1 to 32-450 inclusive
-10	419 920	W	SCREW - (8 x 1/2)	8	32-1 to 32-450 inclusive
	415 449	W	SCREW - (AN526-832R8)	8	32-451 and up
	406 373	W	NUT - (NAS395-17-1)	8	32-1 to 32-450 inclusive
-11	419 920	W	SCREW - (8 x 1/2)	4	
	406 373	W	NUT - (NAS395-17-1)	4	
-12	415 171		SCREW - (AN526C-632-5)	3	
	407 562	W	WASHER - (AN960-6)	3	
	404 909	W	NUT - (MS20365-632C)	3	

When ordering, always specify Part Number, Description and Serial Number of Aircraft

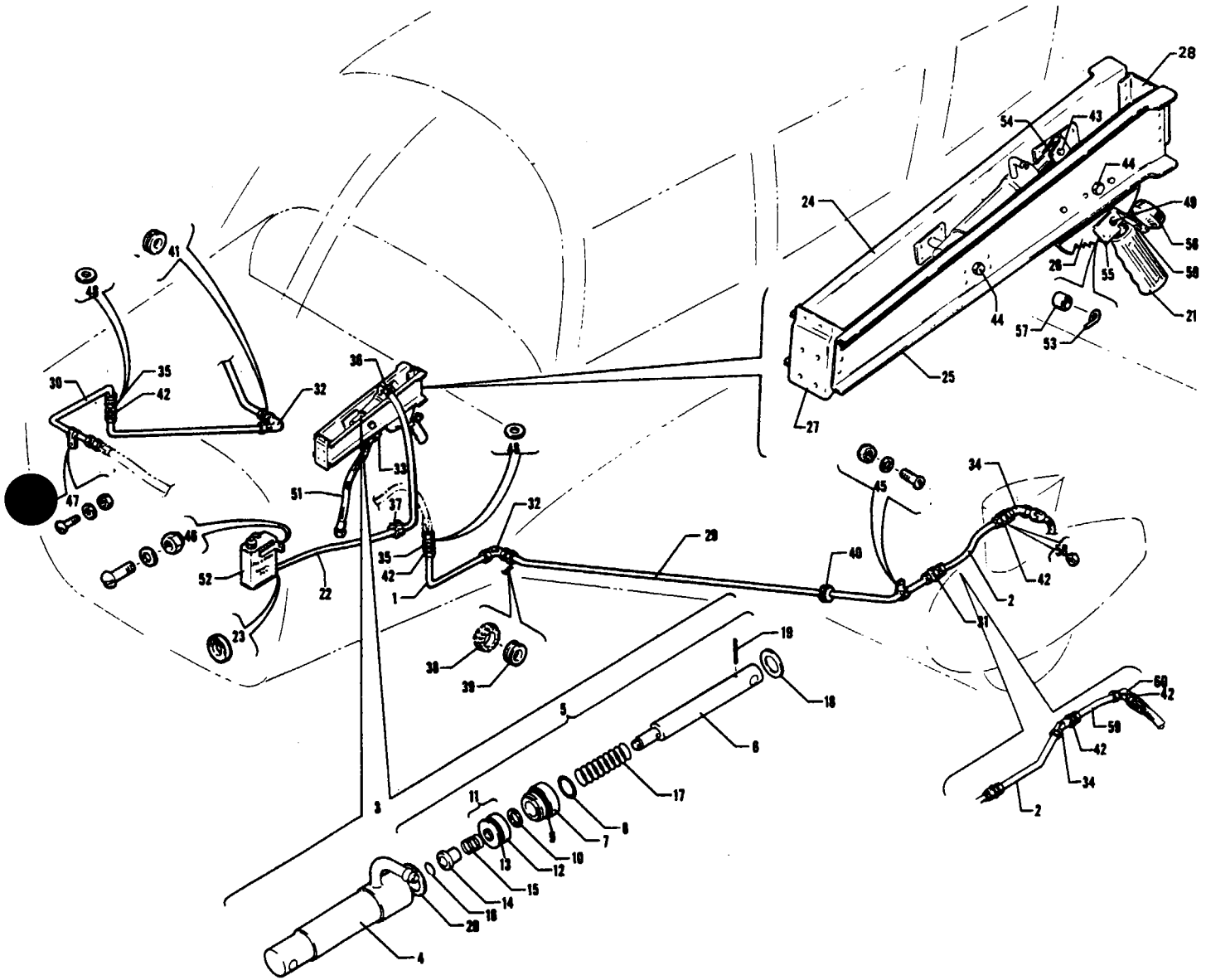


Figure 60. Hand Brake Installation

PIPER PARTS CATALOG

CODE EXPLANATIONS FOR FIGURE 60

- A - Used on PA-32-260 with serial numbers 32-1 to 32-1110 inclusive, and PA-32-300 with serial numbers 32-40000 to 32-40565 inclusive.
- B - Used on PA-32-260 with serial numbers 32-1111 and up, and PA-32-300 with serial numbers 32-40566 and up.
- C - Used on PA-32-260 with serial numbers 32-1111 and up, PA-32-300 with serial numbers 32-40566 and up and PA-32R-300.
- D - Used on PA-32-260 and PA-32-300 only.
- E - Used on PA-32R-300 only.
- F - Used on PA-32S-300 Seaplane Model only.
- W - These parts must be ordered from Service Spares Department, Piper Aircraft, Lock Haven, Penna.

PIPER PARTS CATALOG

Figure and Index Number	Part Number	Code	NOMENCLATURE	No. Req.	SERIAL NUMBERS AFFECTED
60-	68465	A	DRAWING - Hand Brake Installation		
	69312	B	DRAWING - Hand Brake Installation		
	38012	E	DRAWING - Brake System Installation		
-1	63324-04		LINE ASSEMBLY	2	
-2	63325-00	D	LINE ASSEMBLY	2	
	67338-00	E	LINE ASSEMBLY	2	
-3	465 938		CYLINDER ASSEMBLY - Master (10-22)	1	
-4	753 956		HYDRAULIC CYLINDER ASSEMBLY - (189-9)	1	
-5	755 948		PISTON ROD ASSEMBLY - (182-7)	1	
-6	755 949		ROD - Piston (142-9)	1	
-7	751 889		GLAND - Packing (141-10)	1	
-8	484 701	W	PACKING - "O" Ring (AN6227-7)	1	
-9	484 727		PACKING - "O" Ring (AN6227-12)	1	
-10	753 172	W	WASHER - Dyna-seal (110-3/16)	1	
-11	757 216		PISTON ASSEMBLY - (92-19)	1	
-12	757 217		PISTON - (148-10)	1	
-13	484 706	W	PACKING - "O" Ring (AN6227-11)	1	
-14	753 381	W	BUSHING - (145-15)	1	
-15	756 117	W	SPRING - (82-8)	1	
-16	752 855	W	RING - Snap (155-5)	1	
-17	756 118	W	SPRING - (82-9)	1	
-18	407 567	W	WASHER - (AN960-616)	1	
-19	755 882		ROLL PIN - (223-1)	1	
-20	755 950		RING - Snap (155-10)	1	
-21	463 380		GRIP - Brake handle	1	
-22	63913-49	D	HOSE - Flexible	1	
	63913-132	E	HOSE - Flexible	1	
-23	63915-06		DISC - Firewall sealing	1	
-24	68468-00	A	CHANNEL ASSEMBLY - Brake support, right	1	
	67138-00	C	CHANNEL ASSEMBLY - Brake support, right	1	
-25	68462-00	A	CHANNEL ASSEMBLY - Brake support, left	1	
	67137-00	C	CHANNEL ASSEMBLY - Brake support, left	1	
-26	63354-00		RATCHET - Brake handle	1	
-27	68463-00	A	CHANNEL - Brake support, forward	1	
	67139-00	C	CHANNEL - Brake support, forward	1	
-28	62649-00	A	CHANNEL - Brake support, aft	1	
	67140-02	C	CHANNEL - Brake support, aft	1	
-29	68467-00		LINE ASSEMBLY	2	
-30	68466-00		LINE ASSEMBLY - Right	1	
-31	491 050	W	UNION - (AN815-4D)	2	
-32	458 880	W	ELBOW - (AN821-4D)	2	
-33	458 894	W	ELBOW - (AN822-4D)	1	
-34	458 910	W	ELBOW - (AN837-4D)	2	
-35	491 060	W	UNION - (AN832-4D)	2	
-36	554 998	W	CLAMP - Hose (GS4 Type F)	2	
-37	63976-17		GROMMET	1	
-38	63976-18		GROMMET	1	
-39	434 155	W	GROMMET - (MS35489-7S)	2	
-40	434 151		GROMMET - (MS35489-10S)	2	
-41	434 160		GROMMET - (MS35489-8S)	1	
-42	477 618	W	NUT - (AN924-4D)	6	
-43	424 178	W	PIN - (AN393-19)	1	
	424 051	W	PIN - Cotter (AN380-2-2)	1	
	407 584	W	WASHER - (AN960-10L)	2	

When ordering, always specify Part Number, Description and Serial Number of Aircraft

PIPER PARTS CATALOG

Figure and Index Number	Part Number	Code	NOMENCLATURE	No. Req.	SERIAL NUMBERS AFFECTED
60-44	400 113	W	BOLT - (AN4-20)	2	
	407 565	W	WASHER - (AN960-416)	6	
	404 101	W	NUT - (AN310-4)	2	
	424 061	W	PIN - Cotter (AN380-2-2)	2	
-45	416 995	W	SCREW - (AN520-1032R8)	4	
	407 584	W	WASHER - (AN960-10L)	4	
	404 887	W	NUT - (MS20365-1032C)	4	
-46	416 990	W	SCREW - (AN526-1032R7)	2	
	407 674	W	WASHER - (AN960-C10)	4	
	404 887	W	NUT - (MS20365-1032C)	2	
-47	416 997	W	SCREW - (AN520-1032R12)	1	
	407 124	W	WASHER - (AN935-10L)	1	
	404 224	W	NUT - (AN315-3R)	1	
-48	407 568	W	WASHER - (AN960-716)	4	
-49	400 876	W	BOLT - (AN23-24A)	1	
	407 564	W	WASHER - (AN960-10)	3	
	404 887	W	NUT - (MS20365-1032C)	1	
-50	416 994	W	SCREW - (AN526-1032R6)	1	
	407 124	W	WASHER - Lock (AN935-10L)	1	
-51	63901-30		HOSE ASSEMBLY - Flexible	1	
-52	68464-00		RESERVOIR ASSEMBLY - Brake cylinder	1	
-53	63356-00		SPRING - Brake handle	1	
-54	63357-00		HANDLE ASSEMBLY - Brake	1	
-55	63358-00	A	LATCH ASSEMBLY - Brake handle	1	
	67135-03	C	LATCH ASSEMBLY - Brake handle	1	
-56	63914-07		KNOB ASSEMBLY - Parking brake	1	
-57	63900-131		BUSHING	1	
-58	454 173	F,W	CAP - (AN929-4)	2	32S-40000 to 32S-7240147 incl.
-59	67549-00	E	LINE ASSEMBLY	2	
-60	458 900	E,W	ELBOW - Bulkhead (AN833-4D)	2	

When ordering, always specify Part Number, Description and Serial Number of Aircraft

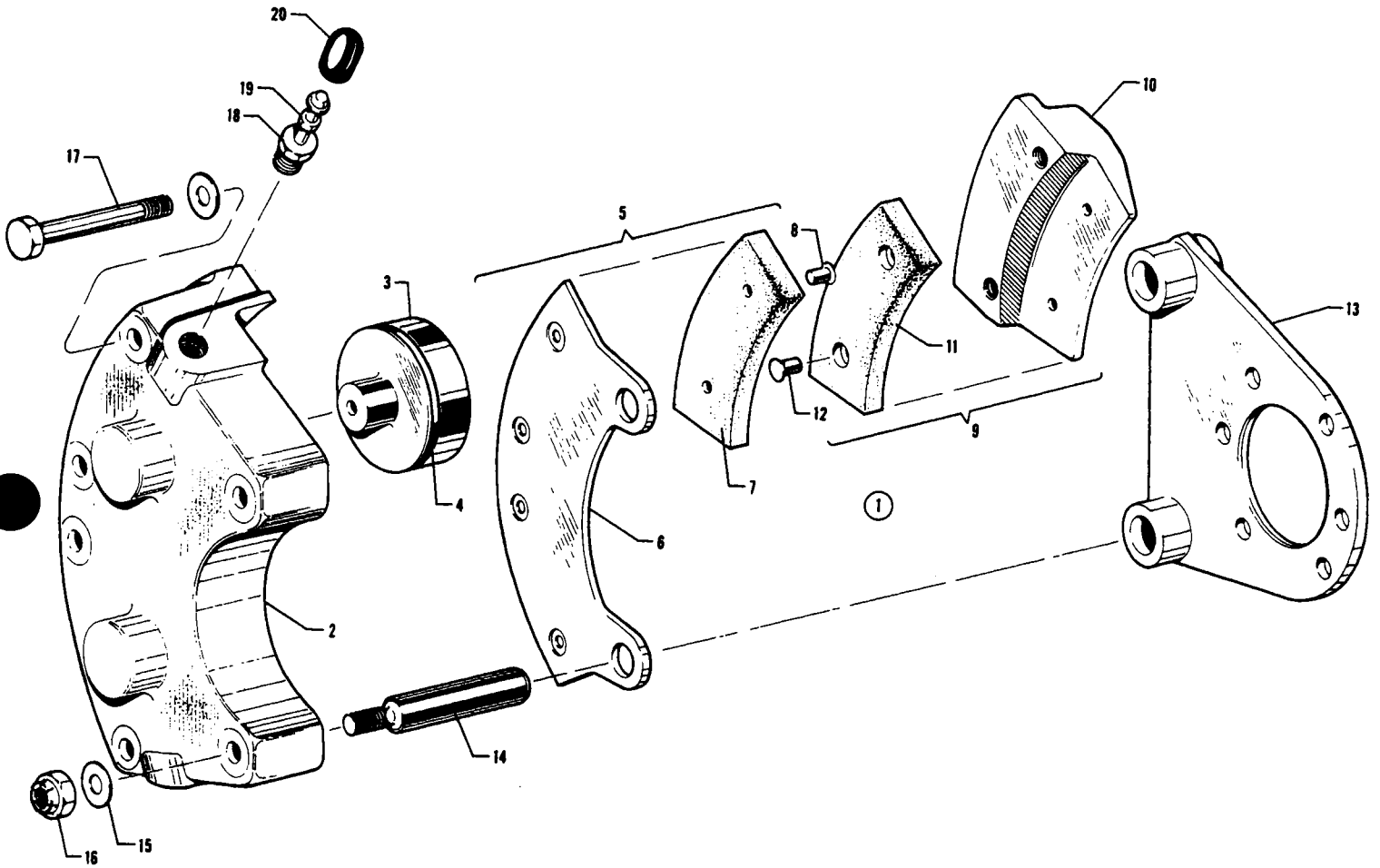


Figure 61. Brake Assembly

REVISED: APRIL 1976

2C19

PA-32-260
PA-32-300
PA-32R-300

PIPER PARTS CATALOG

CODE EXPLANATIONS FOR FIGURE 61

A - Used on Brake Assembly 30-83A only

B - Used on Brake Assembly 30-65 only

W - These parts must be ordered from Service Spares Department, Piper Aircraft, Lock Haven, Penna

PIPER PARTS CATALOG

Figure and Index Number	Part Number	Code	NOMENCLATURE	No Req	SERIAL NUMBERS AFFECTED
61-1	551 706		BRAKE ASSEMBLY - (30-65)	2	
	551 725		BRAKE ASSEMBLY - (30-83A) (heavy duty)	2	
-2	753 936	B	* CYLINDER - Brake (61-18)	1	
	758 093	A	* CYLINDER - Brake (61-25)	1	
-3	755 887	B	* PISTON - (62-15)	2	
	757 483	A	* PISTON ASSEMBLY - (92-18)	2	
-4	484 698	B,W	* "O" RING - (AN6227-27)	2	
-5	757 207	B	* PLATE ASSEMBLY - Pressure (73-10)	1	
	757 485	A	* PLATE ASSEMBLY - Pressure (73-16)	1	
-6	757 208	B	* * PLATE - Pressure (63-11)	1	
-7	752 342	B	* * LINING - Pressure plate (66-30)	2	
	761 197	A	* * LINING - Pressure plate (66-62)	2	
-8	752 826	B,W	* * RIVET - Pressure plate lining (561)	4	
-9	755 885	B	* PLATE ASSEMBLY - Back (74-10)	2	
	757 484	A	* PLATE ASSEMBLY - Back (74-30)	2	
-10	755 886	B	* * PLATE - Back (64-15)	2	
-11	752 342	B	* * LINING - Back plate (66-30)	2	
	761 197	A	* * LINING - Back plate (66-62)	2	
-12	752 826	B,W	* * RIVET - Back plate lining (561)	4	
-13	451 786		* TORQUE PLATE ASSEMBLY - (75-39)	1	
-14	753 407	W	* BOLT - Anchor (69-4)	2	
-15	407 585	W	* WASHER - (AN960-416L)	6	
-16	404 888	W	* NUT - (AN365-428)	2	
-17	753 430		* BOLT - (LP4-20AM)	4	
-18	752 966	W	* SEAT - Bleeder (37-206)	1	
-19	752 965	W	* SCREW - Bleeder (FC-6446)	1	
-20	753 850	W	* CAP - Bleeder (183-1)	1	

When ordering, always specify Part Number, Description and Serial Number of Aircraft

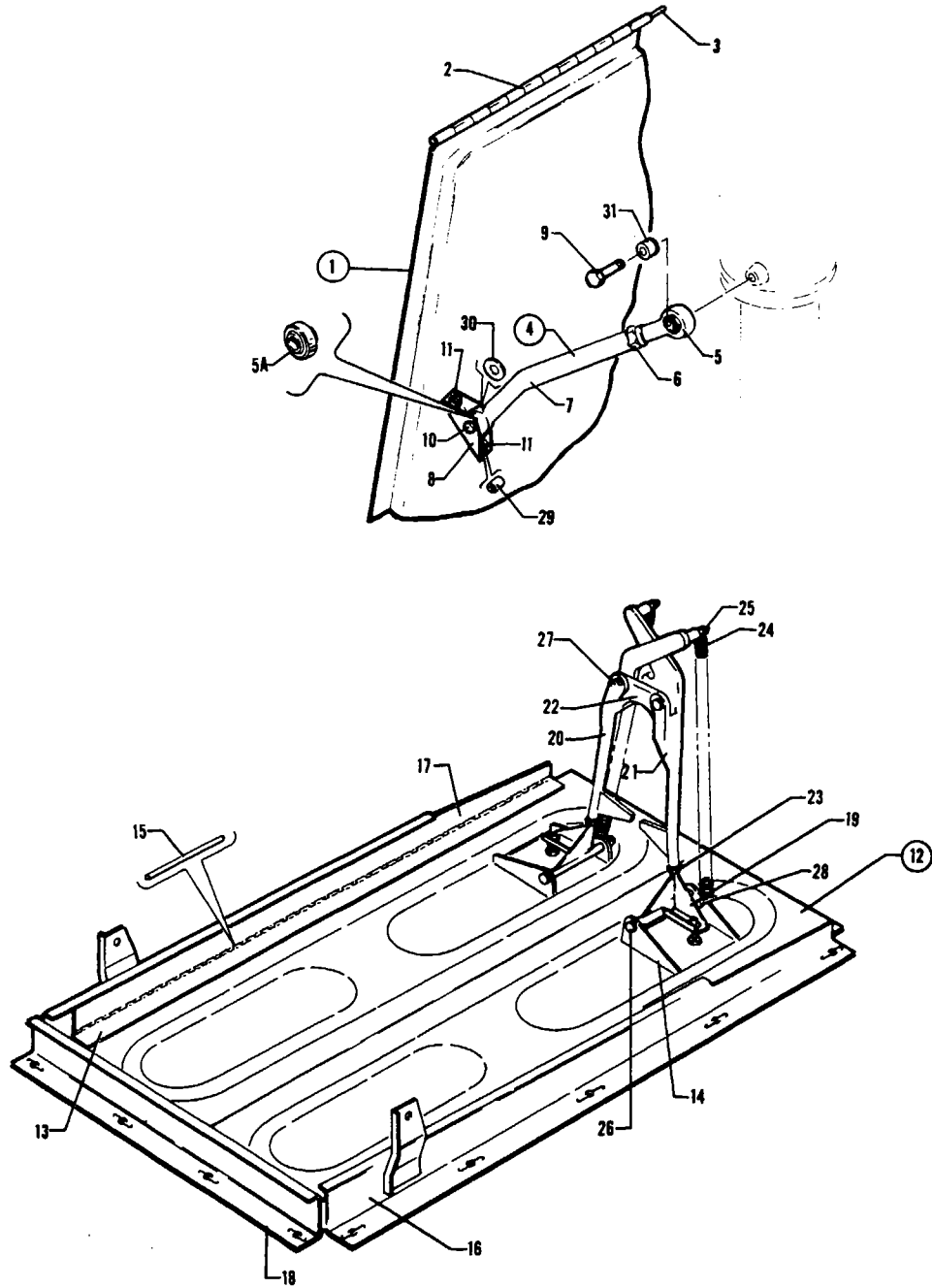


Figure 62 Landing Gear Door Installation

PIPER PARTS CATALOG

CODE EXPLANATIONS FOR FIGURE 62

W - These parts must be ordered from Service Spares Department, Piper Aircraft, Lock Haven, Penna.

PIPER PARTS CATALOG

Figure and Index Number	Part Number	Code	NOMENCLATURE	No Req.	SERIAL NUMBERS AFFECTED
62-	38069 95912		DRAWING - Nose Gear Door Installation DRAWING - Main Gear Installation		
-1	67090-10 67090-11		DOOR ASSEMBLY - Main gear, left DOOR ASSEMBLY - Main gear, right	1 1	
-2	67093-04 67093-05		* HINGE HALF - Main gear door, left * HINGE HALF - Main gear door, right	1 1	
-3	63744-11		PIN - Hinge, main gear door	2	
-4	37722-02		ROD ASSEMBLY - Main gear door	2	
-5	452 335	W	* BEARING - Rod end (PS10020-2-1RX)	1	
-5a	452 584	W	* BEARING - (PS10020-7-3)	1	
-6	404 321	W	* NUT - (AN316-C4R)	1	
-7	37722-03		* ROD ASSEMBLY	1	
-8	67091-00		BRACKET - Main gear door	2	
-9	401 257 407 674 407 682	W W W	BOLT - (AN3CH-10A) WASHER - (AN960-C10) WASHER - (AN960-C10L)	2 2 4	
-10	403 055 407 584 407 564 404 887	W W W W	BOLT - (AN3C-10A) WASHER - (AN960-10L) WASHER - (AN960-10) NUT - (MS20365-1032C)	2 4 2 2	
-11	416 993 407 564 404 887	W W W	SCREW - (AN526-1032R14) WASHER - (AN960-10) NUT - (MS20365-1032C)	4 4 4	
-12	38070-00 38070-01		DOOR ASSEMBLY - Nose gear, left DOOR ASSEMBLY - Nose gear, right	1 1	
-13	38070-04		* HINGE HALF - Nose gear door	1	
-14	38075-00		* CHANNEL - Nose gear door	1	
-15	189 315		PIN - Hinge gear door (21" length)	2	
-16	38076-00 38076-01		SUPPORT ASSEMBLY - Nose gear door, left SUPPORT ASSEMBLY - Nose gear door, right	1 1	
-17	38076-04 38076-05		* HINGE HALF - Nose gear door, left * HINGE HALF - Nose gear door, right	1 1	
-18	38074-00		CHANNEL ASSEMBLY - Lower cowl support	1	
-19	38071-00 38071-01		LINK ASSEMBLY - Left nose gear door LINK ASSEMBLY - Right nose gear door	1 1	
20	38108-00		ARM - Right nose gear door	1	
-21	38109-00		ARM - Left nose gear door	1	
-22	38082-00		STRIKER - Nose gear door	1	
-23	404 323		NUT - (AN316-5R)	2	
-24	587 396		SPRING - (PS10087-1-1)	2	
-25	407 585 424 000	W	WASHER - (AN960-416L) COTTER PIN - (MS9245-27)	2 2	
-26	401 280 38071-08 407 564 404 887	W W W	BOLT - (AN3-26A) BUSHING WASHER - (AN960-10) NUT - (MS20365-1032C)	2 2 2 2	
-27	400 871 63900-168 407 584 407 586 405 350	W W W	BOLT - (AN23-19A) BUSHING WASHER - (AN960-10L) WASHER - (AN960-516L) NUT - (MS21083-N4)	2 2 4 2 2	
-28	411 533 407 564 95061-20 404 887	W W	SCREW - (MS35207-264) WASHER - (AN960-10) BUSHING NUT - (MS20365-1032C)	2 4 2 2	
-29	63900-31		BUSHING - (19 long)	2	
-30	62833-103		WASHER	2	
-31	63900-147		BUSHING	2	

When ordering, always specify Part Number, Description and Serial Number of Aircraft

PIPER PARTS CATALOG

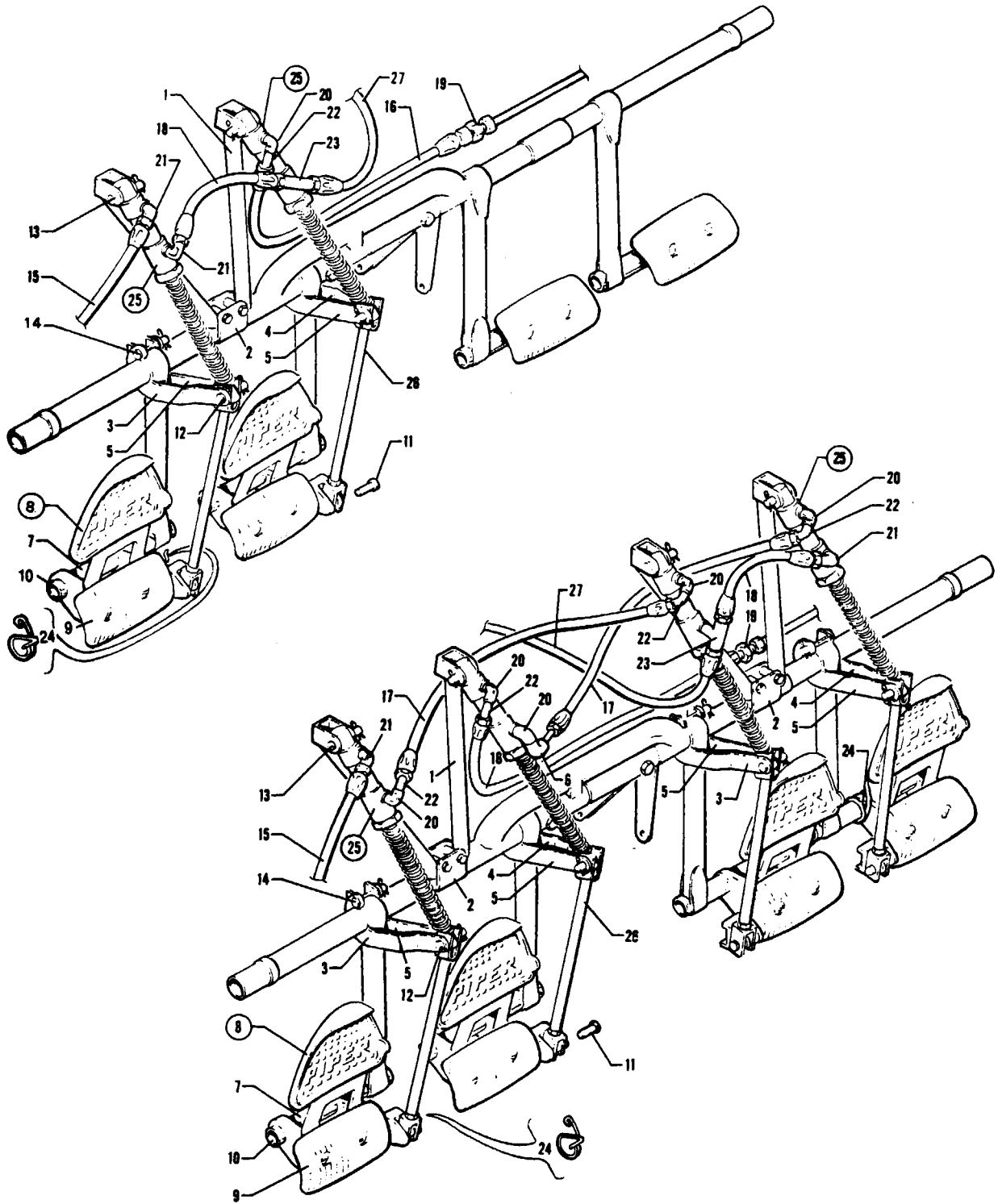


Figure 63 Toe Brake Installation

2D1

REVISED: APRIL 1980

PA-32-260
PA-32-300
PA-32R-300

PIPER PARTS CATALOG

CODE EXPLANATIONS FOR FIGURE 63

- A - See Figure 64 for component parts
- B - Used on PA-32-260 with serial numbers 32-7400001 and up, PA-32-300 with serial numbers 32-7440001 and up, and PA-32R-300
- C - Used on PA-32-260 with serial numbers 32-1 to 32-1110 inclusive, and PA-32-300 with serial numbers 32-40000 to 32-40565 inclusive
- D - Used on PA-32-260 with serial numbers 32-1111 and up, and PA-32-300 with serial numbers 32-40566 and up
- E - Used on PA-32-260 with serial numbers 32-1 to 32-7300076 inclusive, and PA-32-300 with serial numbers 32-40000 to 32-7340201 inclusive
- F - Used on PA-32-260 with serial numbers 32-7400001 and up, and PA-32-300 with serial numbers 32-7440001 and up
- G - Used on PA-32R-300 only
- H - Used on PA-32-260 and PA-32-300 only
- J - No longer available Order Master Cylinder Assembly 455 968 (Cleveland 10-30) or 455 944 (Gar-Kenyon 17000) as a replacement
- W - These parts must be ordered from Service Spares Department, Piper Aircraft, Lock Haven, Penna

PIPER PARTS CATALOG

Figure and Index Number	Part Number	Code	NOMENCLATURE	No. Req.	SERIAL NUMBERS AFFECTED
63-	63475	E	DRAWING - Single Toe Brake Line Installation		
	63476	H	DRAWING - Dual Toe Brake Installation		
	38012	G	DRAWING - Brake System Installation		
	68450	C	DRAWING - Control System Installation		
	69372	D	DRAWING - Control System Installation		
	38003	G	DRAWING - Control System Installation		
-1	63464-06		BRACE ASSEMBLY - Toe brake	2	
-2	63468-00		BRACKET - Toe brake	2	
-3	63469-00		ARM - Toe brake	2	
-4	63469-01		ARM - Toe brake	2	
-5	63470-00		ARM - Toe brake	4	
-6	458 894	W	ELBOW - (MS20822-4D)	1	
-7	63478-00		SPACER - Toe pedal	4	
-8	63485-00		PEDAL ASSEMBLY - Toe brake, left inboard	1	
	63485-02		PEDAL ASSEMBLY - Toe brake, left outboard	1	
	63485-01		PEDAL ASSEMBLY - Toe brake, right inboard	1	
	63485-03		PEDAL ASSEMBLY - Toe brake, right outboard	1	
-9	62867-02		* PAD ASSEMBLY - Brake pedal	1	
-10	453 714		BEARING - Brake pedal (PS10065-37)	8	
-11	424 177	E,W	PIN - Flat head (MS20392-2C17)	4	
	424 195	F,W	PIN - Flat head (MS20397-2C13)	4	
	424 176	G,W	PIN - Flat head (MS20392-2C15)	4	
-12	424 181	W	PIN - Flat head (MS20392-2C25)	4	
-13	424 184	W	PIN - Flat head (MS20392-2C31)	4	
-14	424 357		PIN - Flat head (MS20392-2C39)	4	
-15	63901-28		HOSE ASSEMBLY - Flexible	1	
-16	63901-09		HOSE ASSEMBLY - Flexible	1	
-17	63901-29		HOSE ASSEMBLY - Flexible	2	
-18	63901-30		HOSE ASSEMBLY - Flexible	1	
-19	491 050	W	UNION - (AN815-4D)	1	
-20	458 904		ELBOW - (AN914-1D)	5	
-21	458 894	W	ELBOW - (MS20822-4D)	2	
-22	458 891	W	ELBOW - (MS20823-4D)	4	
-23	488 499		TEE - (MS20825-4D)	1	
-24	63594-00		CLIP - Spring, left outboard pedal	2	
-25	455 948	A,J	CYLINDER ASSEMBLY - Master (10-27) Cleveland	4	
	455 968	A	CYLINDER ASSEMBLY - Master (10-30) Cleveland	4	
	455 944	A	CYLINDER ASSEMBLY - Master (17000) Gar-Kenyon	4	
-26	63474-00	E	CLEVIS ASSEMBLY - Toe brake (adjustable)	4	
	66780-00	E	CLEVIS ASSEMBLY - Toe brake (non-adjustable)	4	
	79430-00	B	CLEVIS ASSEMBLY - Toe brake (non-adjustable)	4	
-27	63901-65		HOSE ASSEMBLY - Flexible	1	

When ordering, always specify Part Number, Description and Serial Number of Aircraft

PA-32-260

REVISED APRIL 1980

PA-32R-300

PIPER PARTS CATALOG

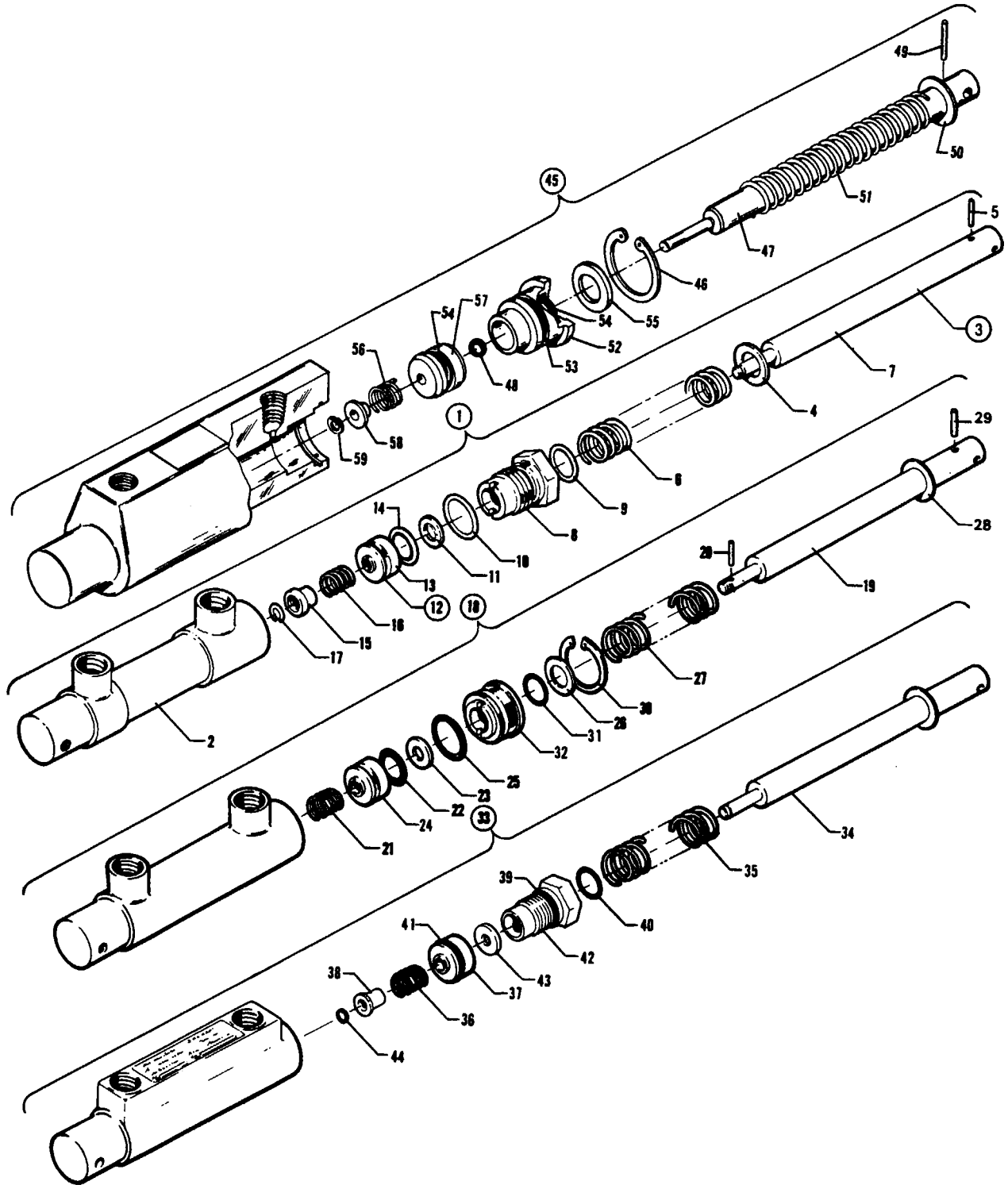


Figure 64 Toe Brake Master Cylinder Assembly

REVISED: APRIL 1980

PA-32-260
PA-32-300
PA-32R-300

PIPER PARTS CATALOG

CODE EXPLANATIONS FOR FIGURE 64

- A - No longer available Order Master Cylinder Assembly 455 968 (Cleveland 10-30) or 455 944 (Gar-Kenyon 17000) as a replacement
- W - These parts must be ordered from Service Spares Department, Piper Aircraft, Lock Haven, Penna

PIPER PARTS CATALOG

Figure and Index Number	Part Number	Code	NOMENCLATURE	No Req.	SERIAL NUMBERS AFFECTED
64-1	455 932	A	CYLINDER ASSEMBLY - Master (10-20)	4	
-2	753 917		* HYDRAULIC CYLINDER ASSEMBLY - (189-8)	1	
-3	755 916		* PISTON ROD ASSEMBLY - (182-6)	1	
-4	407 567	W	** WASHER - (AN960-616)	1	
-5	755 882		** ROLL PIN - (223-1)	1	
-6	756 118	W	** SPRING - (82-9)	1	
-7	755 917		** ROD - Piston (142-8)	1	
-8	755 810	W	** GLAND - Packing (141-5)	1	
-9	484 701	W	** PACKING - "O" Ring (AN6227-7)	1	
-10	484 706	W	** PACKING - "O" Ring (AN6227-11)	1	
-11	753 172	W	** WASHER - Dyna-seal (110-3/16)	1	
-12	755 857	W	** PISTON ASSEMBLY - (92-15)	1	
-13	755 858	W	** * PISTON - (149-9)	1	
-14	484 748		** * PACKING - "O" Ring (AN6227-8)	1	
-15	753 381	W	** BUSHING - (145-15)	1	
-16	756 117	W	** SPRING - (82-8)	1	
-17	752 855	W	** RING - Snap (155-5)	1	
-18	455 948	A	CYLINDER ASSEMBLY - Master (10-27) Cleveland	4	
-19	757 316		* PISTON ROD ASSEMBLY - (182-01100)	1	
-20	757 317		** ROLL PIN - (223-00600)	1	
-21	757 580		** SPRING - (082-02100)	1	
-22	484 748		** "O" RING - (AN6227-8)	1	
-23	756 620		** WASHER - Seal (095-25200)	1	
-24	757 437		** PISTON - (148-01200)	1	
-25	484 706	W	* "O" RING - (AN6227-11)	1	
-26	756 621		* WASHER - Wiper (095-01300)	1	
-27	756 118	W	* SPRING - (82-9)	1	
-28	756 622		* WASHER - (095-10100)	1	
-29	757 318		* ROLL PIN - (223-00500)	1	
-30	756 019		* RETAINING RING - (155-01200)	1	
-31	484 701	W	* "O" RING - (AN6227-7)	1	
-32	755 028		* GLAND - Packing (141-01200)	1	
-33	455 944		CYLINDER ASSEMBLY - Master (17000) Gar-Kenyon	4	
-34	757 480		* PISTON ROD AND RING ASSEMBLY - (95404) includes spring retaining ring	1	
-35	762 276		* SPRING - (17005)	1	
-36	762 277		* SPRING - (17006)	1	
-37	757 479		* PISTON - (17003)	1	
-38	762 275		* SLEEVE - (17007)	1	
-39	752 584		* "O" RING - (MS28775-113)	1	
-40	484 788		* "O" RING - (MS28775-012)	1	
-41	752 585		* "O" RING - (MS28775-110)	1	
-42	754 848		* FITTING - (17002)	1	
-43	494 177		* SEAL - (110-3/16)	1	
-44	762 531		* RING - Retaining (XRC-313)	1	
-45	455 968		CYLINDER ASSEMBLY - Master (10-30) Cleveland	4	
-46	762 587		* RING - Snap (155-47)	1	
-47	763 451		* PISTON ROD ASSEMBLY - (182-22)	1	
-48	762 585		** "O" RING - (101-1)	1	
-49	757 318		** ROLL PIN - (223-00500)	1	
-50	756 622		** WASHER - (095-10100)	1	
-51	756 118	W	** SPRING - (82-9)	1	
-52	755 082		** GLAND - Packing (141-25)	1	
-53	756 018		** "O" RING - (101-01100)	1	
-54	756 016		** "O" RING - (101-00800)	2	
-55	756 621		** WASHER - Wiper (095-01300)	1	
-56	757 580		** SPRING - (082-02100)	1	
-57	763 450		** PISTON - (148-25)	1	
-58	758 457		** BUSHING - (145-58)	1	
-59	762 586		** RING - Snap (T5304-15)	1	

When ordering, always specify Part Number, Description and Serial Number of Aircraft

PIPER PARTS CATALOG

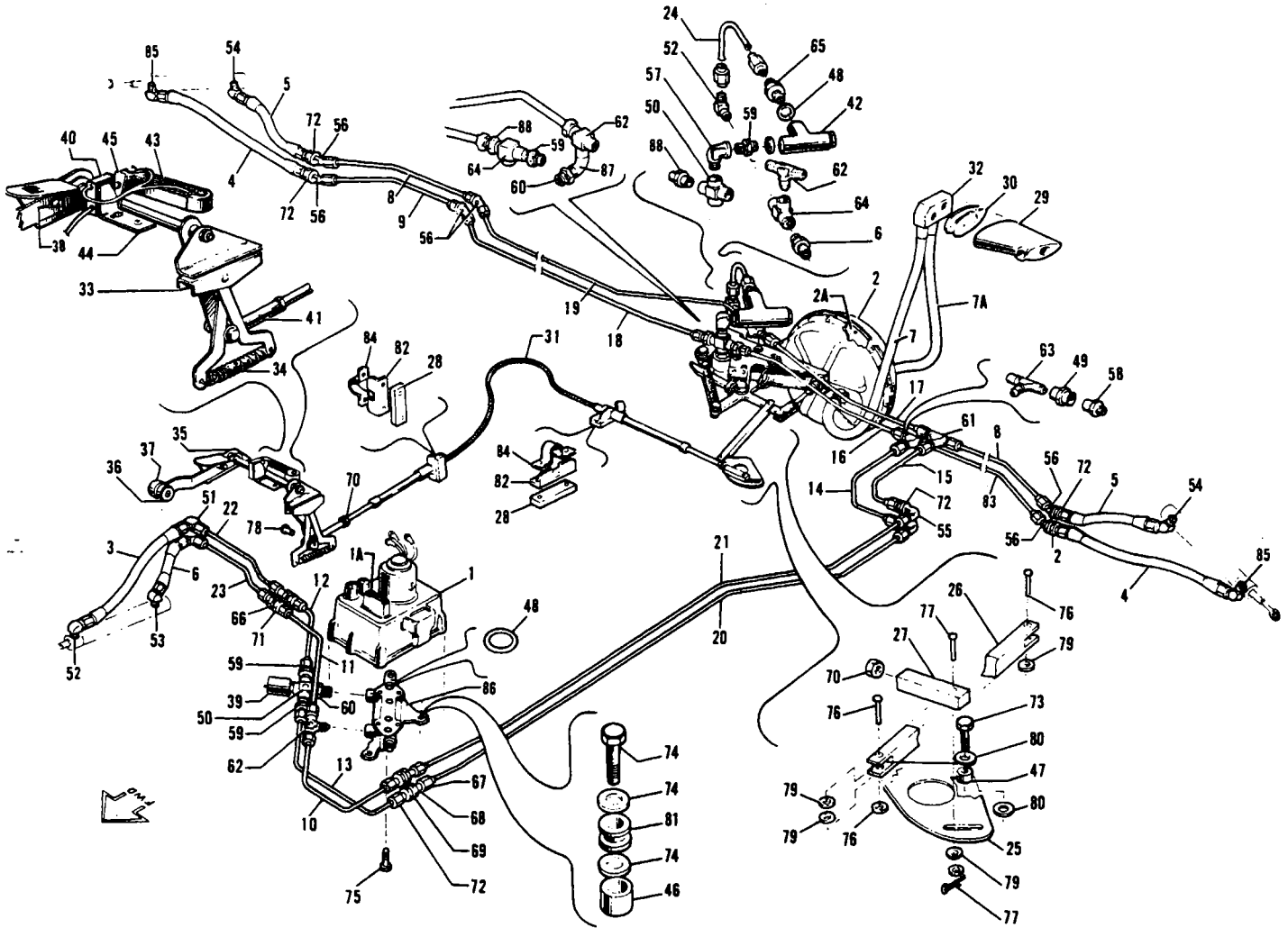


Figure 65 Hydraulic System Installation

PIPER PARTS CATALOG

CODE EXPLANATIONS FOR FIGURE 65

- A - No longer available. Order Gear Extension Flasher Replacement Kit 763 816V for serial numbers 32R-7680001 to 32R-7880032 inclusive. If Gear Extension Flasher Replacement Kit 763 816 has previously been installed on above serial number aircraft refer to Figure 101 for replacement flasher.
- W - These parts must be ordered from Service Spares Department, Piper Aircraft, Lock Haven, Penna.

PIPER PARTS CATALOG

Figure and Index Number	Part Number	Code	NOMENCLATURE	No Req	SERIAL NUMBERS AFFECTED
65-	38039		DRAWING - Hydraulic Landing Gear Installation		
-1	96671-02		PUMP ASSEMBLY - Hydraulic	1	
-1a	87369-22		* PLACARD - Hydraulic fluid spec	1	
-2	67748-02		ACTUATOR ASSEMBLY - Back-up gear extender	1	
-2a	761 138		* DIAPHRAGM REPLACEMENT KIT	1	
-3	63901-09		HOSE ASSEMBLY - Nose gear cylinder	1	
-4	63901-21		HOSE ASSEMBLY - Main gear cylinder	2	
-5	63901-30		HOSE ASSEMBLY - Main gear cylinder	2	
-6	63901-31		HOSE ASSEMBLY - Nose gear cylinder	1	
-7	63913-66		HOSE ASSEMBLY - Flexible vacuum (30" L)	1	
-7a	63913-157		HOSE ASSEMBLY - Flexible vacuum (36" L)	1	
-8	67700-06		TUBE ASSEMBLY - Main gear cylinder	2	
-9	67700-07		TUBE ASSEMBLY - Main gear cylinder	1	
-10	67700-106		TUBE ASSEMBLY - Nose gear cylinder top	1	
-11	67700-107		TUBE ASSEMBLY - Nose gear cylinder, top	1	
-12	67700-108		TUBE ASSEMBLY - Nose gear cylinder, bottom	1	
-13	67700-109		TUBE ASSEMBLY - Nose gear cylinder, bottom	1	
-14	67700-110		TUBE ASSEMBLY - Nose gear cylinder, bottom	1	
-15	67700-111		TUBE ASSEMBLY - Nose gear cylinder, top	1	
-16	67700-112		TUBE ASSEMBLY - Main gear, bottom	1	
-17	67700-113		TUBE ASSEMBLY - Main gear, top	1	
-18	67700-114		TUBE ASSEMBLY - Main gear, bottom	1	
-19	67700-115		TUBE ASSEMBLY - Main gear, top	1	
-20	67700-116		TUBE ASSEMBLY - Nose gear, bottom	1	
-21	67700-117		TUBE ASSEMBLY - Nose gear, top	1	
-22	67700-118		TUBE ASSEMBLY - Nose gear, top	1	
-23	67700-119		TUBE ASSEMBLY - Nose gear, bottom	1	
-24	67700-123		TUBE ASSEMBLY - Main gear	1	32R-7680001 to 32R-7780204 incl
-25	38054-00		ARM - Automatic landing gear	1	
-26	38053-00		PUSHROD - Automatic landing gear	1	
-27	38052-00		CONNECTOR - Automatic landing gear	1	
-28	38050-00		SPACER - Control cable attachment	2	
-29	67731-00		HEAD - Pressure vacuum (unheated)	1	
	67738-00		HEAD ASSEMBLY - Pressure vacuum (heated)	1	
-30	67732-00		GASKET - Pitot tube	2	
-31	555 816		CABLE - Control (PS50146-13-1)	1	
-32	67743-00		BLOCK ASSEMBLY - Vacuum head (unheated)	1	
	67743-02		BLOCK ASSEMBLY - Vacuum head (heated)	1	
-33	38185-00		CENTERING ASSEMBLY - Landing gear mechanism	1	
-34	67363-00		* SPRING - Gear dump	1	
-35	38175-00		HANDLE ASSEMBLY - Landing gear mechanism	1	
-36	96718-04		* KNOB - Landing gear handle (countersunk for screwhead)	1	
-37	96718-05		* KNOB - Landing gear handle (tapped)	1	
-38	38103-02		* SPRING	1	
-39	587 847		SWITCH - Pressure (211C243-12)	1	
-40	487 922		SWITCH - (1SE-1)	1	
-41	488 327	W	TERMINAL - (AN665-21R)	1	
-42	492 041		VALVE - (AN6245-AB4)	1	32R-7680001 to 32R-7780204 incl
-43	460 901	A	FLASHER - (617)	1	
-44	38039-02		BRACKET - Switch assembly	1	
-45	451 823		ACTUATOR - (JE-73)	1	
-46	65003-21		BUSHING	3	
-47	95061-113		BUSHING	1	
-48	484 788		"O" RING - Hydraulic (MS28775-012)	6	
-49	455 173	W	COUPLING - (AN910-1D)	1	
-50	455 405		CROSS - (AN918-1D)	2	
-51	558 826		ELBOW - (AN821-4)	2	

When ordering, always specify Part Number, Description and Serial Number of Aircraft

PIPER PARTS CATALOG

Figure and Index Number	Part Number	Code	NOMENCLATURE	No Req	SERIAL NUMBERS AFFECTED
65-52	458 875		ELBOW - (AN822-4)	1	
-53	458 865		ELBOW - (AN823-4)	1	
-54	458 891	W	ELBOW - (AN823-4D)	2	
-55	458 900	W	ELBOW - (AN833-4D)	2	
-56	458 910	W	ELBOW - (AN837-4D)	6	
-57	458 904		ELBOW - (AN914-1D)	1	32R-7680001 to 32R-7780204 incl
-58	67600-00		NIPPLE - Restricted	2	
-59	476 648	W	NIPPLE - (AN816-4D)	5	
-60	476 643	W	NIPPLE - (AN911-1D)	2	
-61	488 320		TEE - (AN824-4D)	1	
-62	488 499		TEE - (AN825-4D)	2	
-63	488 316		TEE - (AN826-4D)	1	
-64	488 474	W	TEE - (AN917-1D)	1	
-65	491 050	W	UNION - (AN815-4D)	1	32R-7680001 to 32R-7780204 incl
-66	491 063	W	UNION - (AN832-4)	2	
-67	477 750		NUT - (MS21921-4D)	2	
-68	460 472		SLEEVE - (MS21922-4)	2	
-69	551 876		ADAPTER - (MS21923-4D)	2	
-70	404 224	W	NUT - (AN315-3R)	2	
-71	477 629	W	NUT - (AN924-4)	2	
-72	477 618	W	NUT - (AN924-4D)	8	
-73	400 441	W	BOLT - (AN3-7A)	1	
	407 584	W	WASHER - (AN960-10L)	1	
	404 887	W	NUT - (MS20365-1032C)	1	
-74	400 443	W	BOLT - (AN3-12A)	3	
	494 192		WASHER - (5712-45)	6	
-75	401 300		BOLT - (AN4H-13A)	4	
	407 565	W	WASHER - (AN960-416)	4	
-76	424 146	W	PIN - (MS20392-1C19)	2	
	407 669		WASHER - (AN960-C4)	2	
	424 026		COTTER PIN - (MS24665-65)	2	
-77	424 147	W	PIN - (MS20392-1C21)	1	
	404 669		WASHER - (AN960-C4)	1	
	424 026		COTTER PIN - (MS24665-65)	1	
-78	424 179	W	PIN - (MS20392-2C21)	1	
	407 584	W	WASHER - (AN960-10L)	1	
	63900-75		BUSHING	1	
	424 051	W	COTTER PIN - (MS24665-132)	1	
-79	494 235		WASHER - (PS10011-4)	6	
-80	494 040		WASHER - (PS10011-12)	2	
-81	434 120		GROMMET - (MS35489-64)	3	
-82	69011-00		LUG - Control cable	2	
-83	67700-124		TUBE ASSEMBLY - Main gear cylinder	1	
-84	69012-00		CLAMP - Control cable	2	
-85	458 894	W	ELBOW - (AN822-4D)	2	
-86	96902-00		MOUNT ASSEMBLY - Hydraulic pump	1	
-87	458 863		ELBOW - (AN916-1D)	1	32R-7780205 and up
-88	67600-00		RESTRICTOR	1	

When ordering, always specify Part Number, Description and Serial Number of Aircraft

PIPER PARTS CATALOG

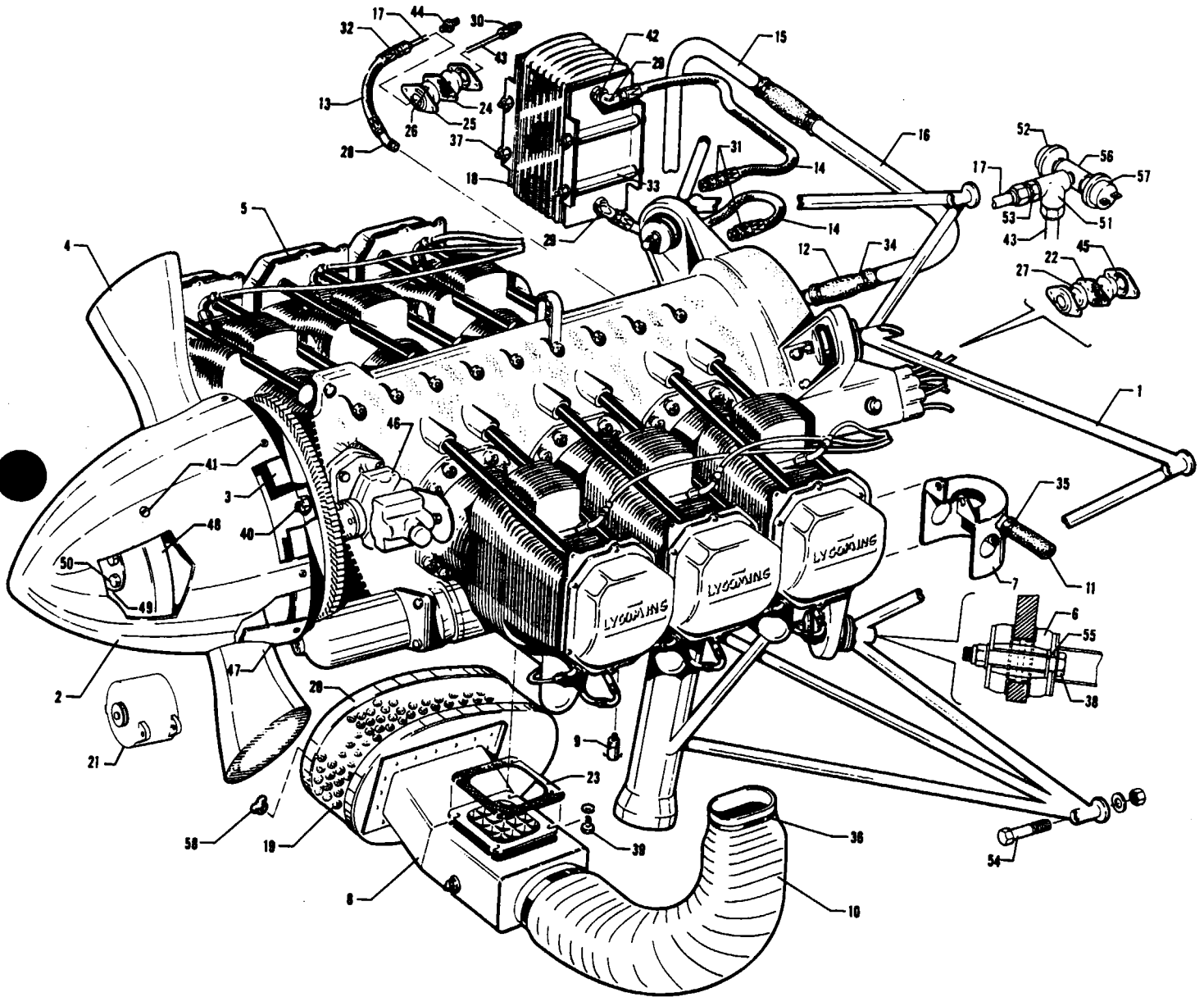


Figure 66 Power Plant Installation
(PA-32-260)

PIPER PARTS CATALOG

CODE EXPLANATIONS FOR FIGURE 66

- A - Secure from Lycoming Division-Avco Corporation, Williamsport, Penna
- B - If less than four mounts are being replaced, ascertain number which is stamped on rubber part of mount, and order either 475 114 (J7402-20) or 475 111 (J3804-27) If four mounts are being replaced, it is suggested that four of Part No 475 111 (J3804-27) be ordered
- C - Refer to Figures 82 or 83 if Constant Speed Propeller is installed
- D - See Figure 84 for component parts
- E - If existing spinner is constructed of fiberglass, order Spinner Replacement Kit 760 452
- F - Order part for serial nos 32-7500040 and up if Lycoming Serial No on engine includes Suffix "A"
- G - Used if engine hour meter is installed
- H - Used with fuel pump AC6440295 only
- J - Used with fuel pump AC6441271 only
- K - See Figure 103 for component parts
- W - These parts must be ordered from Service Spares Department, Piper Aircraft, Lock Haven, Penna

PIPER PARTS CATALOG

Figure and Index Number	Part Number	Code	NOMENCLATURE	No Req	SERIAL NUMBERS AFFECTED
66-	68700 69478		DRAWING - Power Plant Installation DRAWING - Power Plant Installation		32-1 to 32-1110 inclusive 32-1111 and up
-1	68710-00		MOUNT ASSEMBLY - Engine and nose gear strut	1	
-2	63760-00	C	SPINNER ASSEMBLY - Propeller	1	32-1 to 32-344 inclusive
	63760-03	C	SPINNER ASSEMBLY - Propeller	1	32-345 to 32-7200055 incl
	67790-00	E	SPINNER ASSEMBLY - Propeller	1	32-7300001 and up
-3	65208-02	C	BULKHEAD ASSEMBLY - Spinner, aft	1	32-1 to 32-344 inclusive
	65208-03	C	BULKHEAD ASSEMBLY - Spinner, aft	1	32-345 to 32-7200055 incl
	67791-00	E	BULKHEAD ASSEMBLY - Spinner, aft	1	32-7300001 and up
-4	450 962	C	PROPELLER - McCauley 1P235/PFA8266	1	32-1 to 32-7200055 incl
	550 936	D	PROPELLER ASSEMBLY - Hartzell (HC-C2YK-1BF/F8477-2)	1	32-7300001 and up
-5		A	ENGINE - Lycoming (O-540-E4B5)	1	
-6	475 114	B	MOUNTING KIT - Engine (J7402-20)	4	32-1 to 32-569 inclusive
	475 111		MOUNTING KIT - Engine (J3804-27)	4	32-570 and up
-7	63425-00	H	BAFFLE ASSEMBLY - Fuel pump	1	
	25006-06	J	BAFFLE ASSEMBLY - Fuel pump	1	
-8	65402-00		BOX ASSEMBLY - Carburetor air	1	32-1 to 32-450 inclusive
	65402-02		BOX ASSEMBLY - Carburetor air	1	32-451 and up
-9	61879-02	W	VALVE ASSEMBLY - Oil drain	1	
-10	99944-04		HOSE - Carburetor heat	1	
-11	63633-20		HOSE - Fuel pump air blast	1	
-12	63913-30		HOSE - Engine breather	2	
-13	63901-27		HOSE ASSEMBLY - Oil pressure	1	
-14	63901-26		HOSE ASSEMBLY - Oil cooler	2	
-15	65221-02		TUBE - Engine breather	1	
-16	68735-00		TUBE - Engine breather	1	
-17	68777-00		TUBE ASSEMBLY - Oil pressure gauge (48")	1	32-1 to 32-1110 inclusive
	67700-45		TUBE ASSEMBLY - Oil pressure gauge (26")	1	32-1111 to 32-7400061 incl
	67700-82		TUBE ASSEMBLY - Oil pressure gauge (21")	1	32-7500001 and up
-18	455 112		OIL COOLER - (Stewart Warner 8406F)	1	32-1 to 32-1033 inclusive
	18622-00	W	OIL COOLER - (Harrison)	1	32-1 to 32-1033 inclusive
	16599-00		OIL COOLER - (Harrison)	1	32-1034 and up
-19	460 632	W	AIR FILTER - (CA-161PL)	1	
-20	65403-00		COVER ASSEMBLY - Air filter	1	
-21		K	ALTERNATOR INSTALLATION - Chrysler		
-22	68771-03		GASKET - Firewall seal	1	32-1 to 32-1110 inclusive
-23	63684-04		GASKET - Carburetor air box	1	
-24	68771-06	C	GASKET - Firewall seal	1	32-1 to 32-7200055 incl
	68771-08		GASKET - Firewall seal	1	32-7300001 and up
-25	66789-00		PLATE - Firewall seal grommet	2	
-26	68770-18	C	GROMMET - Firewall seal	2	32-1 to 32-7200055 incl
	68770-06		GROMMET - Firewall seal	2	32-7300001 and up
-27	68770-03		GROMMET - Firewall seal	2	32-1 to 32-1110 inclusive
-28	68778-00		ELBOW - Oil pressure	1	
-29	558 908		ELBOW - (RA2000-C-8) Used with Stewart Warner Cooler	2	
	458 898	W	ELBOW - (AN822-8D) Used with Harrison Cooler	2	
-30	484 349		REDUCER - (AN919-1D)	1	
-31	476 664	W	NIPPLE - (AN816-8D)	2	
-32	491 055	W	UNION - (AN815-4)	1	
-33	86062-94	W	SPACER - Oil cooler	4	
-34	454 803	W	CLAMP - (S-1-3800)	2	
-35	454 837		CLAMP - (H-78000)	2	
-36	99289-00		CLAMP - Air duct	2	

When ordering, always specify Part Number, Description and Serial Number of Aircraft

PIPER PARTS CATALOG

Figure and Index Number	Part Number	Code	NOMENCLATURE	No Req	SERIAL NUMBERS AFFECTED
66-37	400 464		BOLT - (AN3-41A)	4	
	407 564	W	WASHER - (AN960-10)	8	
	407 584	W	WASHER - (AN960-10L)	8	
	404 887	W	NUT - (MS20365-1032C)	4	
-38	401 520		BOLT - (AN7-26A)	4	
	407 568	W	WASHER - (AN960-716)	8	
	404 891	W	NUT - (MS20365-720C)	4	
-39	401 918	W	BOLT - (AN74A-3)	4	
	407 136	W	LOCKWASHER - (AN936A416)	4	
-40	401 310	W	BOLT - (AN4-10A)	12	
	407 585	W	WASHER - (AN960-4126L)	12	
	404 888	W	NUT - (MS20365-428C)	12	
-41	416 329	C	SCREW - (AN525-1032R9) Spinner	10	32-1 to 32-344 inclusive
	407 584	C,W	WASHER - (AN960-10L)	10	32-1 to 32-344 inclusive
	400 438	C,W	BOLT - (AN3-4A) Spinner	12	32-345 to 32-7200055 incl
	415 379	E	SCREW - (MS51958-63)	28	32-7300001 and up
	494 227	E	WASHER - Fiber (PS10063-2)	28	32-7300001 and up
-42	477 718		NUT - Oil cooler (Truseal)	1	32-951 to 32-7200011 incl
-43	67700-44		TUBE ASSEMBLY - Oil pressure gauge (62")	1	32-1111 to 32-7400061 incl
	67700-81		TUBE ASSEMBLY - Oil pressure gauge (50")	1	32-7500001 and up
-44	491 050	W	UNION - (AN815-4D)	1	32-1111 to 32-7400061 incl
-45	66789-00		PLATE - Firewall seal grommet	2	32-1 to 32-1110 inclusive
-46	66634-03	F	GOVERNOR - Propeller	1	32-7300001 to 32-7500039 incl
	66634-09		GOVERNOR - Propeller	1	32-7500040 and up
-47	67794-00	E	CUFF - Spinner	2	32-7300001 and up
-48	67793-00	E	BULKHEAD - Spinner, forward	1	32-7300001 and up
-49	99499-00	E	PLATE - Spinner	1	32-7300001 and up
-50	401 301	E	BOLT - (AN4H3A)	4	32-7300001 and up
	407 565	E,W	WASHER - (AN960-416)	8	32-7300001 and up
-51	79038-00		TEE - Bulkhead fitting	1	32-7500001 and up
-52	587 961		SWITCH - (M-4011-35)	1	32-7500001 and up
-53	477 629	W	NUT - (AN924-4)	1	32-7500001 and up
	407 591	W	WASHER - (AN960-716L)	1	32-7500001 and up
-54	401 405	W	BOLT - (AN6-25A)	5	
	407 567	W	WASHER - (AN960-616)	AR	
	404 890	W	NUT - (MS20365-624C)	5	
-55	407 568	W	WASHER - (AN960-716)	4	32-570 and up
-56	588 469	G	TEE - (1/8 MMS-S)	1	32-7600001 and up
-57	587 990	G	SWITCH - Pressure (M-4006-4)	1	32-7600001 and up
-58	477 668		WING NUT - (WC-02)	2	

When ordering, always specify Part Number, Description and Serial Number of Aircraft

PIPER PARTS CATALOG

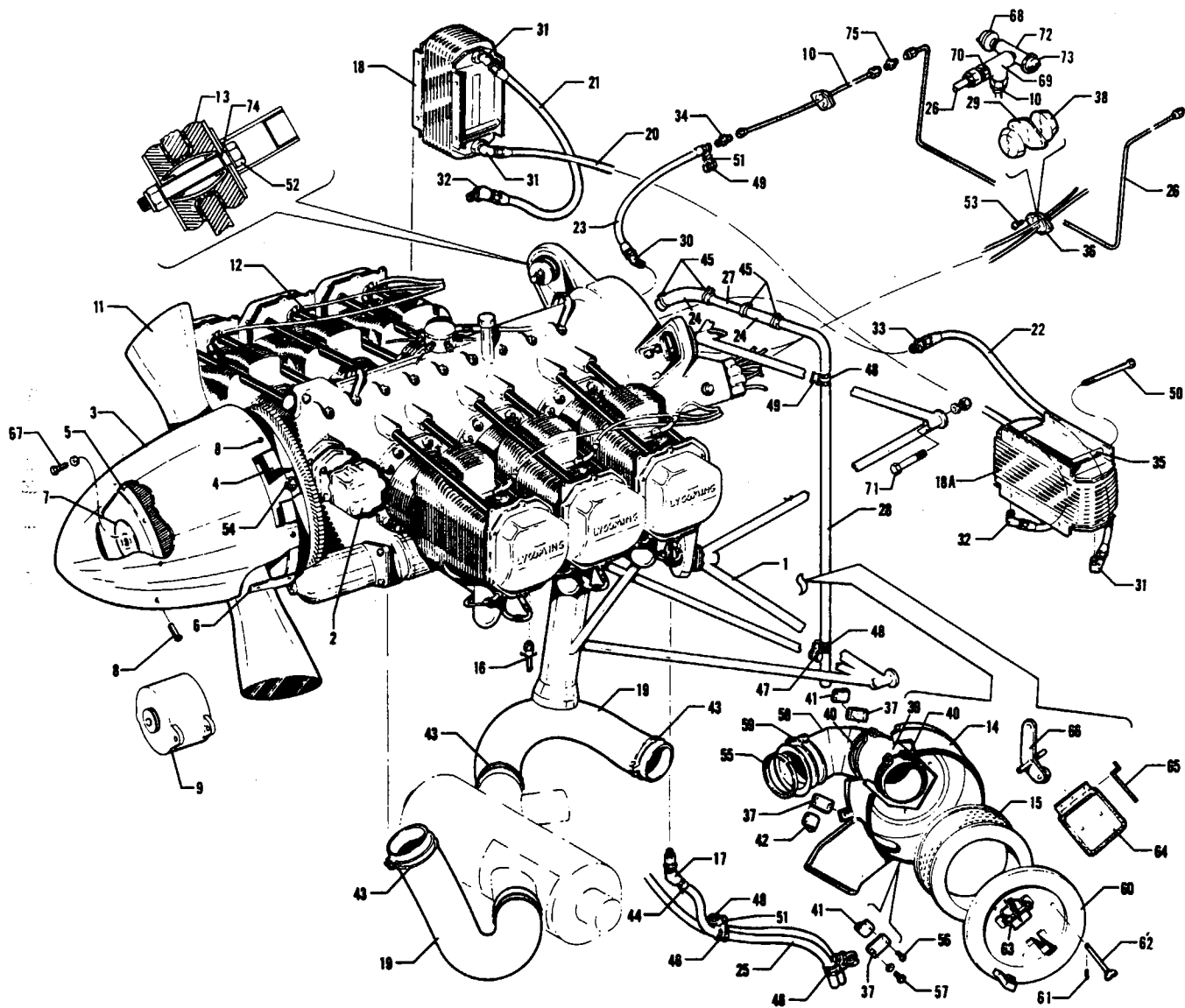


Figure 67 Power Plant Installation
(Serial Nos 32-40000 to 32-7540198 inclusive)

PIPER PARTS CATALOG

CODE EXPLANATIONS FOR FIGURE 67

- A - Secure from Lycoming, Division-Avco Corporation, Williamsport, Penna
- B - If existing spinner is constructed of fiberglass order Spinner Replacement Kit 760 452
- C - See Figure 84 for component parts
- D - Order part for serial no 32-7540139 and up if Lycoming Serial No on engine includes Suffix "A"
- E - If Oil Cooler and Line Replacement Kit 760 984 has been installed, order oil cooler assembly 16599-00
- F - If Oil Cooler and Line Replacement Kit 760 984 has been installed, order hose assembly 63901-35
- G - Used if engine hour meter is installed
- H - If less than four mounts are being replaced, ascertain number which is stamped on rubber part of mount and order either 475 131 (J-3804-31) or 470 644 (J-3804-40) If four mounts are being replaced, it is suggested that four of part number 470 644 (J-3804-40) be ordered
- J - See Figure 103 for component parts if a Chrysler alternator is installed See Figure 42 if a Prestolite alternator, with air conditioning, is installed
- W - These parts must be ordered from Service Spares Department, Piper Aircraft, Lock Haven, Penna

PIPER PARTS CATALOG

Figure and Index Number	Part Number	Code	NOMENCLATURE	No Req	SERIAL NUMBERS AFFECTED
67-	68383 69479		DRAWING - Power Plant Installation DRAWING - Power Plant Installation		32-40000 to 32-40565 inclusive 32-40566 and up
-1	68710-00		MOUNT ASSEMBLY - Engine and nose gear strut	1	
-2	66634-03	D	GOVERNOR - Propeller	1	32-40566 to 32-7540138 incl
	66634-09		GOVERNOR - Propeller	1	32-7540139 and up
-3	67790-00	B	SPINNER SHELL - Propeller	1	
-4	67791-00	B	BULKHEAD ASSEMBLY - Spinner, aft	1	
-5	67793-00	B	BULKHEAD ASSEMBLY - Spinner, forward	1	
-6	67794-00	B	CUFF - Spinner	2	
-7	99499-00	B	PLATE - Spinner	1	
-8	415 379	B	SCREW - (MS51958-63)	28	
	494 227	B	WASHER - Fiber (PS10063-2)	28	
-9		J	ALTERNATOR INSTALLATION		
-10	67700-44		TUBE ASSEMBLY - Oil pressure gauge (62")	1	32-40000 to 32-7440182 incl
	67700-81		TUBE ASSEMBLY - Oil pressure gauge (50")	1	32-7540001 and up
-11	550 937	C	PROPELLER ASSEMBLY - Hartzell (HC-C2YK-1BF/F8475D-4)	1	
	550 941	C	PROPELLER ASSEMBLY - Hartzell (HC-C2YK-1BF/F8475R-0)	1	
-12		A	ENGINE ASSEMBLY - Lycoming (IO-540-K1A5)	1	
-13	475 111		MOUNTING KIT - Engine (J-3804-27)	4	32-40000 to 32-7240055 incl
	475 131	H	MOUNTING KIT - Engine (J-3804-31)	4	32-7240056 and up
-14	68046-00		BOX ASSEMBLY - Engine air filter	1	32-40000 to 32-40565 inclusive
	69459-00		BOX ASSEMBLY - Engine air filter	1	32-40566 and up
-15	460 629	W	FILTER - Air (CA-162PL)	1	
-16	61879-02		VALVE ASSEMBLY - Oil drain	1	
-17	24995-00	W	VALVE ASSEMBLY - Automatic fuel drain	3	
-18	16599-00		COOLER ASSEMBLY - Oil (Harrison), right	1	
-18a	760 984	E	KIT - Oil cooler replacement, left	1	32-40000 to 32-7540139 incl
	16599-00		COOLER ASSEMBLY - Oil (Harrison), left	1	32-7540140 and up
-19	63633-41		HOSE - Air duct, left	1	
	63633-42		HOSE - Air duct, right	1	
-20	63901-35		HOSE ASSEMBLY - Oil cooler	1	
-21	63901-26		HOSE ASSEMBLY - Outlet to oil cooler, right	1	
-22	63901-26	F	HOSE ASSEMBLY - Outlet to oil cooler, left	1	32-40000 to 32-7540139 incl
	63901-35		HOSE ASSEMBLY - Outlet to oil cooler, left	1	32-7540140 and up
-23	63901-27		HOSE ASSEMBLY - Oil pressure	1	
-24	63913-30		HOSE - Breather tube	2	
-25	69015-02		HOSE - Automatic fuel drain, left	2	
	69015-04		HOSE - Automatic fuel drain, right	1	
-26	68777-00		TUBE ASSEMBLY - Oil pressure gauge (48")	1	32-40000 to 32-40565 incl
	67700-45		TUBE ASSEMBLY - Oil pressure gauge (26")	1	32-40566 to 32-7440182 incl
	67700-82		TUBE ASSEMBLY - Oil pressure gauge (21")	1	32-7540001 and up
-27	69004-00		TUBE - Engine breather	1	
-28	69024-00		TUBE - Engine breather	1	
-29	68771-03		GASKET - Firewall seal	1	32-40000 to 32-40565 incl
-30	68778-00		ELBOW - Oil pressure (restricted) 45 degrees	1	
-31	458 898	W	ELBOW - Oil cooler (MS20822-8D) 90 degrees	3	
-32	458 886	W	ELBOW - Oil cooler (MS20823-8D) 45 degrees	2	
-33	476 664	W	NIPPLE - Engine breather (AN816-8D)	1	
-34	491 055	W	UNION - Oil pressure (AN815-4)	1	
-35	86062-94	W	BUSHING - Spacer	8	
-36	66789-00		PLATE - Firewall seal	2	32-40000 to 32-40565 incl
-37	69018-00		PLATE - Engine air filter box attachment	3	
-38	68770-03		GROMMET - Firewall seal	2	32-40000 to 32-40565 incl
-39	99849-08		HOSE - Air duct (5 50" length)	1	
-40	554 883		CLAMP - (SAE TY A-4 1/16)	2	

When ordering, always specify Part Number Description and Serial Number of Aircraft

PIPER PARTS CATALOG

Figure and Index Number	Part Number	Code	NOMENCLATURE	No Req.	SERIAL NUMBERS AFFECTED
67-41	69019-02		CLAMP - Engine air filter box	2	
-42	69019-03		CLAMP - Engine mount	1	
-43	454 993		CLAMP - (SAE TY A-3 1/16)	4	
-44	454 983	W	CLAMP - (SAE 8) Type "E"	3	
-45	554 701	W	CLAMP - (SAE TY F-16)	4	
-46	554 881		CLAMP - (PS10017-6-5)	2	
-47	454 868	W	CLAMP - (PS10017-2-12)	1	
-48	454 977	W	CLAMP - (PS10017-2-16)	2	
-49	454 935	W	CLAMP - (PS10017-2-10)	3	
-50	400 464		BOLT - (AN3-41A)	8	
	407 564	W	WASHER - (AN960-10)	16	
	407 584	W	WASHER - (AN960-10L)	16	
	404 887	W	NUT - (MS20365-1032C)	8	
-51	417 776	W	SCREW - (AN520-10R10)	4	
	404 887	W	NUT - (MS20365-1032C)	4	
-52	401 520		BOLT - (AN7-26A)	4	32-40000 to 32-7240055 inclusive
	401 521		BOLT - (AN7-27A)	4	32-7240056 and up
	407 568	W	WASHER - (AN960-716)	8	
	404 891	W	NUT - (MS20365-720C)	4	
-53	415 754	W	SCREW - (AN515-8R8)	2	32-40000 to 32-40565 inclusive
	404 910	W	NUT - (MS20365-832C)	2	32-40000 to 32-40565 inclusive
-54	401 310	W	BOLT - (AN4-10A)	12	
	407 585	W	WASHER - (AN960-416L)	12	
	404 888	W	NUT - (MS20365-428C)	12	
-55	69231-00		SPACER - Air duct	1	
-56	415 754	W	SCREW - (AN515-8R8)	6	
	407 563	W	WASHER - (AN960-8)	6	
	404 910	W	NUT - (MS20365-832C)	6	
-57	400 438	W	BOLT - (AN3-4A)	3	
	407 564	W	WASHER - (AN960-10)	6	
	404 887	W	NUT - (MS20365-1032C)	3	
-58	69232-00		ELBOW ASSEMBLY - Engine air filter	1	
-59	69017-02		CLAMP ASSEMBLY	1	
-60	68047-00		COVER ASSEMBLY - Engine air filter	1	32-40000 to 32-40565 inclusive
	69458-00		COVER ASSEMBLY - Engine air filter	1	32-40566 and up
-61	480 650	W	* PIN - (99785-2)	3	32-40000 to 32-40237 inclusive
-62	487 713		* STUD - (W98293-2 8000)	2	32-40000 to 32-40237 inclusive
	487 727		* STUD - (2600-91W)	3	32-40238 and up
-63	401 279	W	* BOLT - (AN3-025A)	1	
	407 564	W	* WASHER - (AN960-10)	1	
	404 887	W	* NUT - (MS20365-1032C)	1	
	63900-96		* BUSHING	1	
-64	23809-07		* DOOR ASSEMBLY - Engine air filter cover	1	
-65	24582-00		* * SPRING - Air filter cover	1	
-66	69074-00		* LEVER ASSEMBLY - Engine air filter cover	1	
-67	401 301		BOLT - (AN4H3A)	4	
	407 565	W	WASHER - (AN960-416)	8	
-68	587 961		SWITCH - (M-4011-35)	1	32-7540001 and up
-69	79038-00		TEE - Bulkhead fitting	1	32-7540001 and up
-70	407 591	W	WASHER - (AN960-716L)	1	32-7540001 and up
	477 629	W	NUT - (AN924-4)	1	32-7540001 and up
-71	401 405	W	BOLT - (AN6-25A)	5	
	407 567	W	WASHER - (AN960-616)	AR	
	404 890	W	NUT - (MS20365-624C)	5	
-72	588 469	G	TEE - (1/3 MMS-S)	1	32-7640001 and up
-73	587 990	G	SWITCH - (M-4006-4)	1	32-7640001 and up
-74	407 568	W	WASHER - (AN960-716)	4	32-40000 to 32-7240055 inclusive
-75	491 050	W	UNION - (AN815-4D)	1	32-40566 to 32-7440182 incl

When ordering, always specify Part Number, Description and Serial Number of Aircraft

PIPER PARTS CATALOG

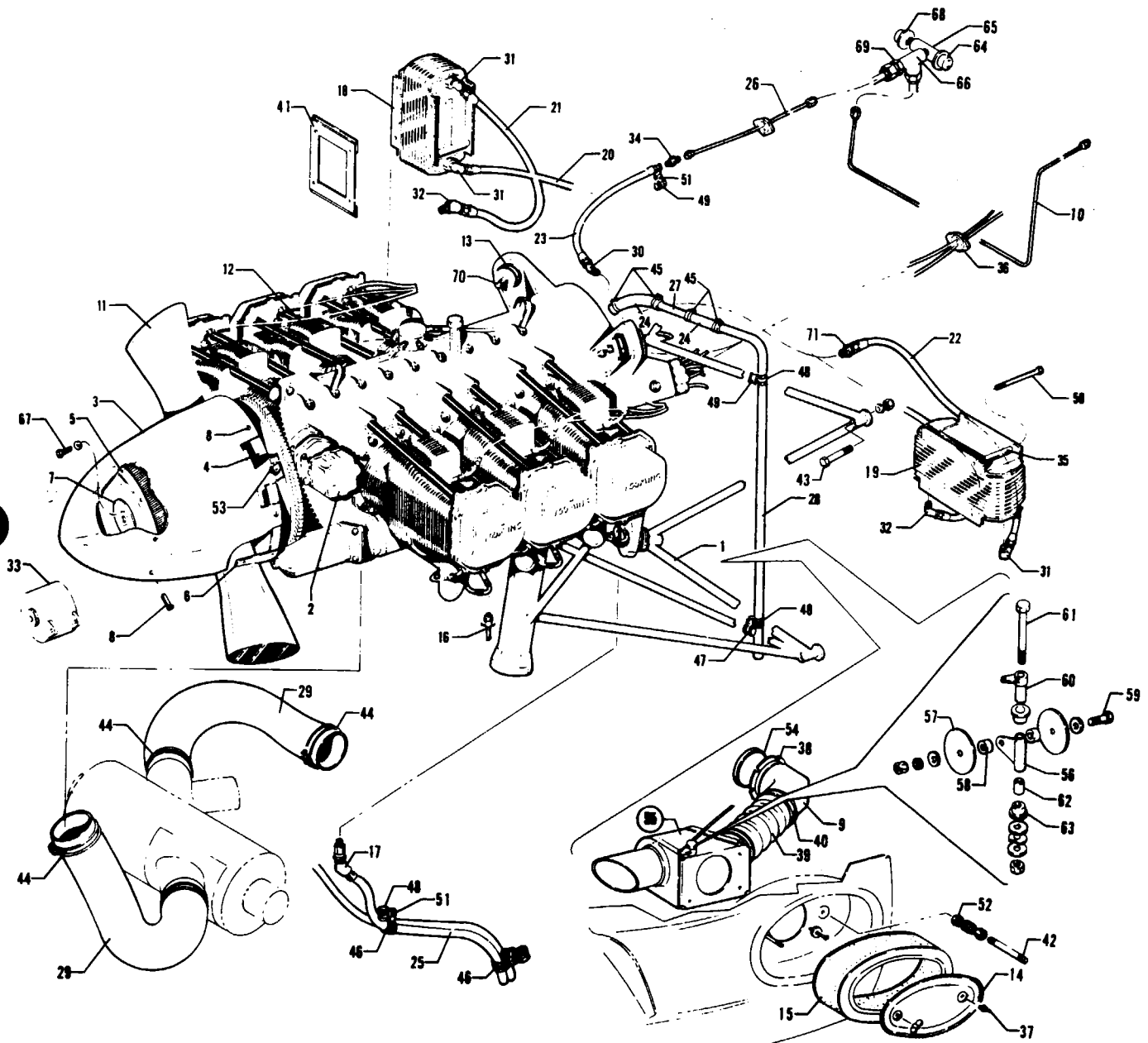


Figure 67A Power Plant Installation
(Serial Nos 32-7640001 and up)

PIPER PARTS CATALOG

CODE EXPLANATIONS FOR FIGURE 67A

- A - Secure from Lycoming, Division-Avco Corporation, Williamsport, Penna
- B - See Figure 84 for component parts
- C - Used if engine hour meter is installed
- D - See Figure 122 if Radar System is installed
- E - If less than four mounts are being replaced, ascertain number which is stamped on rubber part of mount and order either 475 131 (J-3804-31) or 470 644 (J-3804-40) If four mounts are being replaced, it is suggested that four of part number 470 644 (J-3804-40) be ordered
- F - See Figure 103 for component parts if a Chrysler Alternator is installed See Figure 42 if a Prestolite alternator, with air conditioning, is installed
- W - These parts must be ordered from Service Spares Department, Piper Aircraft, Lock Haven, Penna

PIPER PARTS CATALOG

Figure and Index Number	Part Number	Code	NOMENCLATURE	No Req.	SERIAL NUMBERS AFFECTED
67A-	69479		DRAWING - Power Plant Installation		
-1	68710-00		MOUNT ASSEMBLY - Engine and nose gear strut	1	
-2	66634-09		GOVERNOR - Propeller	1	
-3	67790-00		SPINNER SHELL - Propeller	1	
-4	67791-00		BULKHEAD ASSEMBLY - Spinner, aft	1	
-5	67793-00		BULKHEAD ASSEMBLY - Spinner, forward	1	
-6	67794-00		CUFF - Spinner	2	
-7	99499-00		PLATE - Spinner	1	
-8	415 379		SCREW - (MS51958-63)	28	
	494 227		WASHER - Fiber (PS10063-2)	28	
-9	69232-00		ELBOW ASSEMBLY - Engine air filter	1	
-10	67700-81		TUBE ASSEMBLY - Oil pressure gauge (50")	1	
-11	550 937	B	PROPELLER ASSEMBLY - Hartzell (HC-C2YK-1BF/F8475D-4)	1	
	550 941	B	PROPELLER ASSEMBLY - Hartzell (HC-C2YK-1BF/F8475R-0)	1	
-12		A	ENGINE ASSEMBLY - Lycoming (I0-540-K1A5)	1	32-7640001 to 32-7640065 incl , 32-7640067 to 32-7640071 incl 32-7640066, 32-7640072 and up
		A	ENGINE ASSEMBLY - Lycoming (I0-540-K1G5)	1	
-13	475 131	E	MOUNTING KIT - Engine (J-3804-31)	4	
-14	38019-05		CAP - Air filter	1	
-15	460 632	W	FILTER - Air (CA161PL)	1	
-16	61879-02		VALVE ASSEMBLY - Oil drain	1	
-17	24995-00	W	VALVE ASSEMBLY - Automatic fuel drain	3	
-18	16599-00		COOLER ASSEMBLY - Oil (Harrison), right	1	
-19	16599-00		COOLER ASSEMBLY - Oil (Harrison), left	1	
-20	63901-73		HOSE ASSEMBLY - Oil cooler	1	
-21	63901-26		HOSE ASSEMBLY - Outlet to oil cooler, right	1	
-22	63901-35		HOSE ASSEMBLY - Outlet to oil cooler, left	1	
-23	63901-27		HOSE ASSEMBLY - Oil pressure	1	
-24	63913-30		HOSE - Breather tube	2	
-25	69015-02		HOSE - Automatic fuel drain, left	2	
	69015-04		HOSE - Automatic fuel drain, right	1	
-26	67700-82		TUBE ASSEMBLY - Oil pressure gauge (21")	1	
-27	69004-00		TUBE - Engine breather	1	
-28	69024-00		TUBE - Engine breather	1	
-29	63633-159		HOSE - Air duct, left	1	
	63633-158		HOSE - Air duct, right	1	
-30	68778-00		ELBOW - Oil pressure (restricted) 45 degrees	1	
-31	458 898	W	ELBOW - Oil cooler (MS20822-8D) 90 degrees	3	
-32	458 886	W	ELBOW - Oil cooler (MS20823-8D) 45 degrees	2	
-33		F	ALTERNATOR INSTALLATION	1	
-34	491 055	W	UNION - Oil pressure (AN815-4)	1	
-35	86062-94	W	BUSHING - Spacer	8	
-36	66789-00		PLATE - Firewall seal	2	
-37	407 584	W	WASHER - (AN960-10L)	2	
	407 104	W	WASHER - Lock (AN935-10)	2	
	477 668		WING NUT - (WC-02)	2	
-38	555 846		CLAMP - (PS10017-23-60)	1	
-39	99849-08		HOSE - Air duct (5 50" length)	1	
-40	554 883		CLAMP - (SAE TY A-4 1/16)	2	
-41	38155-00		SEAL ASSEMBLY - Oil cooler	2	
-42	38019-03		STUD	2	
-43	401 405	W	BOLT - (AN6-25A)	5	
	407 567	W	WASHER - (AN960-616)	AR	
	404 890	W	NUT - (MS20365-624C)	5	
-44	454 993		CLAMP - (SAE TY A-3 1/16)	4	
-45	554 701	W	CLAMP - (SAE TY F-16)	4	

When ordering, always specify Part Number, Description and Serial Number of Aircraft

PIPER PARTS CATALOG

Figure and Index Number	Part Number	Code	NOMENCLATURE	No. Req.	SERIAL NUMBERS AFFECTED
67A-46	554 881		CLAMP - (PS10017-6-5)	2	
-47	454 868	W	CLAMP - (PS10017-2-12)	1	
-48	454 977	W	CLAMP - (PS10017-2-16)	2	
-49	454 935	W	CLAMP - (PS10017-2-10)	3	
-50	400 464		BOLT - (AN3-41A)	8	
	407 564	W	WASHER - (AN960-10)	16	
	407 584	W	WASHER - (AN960-10L)	16	
	404 887	W	NUT - (MS20365-1032C)	8	
-51	417 776	W	SCREW - (AN520-10R10)	4	
	404 887	W	NUT - (MS20365-1032C)	4	
-52	407 800	W	WASHER - (AN970-3)	4	
	404 887	W	NUT - (MS20365-1032C)	2	
	404 224	W	NUT - (AN315-3R)	2	
-53	401 310	W	BOLT - (AN4-10A)	12	
	407 585	W	WASHER - (AN960-416L)	12	
	404 888	W	NUT - (MS20365-428C)	12	
-54	69231-00		SPACER - Air duct	1	
-55	38080-00		VALVE BOX ASSEMBLY - Induction air	1	
-56	38080-09		* ARM ASSEMBLY	1	
-57	38080-16		* VALVE DISC	2	
-58	38080-15		* SPACER	2	
-59	401 269	W	* BOLT - (AN3-10A)	1	
	62833-07		* WASHER	2	
	407 043	W	* WASHER - Spring (MS35338-43)	1	
	404 887	W	* NUT - (MS20365-1032C)	1	
-60	38080-12		* CONTROL ASSEMBLY	1	
-61	401 343		* BOLT - (AN4-53)	1	
	407 591	W	* WASHER - (AN960-716L)	1	
	62833-86		* WASHER	1	
	404 101	W	* NUT - (AN310-4)	1	
	424 052	W	* COTTER PIN - (MS24665-134)	1	
-62	38080-17		* BUSHING	1	
-63	452 619		* BEARING - (MS17796-58)	2	
-64	587 990	C	SWITCH - (M-4006-4)	1	32-7640001 and up
-65	588 469	C,D	TEE - (1/3 MMS-S)	1	32-7640001 and up
-66	79038-00		TEE - Bulkhead fitting	1	32-7540001 and up
-67	401 301		BOLT - (AN4H3A)	4	
	407 565	W	WASHER - (AN960-416)	8	
-68	587 961		SWITCH - (M-4011-35)	1	32-7540001 and up
-69	407 591	W	WASHER - (AN960-716L)	1	32-7540001 and up
	477 629	W	NUT - (AN924-4)	1	32-7540001 and up
-70	401 521		BOLT - (AN7-27A)	4	
	407 568	W	WASHER - (AN960-716)	8	
	404 891	W	NUT - (MS20365-720C)	4	
-71	476 664	W	NIPPLE - Engine breather (AN816-8D)	1	

When ordering, always specify Part Number, Description and Serial Number of Aircraft

2D23

INTENTIONALLY LEFT BLANK

2D24
INTENTIONALLY LEFT BLANK

PIPER PARTS CATALOG

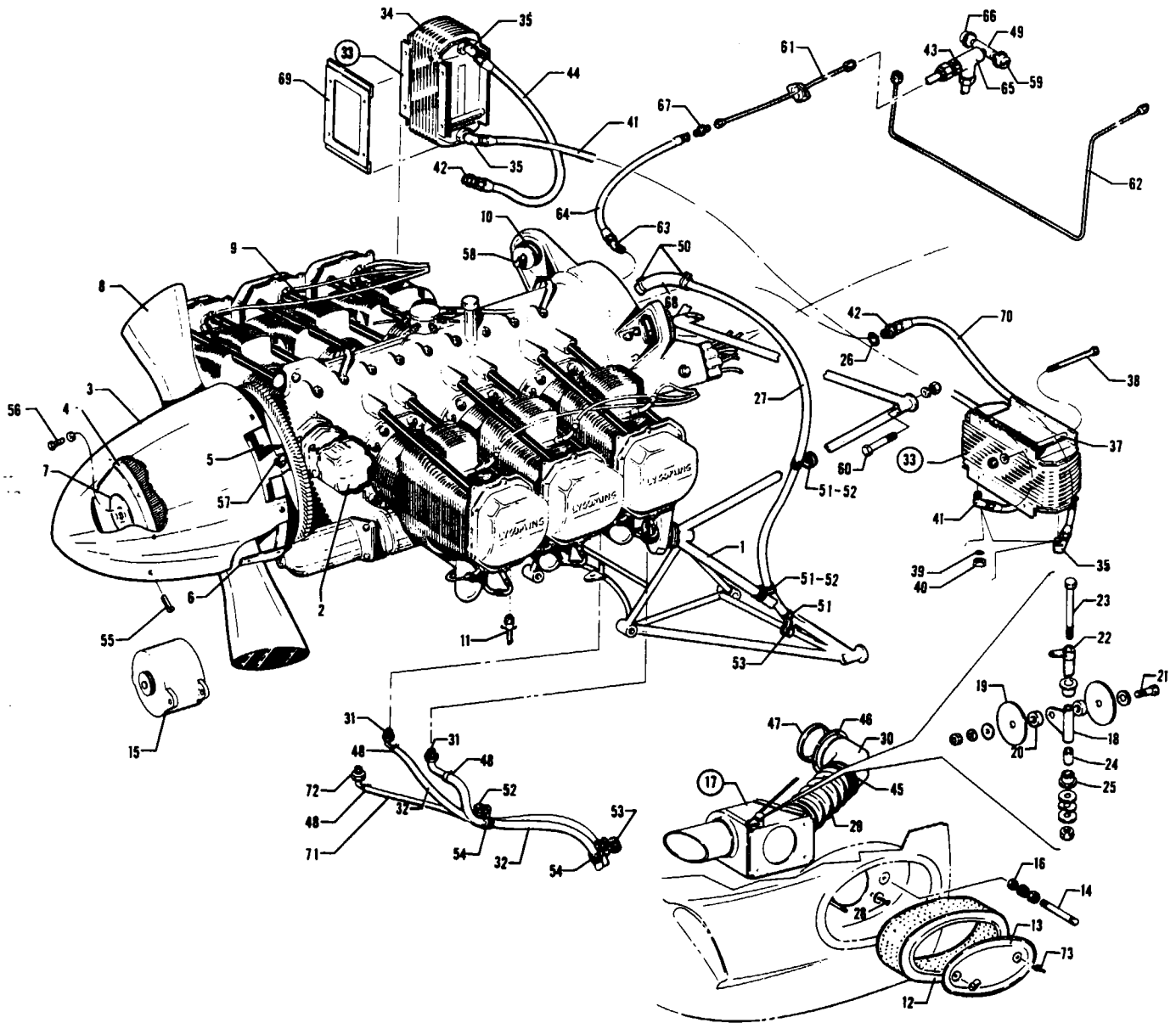


Figure 68 Power Plant Installation
(PA-32R-300)

REVISED APRIL 1980

PIPER PARTS CATALOG

CODE EXPLANATIONS FOR FIGURE 68

- A - See Figure for component parts
- B - Secure from Lycoming Division-Avco Corporation, Williamsport, Penna
- C - Used if engine hour meter is installed
- D - **Used on airplanes with serial numbers 32R-7680001 and up if Oil Cooler Replacement Kit 763 859v has been installed per Service Bulletin 586B**
- E - Used on airplanes with serial numbers 32R-7680001 and up if Induction Sump Drain Valve Kit 763 887v has been installed per Service Letter 864
- F - If less than four mounts are being replaced, ascertain number which is stamped on rubber part of mount and order either 475 131 (J-3804-31) or 475 225 (J-3804-40) If four mounts are being replaced, it is suggested that four of part number 475 225 (J-3804-40) be ordered
- G - See Figure 103 for component parts if a Chrysler alternator is installed See Figure 42 if a Prestolite alternator, with air conditioning is installed
- W - These parts must be ordered from Service Spares Department, Piper Aircraft, Lock Haven, Penna

PIPER PARTS CATALOG

Figure and Index Number	Part Number	Code	NOMENCLATURE	No. Req.	SERIAL NUMBERS AFFECTED
68-	38013 38164		DRAWING - Power Plant Installation DRAWING - Propeller Installation		
-1	38020-33 38020-00		MOUNT ASSEMBLY - Engine and nose gear strut MOUNT ASSEMBLY - Engine and nose gear strut	1 1	32R-7680001 to 32R-7780095 incl 32R-7780096 and up
-2	66634-08		GOVERNOR - Propeller	1	
-3	67790-00		SPINNER SHELL - Propeller	1	
-4	67793-00		BULKHEAD ASSEMBLY - Spinner, forward	1	
-5	67791-00		BULKHEAD ASSEMBLY - Spinner, aft	1	
-6	67794-00		CUFF - Spinner	2	
-7	99499-00		PLATE - Spinner	1	
-8	550 937	A	PROPELLER ASSEMBLY - Hartzell (HC-C2YK-1BF/F8475D-4)	1	
-9		B	ENGINE ASSEMBLY - Lycoming 10-540-K1A5D	1	32R-7680001 to 32R-7680140 incl
		B	ENGINE ASSEMBLY - Lycoming 10-540-K1G5D	1	32R-7680141 and up
-10	475 131	F	MOUNTING KIT - Engine (J-3804-31)	4	
-11	65824-00		VALVE ASSEMBLY - Oil drain	1	
-12	460 632	W	FILTER - Air (Fram CA161PL)	1	
-13	38019-06		CAP - Air filter	1	
-14	38019-03		STUD	2	
-15		G	ALTERNATOR INSTALLATION		
-16	407 800	W	WASHER - (AN970-3)	4	
	404 887	W	NUT - (MS20365-1032C)	2	
	404 224	W	NUT - (AN315-3R)	2	
-17	38080-00		VALVE BOX ASSEMBLY - Induction air	1	
-18	38080-09		* ARM ASSEMBLY	1	
-19	38080-16		* VALVE DISC	2	
-20	38080-15		* SPACER	2	
-21	401 269	W	* BOLT - (AN3-10A)	1	
	62833-07		* WASHER	2	
	407 043	W	* WASHER - Spring (MS35338-43)	1	
	404 887	W	* NUT - (MS20365-1032C)	1	
-22	38080-12		* CONTROL ASSEMBLY	1	
-23	401 343		* BOLT - (AN4-53)	1	
	407 591	W	* WASHER - (AN960-716L)	1	
	62833-86		* WASHER	1	
	587 384		* WASHER - Spring (3502-22-00)	1	
	404 101	W	* NUT - (AN310-4)	1	
	424 052	W	* COTTER PIN - (MS24865-134)	1	
-24	38080-17		* BUSHING	1	
-25	452 619		* BEARING - (MS17796-58)	2	
-26	479 402		"O" RING - (MS28778-10)	1	
-27	38166-00		TUBE - Oil breather	1	
-28	407 584	W	WASHER - (AN960-10L)	4	
	416 209		SCREW - (AN502-10-10)	4	
-29	99849-08		HOSE - Air duct, flexible	1	
-30	69232-00		ELBOW ASSEMBLY - Engine air filter	1	
-31	24995-00	W	VALVE ASSEMBLY - Automatic fuel drain, left and right	2	
-32	69015-02		HOSE - Automatic fuel drain, left	1	
	69015-04		HOSE - Automatic fuel drain, right	1	
-33	763 859		KIT - Oil cooler replacement	2	
-34	556 391	D	* COOLER ASSEMBLY - Oil (8543897)	1	
-35	458 905	D	* ELBOW - (AN833-8D)	2	
-36	458 914	D,W	* ELBOW - (AN837-8D)	1	
-37	86700-07	D	* TUBE - Spacer	4	

When ordering, always specify Part Number, Description and Serial Number of Aircraft

PIPER PARTS CATALOG

Figure and Index Number	Part Number	Code	NOMENCLATURE	No. Req.	SERIAL NUMBERS AFFECTED
68-38	400 460	D,W	* BOLT - (AN3-35A)	4	
	407 564	D,W	* WASHER - (AN960-10)	8	
	407 584	D,W	* WASHER - (AN960-10L)	8	
	404 887	D,W	* NUT - (MS20365-1032C)	4	
-39	484 879	D	* "O" RING - (MS28778-8)	2	
-40	477 621	D,W	* NUT - (AN924-8D)	2	
-41	63901-98		HOSE ASSEMBLY - Oil cooler	1	
-42	79869-02		REDUCER	2	
-43	477 629	W	NUT - (AN924-4)	1	
	407 591	W	WASHER - (AN960-716L)	1	
-44	63901-100		HOSE ASSEMBLY - Oil cooler to filter	1	
-45	554 883		CLAMP - (SAE TY A-4 1/16)	2	
-46	555 846		CLAMP - (PS10017-23-60)	1	
-47	69231-00		SPACER	1	
-48	454 806	W	CLAMP - (SAE TY E-7)	3	
-49	588 469	C	TEE - (1/8 MMS-S)	1	
-50	554 701	W	CLAMP - (SAE TY F-16)	2	
-51	554 775	W	CLAMP - (PS10017-2-15)	3	
-52	454 868	W	CLAMP - (PS10017-2-12)	3	
-53	454 935	W	CLAMP - (PS10017-2-10)	2	
-54	554 881	W	CLAMP - (PS10017-6-5)	4	
-55	415 379		SCREW - (MS51958-63)	28	
	494 227		WASHER - Fiber (PS10063-2)	28	
-56	401 301		BOLT - (AN4H-3A)	4	
	407 565	W	WASHER - (AN960-416)	AR	
-57	401 310	W	BOLT - (AN4-10A)	12	
	407 585	W	WASHER - (AN960-416L)	12	
	401 888	W	NUT - (MS20365-428C)	12	
-58	401 521		BOLT - (AN7-27A)	4	
	407 568	W	WASHER - (AN960-716)	8	
	404 891	W	NUT - (MS20365-720C)	4	
-59	587 990	C	SWITCH - (M-4006-4)	1	
-60	401 405	W	BOLT - (AN6-25A)	5	
	407 567	W	WASHER - (AN960-616)	5	
	404 890	W	NUT - (MS20365-624C)	5	
-61	67700-82		TUBE ASSEMBLY - Oil pressure gauge	1	
-62	67700-81		TUBE ASSEMBLY - Oil pressure gauge	1	
-63	68778-00		FITTING	1	
-64	63901-52		HOSE ASSEMBLY - Oil pressure	1	
-65	79038-00		FITTING - Bulkhead tee	1	
-66	587 961		SWITCH - (M-4011-35)	1	
-67	491 055	W	UNION - (AN815-4)	1	
-68	63913-133		HOSE - Oil breather	1	
-69	38155-00		SEAL ASSEMBLY - Oil cooler	2	
-70	63901-99		HOSE ASSEMBLY - Engine to oil cooler	1	
-71	69015-04		HOSE - Automatic fuel drain, center	1	
-72	24995-00	W	VALVE ASSEMBLY - Automatic fuel drain, center	1	
-73	407 584	W	WASHER - (AN960-10L)	2	
	407 104	W	WASHER - Lock (AN935-10)	2	
	477 668		WING NUT - (WC-02)	2	

When ordering, always specify Part Number, Description and Serial Number of Aircraft

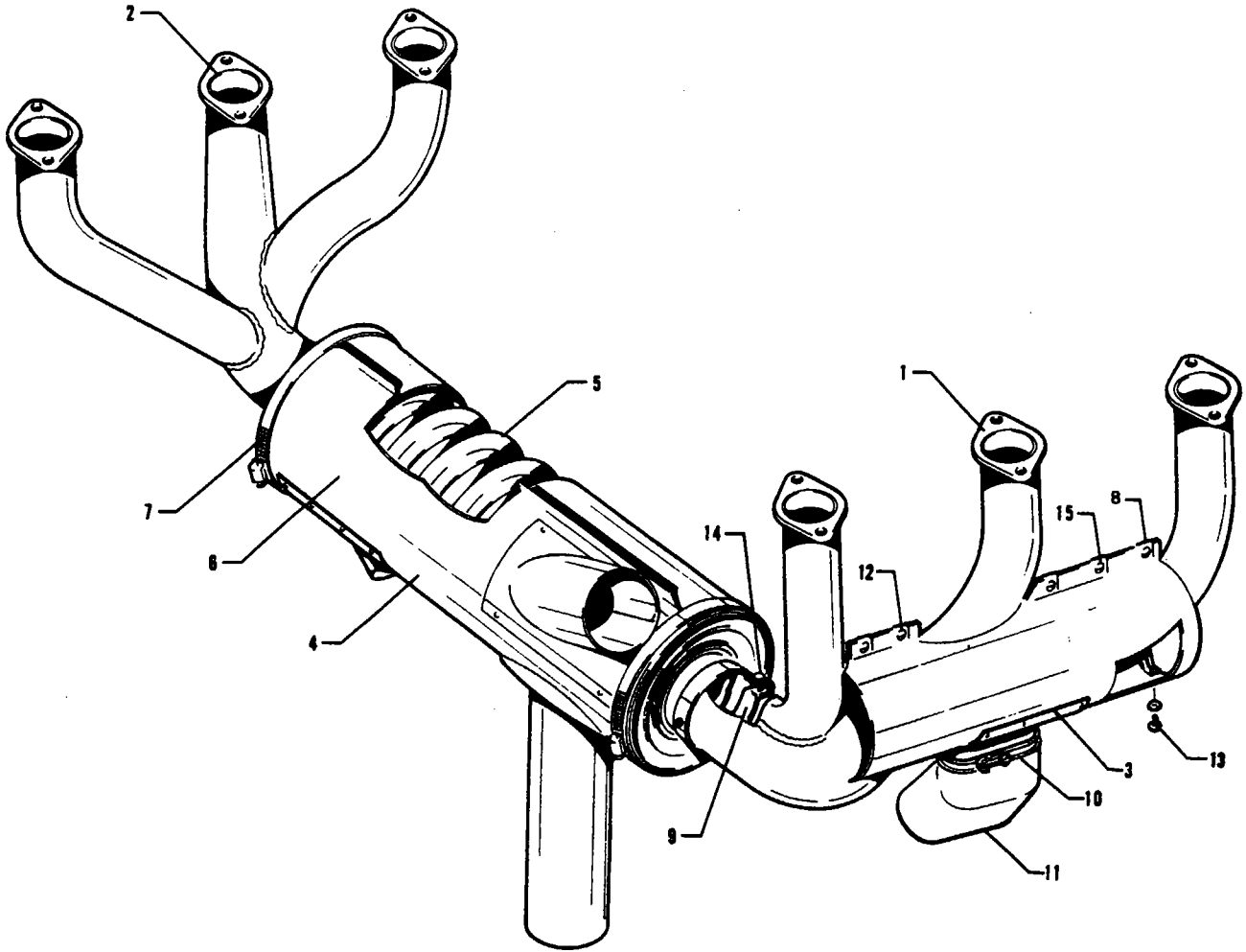


Figure 69. Engine Exhaust System Installation
(PA-32-260)

PIPER PARTS CATALOG

CODE EXPLANATIONS FOR FIGURE 69

W - These parts must be ordered from Service Spares Department, Piper Aircraft, Lock Haven, Penna.

PIPER PARTS CATALOG

Figure and Index Number	Part Number	Code	NOMENCLATURE	No. Req.	SERIAL NUMBERS AFFECTED
69-	68716		DRAWING - Exhaust System Installation		
-1	65038-00		STACK ASSEMBLY - Left exhaust	1	
-2	65039-00		STACK ASSEMBLY - Right exhaust	1	
-3	85041-00		SHROUD ASSEMBLY - Carburetor heat	1	32-1 to 32-7300008 inclusive
	69675-00		SHROUD ASSEMBLY - Carburetor heat	1	32-7300009 and up
-4	68717-00		MUFFLER ASSEMBLY - Complete	1	32-1 to 32-883 inclusive
	69175-00		MUFFLER ASSEMBLY - Complete	1	32-884 and up
-5	68718-00		MUFFLER ASSEMBLY	1	
-6	68724-00		SHROUD ASSEMBLY - Muffler	1	32-1 to 32-883 inclusive
	69174-00		SHROUD ASSEMBLY - Muffler	1	32-884 and up
-7	554 848	W	CLAMP - (GS96SS)	2	
-8	63670-00		CLIP - Shroud	5	
-9	65442-00		CLAMP - Exhaust stack	1	
-10	99289-00		CLAMP - Carburetor heat shroud	1	32-1 to 32-7300008 inclusive
-11	69677-00		TUBE ASSEMBLY - Carburetor heat	1	32-1 to 32-7300008 inclusive
-12	415 146	W	SCREW - (AN526-632R7)	2	
	404 909	W	NUT - (MS20365-632C)	2	
-13	415 146	W	SCREW - (AN526-632R7)	1	
	407 562	W	WASHER - (AN960-6)	1	
	404 909	W	NUT - (MS20365-632C)	1	
-14	400 103	W	BOLT - (AN4-6)	1	
	407 565	W	WASHER - (AN960-416)	2	
	404 101	W	NUT - (AN310-4)	1	
	424 051	W	COTTER PIN - (AN380-2-2)	1	
-15	415 148	W	SCREW - (AN526-632R6)	3	
	404 909	W	NUT - (MS20365-632C)	3	

When ordering, always specify Part Number, Description and Serial Number of Aircraft

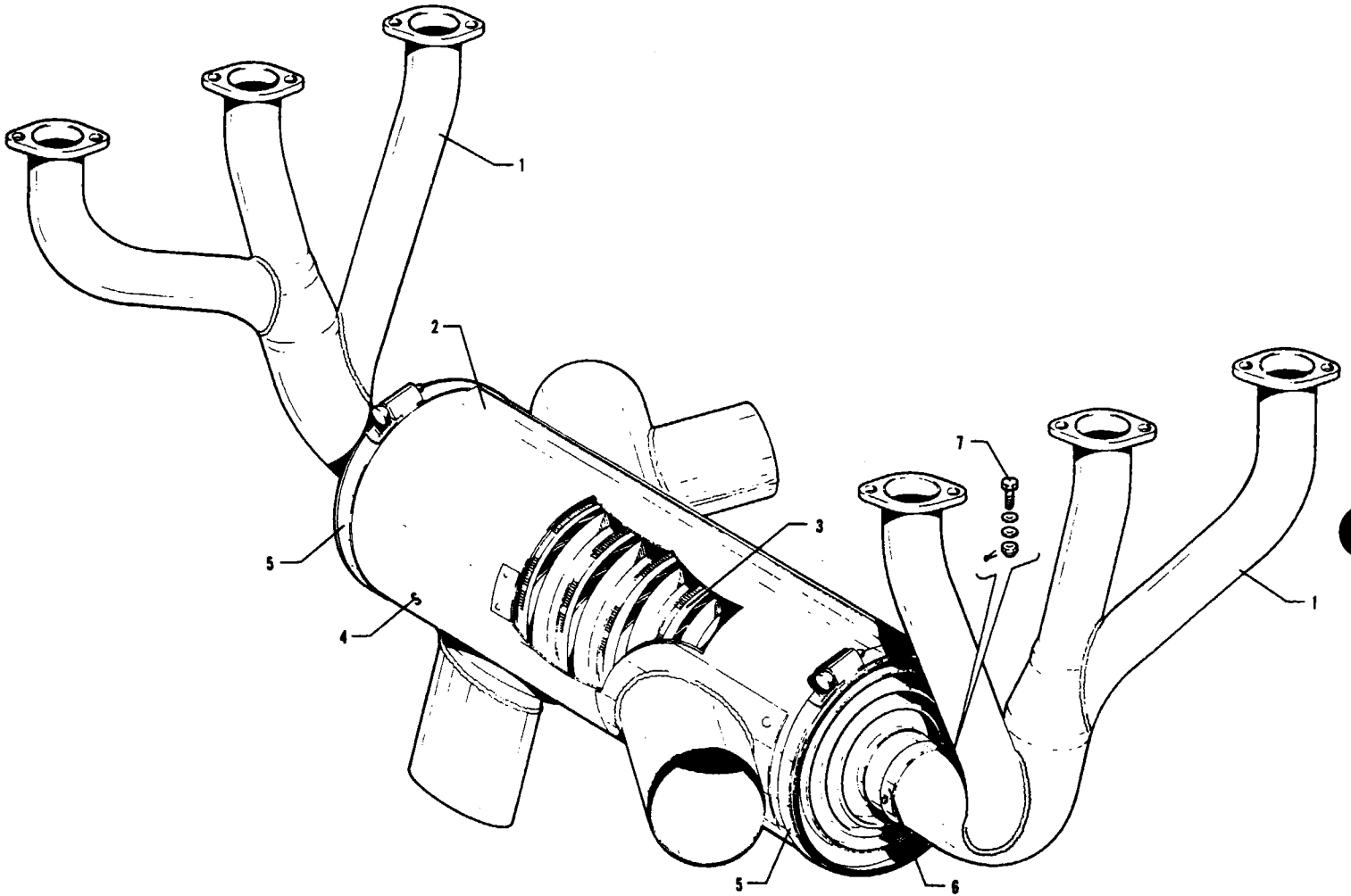


Figure 70. Engine Exhaust System Installation
(Serial Nos. 32-40000 to 32-7540198 inclusive)

PIPER PARTS CATALOG

CODE EXPLANATIONS FOR FIGURE 70

W - These parts must be ordered from Service Spares Department, Piper Aircraft, Lock Haven, Penna.

PIPER PARTS CATALOG

Figure and Index Number	Part Number	Code	NOMENCLATURE	No. Req.	SERIAL NUMBERS AFFECTED
70-	68805		DRAWING - Exhaust System Installation		
-1	68793-00		STACK ASSEMBLY - Exhaust	2	
-2	68799-00		MUFFLER ASSEMBLY - Complete	1	32-40000 to 32-7240055 inclusiv
	68799-02		MUFFLER ASSEMBLY - Complete	1	32-7240056 to 32-7540198 incl.
-3	68796-00		MUFFLER ASSEMBLY	1	
-4	68798-00		SHROUD ASSEMBLY	1	32-40000 to 32-7240055 inclusiv
	68798-03		SHROUD ASSEMBLY	1	32-7240056 to 32-7540198 incl.
-5	554 848	W	CLAMP - (GS-96SS)	2	
-6	65442-00		CLAMP - Exhaust stack	1	
-7	400 103	W	BOLT - (AN4-6)	1	
	407 585	W	WASHER - (AN960-416)	2	
	424 051	W	COTTER PIN - (AN380-2-2)	1	
	404 101	W	NUT - (AN310-4)	1	

When ordering, always specify Part Number, Description and Serial Number of Aircraft

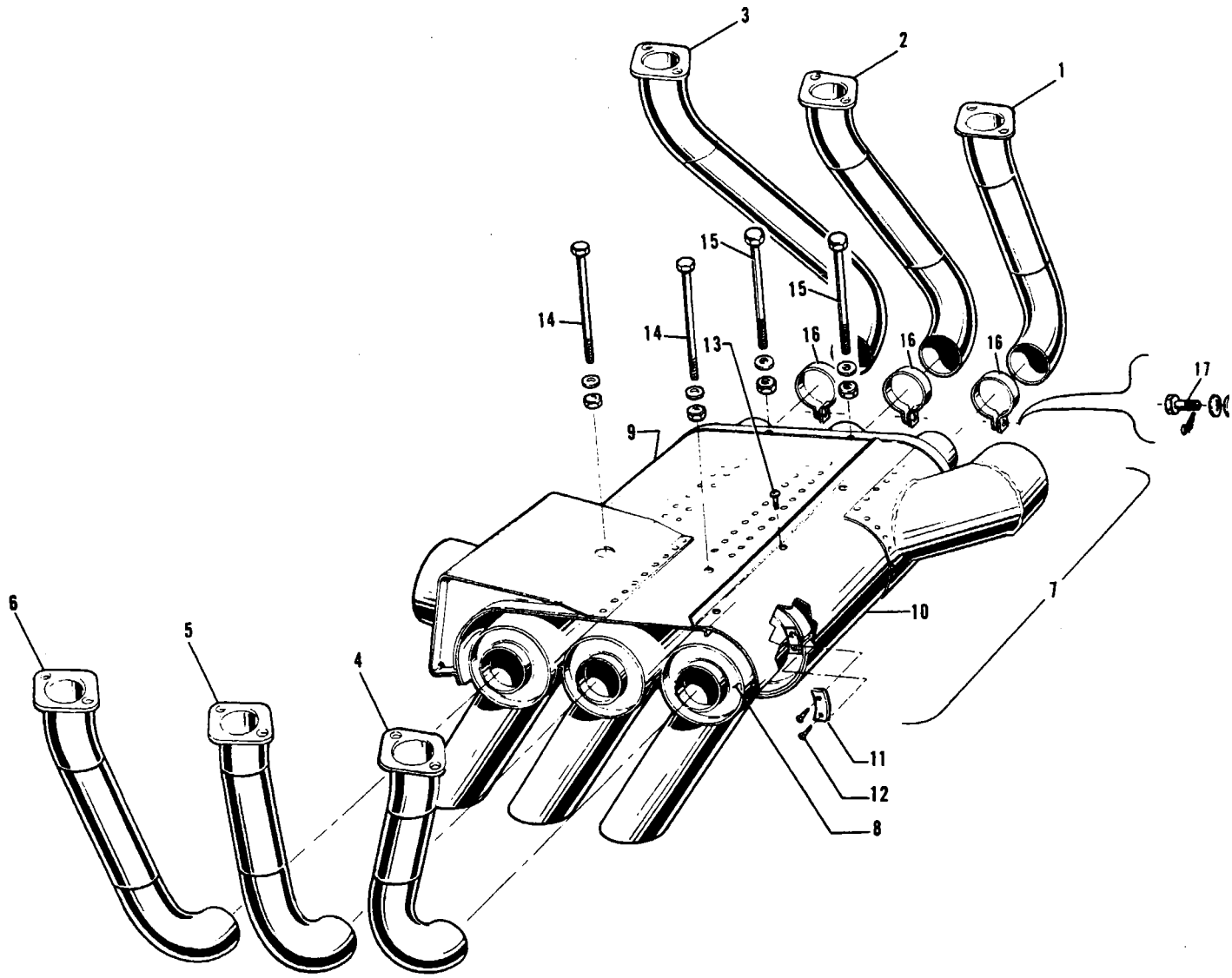


Figure 71. Engine Exhaust System Installation
(PA-32-300 - Serial Nos. 32-7640001 and up)
(PA-32R-300 - Serial Nos. 32R-7680001 and up)

PIPER PARTS CATALOG

CODE EXPLANATIONS FOR FIGURE 71

- A - Used on PA-32-300 with serial numbers 32-7640001 and up, and PA-32R-300.
- B - Used on PA-32-300 with serial numbers 32-7640001 to 32-7640059 inclusive, and PA-32R-300 with serial numbers 32R-7680001 to 32R-7680094 inclusive.
- C - Used on PA-32-300 with serial numbers 32-7640060 and up, and PA-32R-300 with serial numbers 32R-7680095 and up.
- W - These parts must be ordered from Service Spares Department, Piper Aircraft, Lock Haven, Penna.

PIPER PARTS CATALOG

Figure and Index Number	Part Number	Code	NOMENCLATURE	No. Req.	SERIAL NUMBERS AFFECTED
71-	38137		DRAWING - Exhaust System Installation		
-1	38137-04		STACK ASSEMBLY - Left front	1	
-2	38137-03		STACK ASSEMBLY - Left center	1	
-3	38137-02		STACK ASSEMBLY - Left rear	1	
-4	38137-05		STACK ASSEMBLY - Right front	1	
-5	38137-06		STACK ASSEMBLY - Right center	1	
-6	38137-07		STACK ASSEMBLY - Right rear	1	
-7	38146-00	B	MUFFLER ASSEMBLY - Complete	1	
	38146-02	C	MUFFLER ASSEMBLY - Complete	1	
-8	67517-00		MUFFLER ASSEMBLY	3	
-9	38159-00	B	SHROUD ASSEMBLY - Muffler, top	1	
	38159-02	C	SHROUD ASSEMBLY - Muffler, top	1	
-10	38162-00	B	SHROUD ASSEMBLY - Muffler, bottom	1	
	38162-06	C	SHROUD ASSEMBLY - Muffler, bottom	1	
-11	67652-00		TAB - Muffler	4	
-12	419 932		SCREW - (4 x 1/2 Type "A")	8	
-13	415 483	W	SCREW - (MS35206-228)	7	
-14	400 466	W	BOLT - (AN3-43A)	2	
	407 584	W	WASHER - (AN960-10L)	4	
	404 835	W	NUT - (MS20384-1032C)	2	
-15	400 466	C,W	BOLT - (AN3-43A)	2	
	407 584	C,W	WASHER - (AN960-10L)	4	
	404 835	C,W	NUT - (MS20384-1032C)	2	
-16	63243-02		CLAMP - Exhaust stack	3	
-17	400 103	W	BOLT - (AN4-6)	3	
	407 565	W	WASHER - (AN960-418)	6	
	404 101	W	NUT - (AN310-4)	3	
	424 051	W	COTTER PIN - (MS24665-132)	3	

When ordering, always specify Part Number, Description and Serial Number of Aircraft

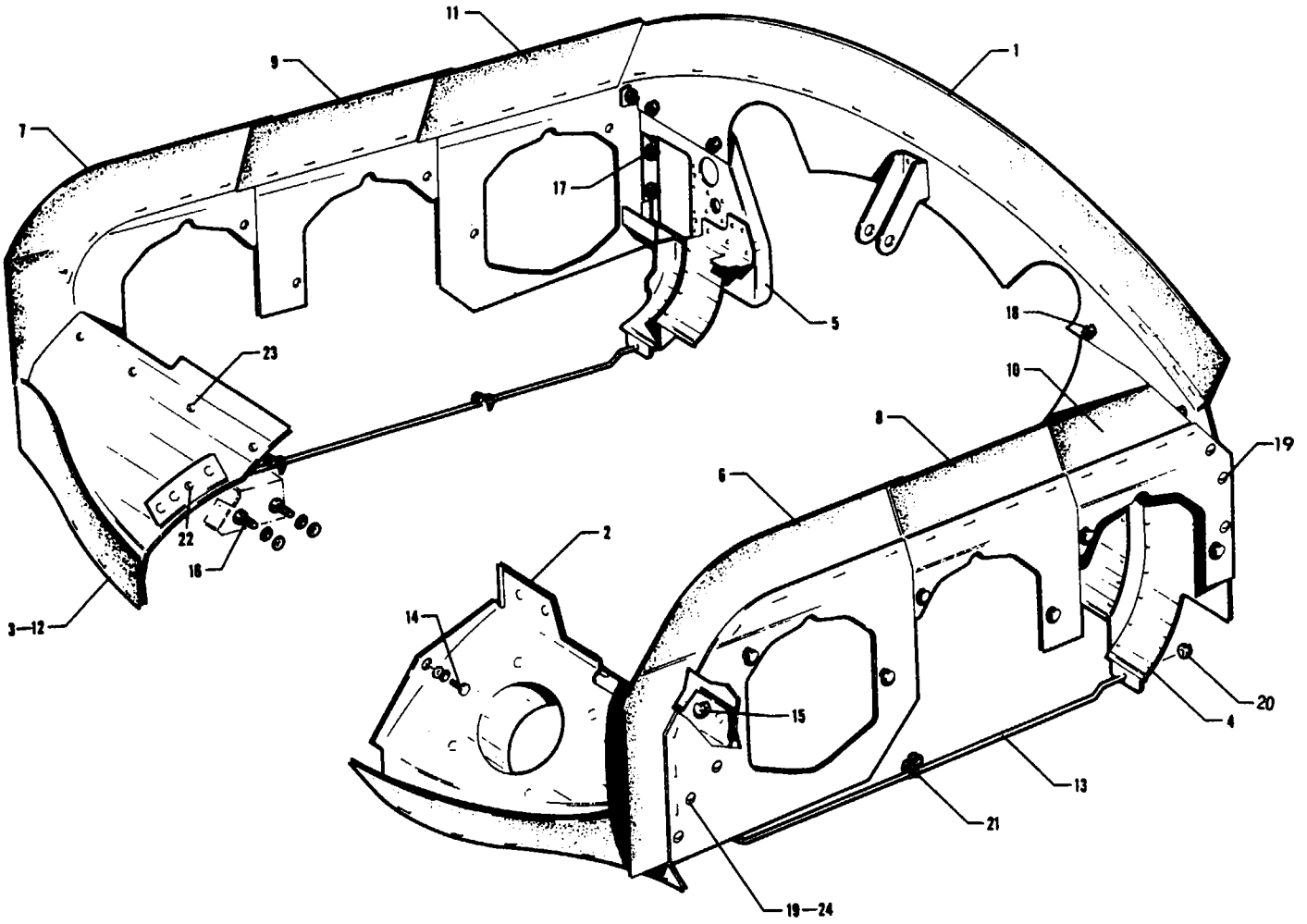


Figure 72. Engine Baffle Installation
(PA-32-280)

PIPER PARTS CATALOG

CODE EXPLANATIONS FOR FIGURE 72

W - These parts must be ordered from Service Spares Department, Piper Aircraft, Lock Haven, Penna.

PIPER PARTS CATALOG

Figure and Index Number	Part Number	Code	NOMENCLATURE	No. Req.	SERIAL NUMBERS AFFECTED
72-	68745		DRAWING - Engine Baffle Installation		
-1	68746-00		BAFFLE ASSEMBLY - Top rear	1	
-2	68759-00		BAFFLE ASSEMBLY - Left front	1	
-3	65137-00		BAFFLE ASSEMBLY - Right front	1	
-4	65030-00		BAFFLE ASSEMBLY - Left rear	1	
-5	65169-09		BAFFLE ASSEMBLY - Right rear	1	32-1 to 32-1033 inclusive
	69290-00		BAFFLE ASSEMBLY - Right rear	1	32-1034 and up
-6	68748-00		BAFFLE ASSEMBLY - Left side, front	1	
-7	68754-00		BAFFLE ASSEMBLY - Right side, front	1	
-8	68750-00		BAFFLE ASSEMBLY - Left side, center	1	
-9	68756-00		BAFFLE ASSEMBLY - Right side, center	1	
-10	68752-00		BAFFLE ASSEMBLY - Left side, rear	1	
-11	68757-00		BAFFLE ASSEMBLY - Right side, rear	1	
-12	65139-00		FAIRING ASSEMBLY - Right front baffle	1	
-13	65103-02		ROD - Baffle tie	2	
-14	418 420	W	SCREW - Cap (1/4-20NC3 x 1/2)	14	
	407 136	W	WASHER - (AN936-A416)	14	
	407 565	W	WASHER - (AN960-416)	16	
-15	416 963	W	SCREW - (AN526-1024R8)	1	
	407 135	W	WASHER - (AN936-A10)	1	
	407 564	W	WASHER - (AN936-10)	1	
-16	418 942		SCREW - Cap (3/8-16NC3 x 3/4)	2	
	407 567	W	WASHER - (AN960-616)	2	
	407 138		WASHER - (AN936-A616)	2	
-17	416 995	W	SCREW - (AN526-1032R8)	9	
	407 564	W	WASHER - (AN960-10)	9	
	404 835	W	NUT - (MS20364-1032C)	9	
-18	416 995	W	SCREW - (AN526-1032R8)	4	
	407 564	W	WASHER - (AN960-10)	4	
	404 887	W	NUT - (MS20365-1032C)	4	
-19	415 448	W	SCREW - (AN526-832R6)	6	
	407 583	W	WASHER - (AN960-8L)	6	
	404 883	W	NUT - (MS20364-832C)	6	
-20	404 829	W	NUT - (MS20364-832C)	4	
-21	417 774		SCREW - (AN520-10R6)	3	
	404 835	W	NUT - (MS20364-1032C)	3	
-22	415 447	W	SCREW - (AN526-832R7)	1	
	477 673		NUT - (MU832-38-050/075-L-F10)	1	
-23	415 447	W	SCREW - (AN526-832R7)	4	
	477 672		NUT - (MU832-38-025/050-L-F10)	4	
-24	415 448	W	SCREW - (AN526-832R6)	2	
	477 672		NUT - (MU832-38-025/050-L-F10)	2	

When ordering, always specify Part Number, Description and Serial Number of Aircraft

PIPER PARTS CATALOG

CODE EXPLANATIONS FOR FIGURE 73

- A - Used on PA-32-300 only.
- B - Used on PA-32R-300 only.
- C - Used on PA-32-300 with serial numbers 32-7640001 and up, and PA-32R-300.
- D - Used on PA-32-300 with serial numbers 32-40000 to 32-7640085 incl., 32-7640067 to 32-7640071 incl., and PA-32R-300 with serial numbers 32R-7680001 to 32R-7680140 incl.
- E - Used on PA-32-300 with serial numbers 32-7640086, 32-7640072 and up, and PA-32R-300 with serial numbers 32R-7680141 and up.
- W - These parts must be ordered from Service Spares Department, Piper Aircraft, Lock Haven, Penna.

PIPER PARTS CATALOG

Figure and Index Number	Part Number	Code	NOMENCLATURE	No. Req.	SERIAL NUMBERS AFFECTED
73-	68034		DRAWING - Engine Baffle Installation		
-1	68033-00		FAIRING ASSEMBLY - Right front baffle	1	32-40000 to 32-7240055 incl
	99778-00		FAIRING ASSEMBLY - Right front baffle	1	32-7240056 and up
-1a	99776-00		* COVER ASSEMBLY - Right front baffle	1	32-7240056 and up
-2	68053-00		BAFFLE ASSEMBLY - Engine left front, complete	1	32-40000 to 32-7240055 incl
	99766-00		BAFFLE ASSEMBLY - Engine left front, complete	1	32-7240056 and up
-3	68054-00		* BAFFLE - Left front	1	
-4	65032-00		* CLIP - Baffle	1	
-5	68055-00		* FAIRING - Left front baffle	1	32-40000 to 32-7240055 incl
	99768-00		* FAIRING - Left front baffle	1	32-7240056 and up
-6	65198-00		* TAKE-OFF ASSEMBLY - Left front baffle	1	32-40000 to 32-7240055 incl
	99767-00		* TAKE-OFF ASSEMBLY - Left front baffle	1	32-7240056 and up
-6a	99769-00		* COVER ASSEMBLY - Left front baffle fairing	1	32-7240056 and up
-7	68835-00		BAFFLE ASSEMBLY - Right side front	1	
-8	68834-00		BAFFLE ASSEMBLY - Right side center	1	
-9	68833-00	A	BAFFLE ASSEMBLY - Right side rear	1	
	68833-05	B	BAFFLE ASSEMBLY - Right side rear	1	
-10	68832-00		BAFFLE ASSEMBLY - Left side front	1	
-11	68831-00		BAFFLE ASSEMBLY - Left side center	1	
-12	68830-00		BAFFLE ASSEMBLY - Left side rear	1	
-13	68032-00		BAFFLE ASSEMBLY - Engine, right front	1	32-40000 to 32-7240055 incl
	99781-00		BAFFLE ASSEMBLY - Engine, right front	1	32-7240056 and up
-14	68031-00		BAFFLE ASSEMBLY - Engine, rear center	1	32-40000 to 32-40515 inclusive
	68031-04		BAFFLE ASSEMBLY - Engine, rear center	1	32-40516 to 32-40565 inclusive
	68031-05	A	BAFFLE ASSEMBLY - Engine, rear center	1	32-40566 and up
	68031-07	B	BAFFLE ASSEMBLY - Engine, rear center	1	
-15	68030-00	D	BAFFLE ASSEMBLY - Engine, right rear	1	
	68030-10	E	BAFFLE ASSEMBLY - Engine, right rear	1	
-16	68029-00	A	BAFFLE ASSEMBLY - Engine, left rear	1	32-40000 to 32-7540198 incl
	68029-09	C	BAFFLE ASSEMBLY - Engine, left rear	1	
-17	65103-02		ROD - Baffle tie	2	
-18	454 930	W	CLAMP - (PS10017-2-6)	3	
-19	454 927	W	CLAMP - (PS10017-2-2)	3	
-20	418 420	W	SCREW - Cap (1/4-20NC3 x 1/2L)	14	
	407 136	W	WASHER - (AN936-A416)	14	
	407 565	W	WASHER - (AN960-416)	14	
-21	418 942		CAP SCREW - (3/8-16NC3 x 3/4L)	2	
	407 567	W	WASHER - (AN960-616)	2	
	407 138		WASHER - (AN936-A616)	2	
-22	415 447	W	SCREW - (AN526-832R7)	4	
	477 672		NUT - (MU832-38-025/050-L-F10)	4	
-23	415 447	W	SCREW - (AN526-832R7)	1	
	477 673		NUT - (MU832-38-050/075-L-F10)	1	
-24	415 448	W	SCREW - (AN526-832R6)	5	
	407 583	W	WASHER - (AN960-8L)	5	
	404 833	W	NUT - (MS20364-832C)	5	
-25	415 448	W	SCREW - (AN526-832R6)	3	
	407 583	W	WASHER - (AN960-8L)	3	
-26	417 772		SCREW - (AN520-10R7)	3	
	404 835	W	NUT - (MS20364-1032C)	3	
-27	404 829	W	NUT - (MS20364-632C)	4	
-28	416 995	W	SCREW - (AN526-1032R8)	9	
	407 564	W	WASHER - (AN960-10)	9	
	404 835	W	NUT - (MS20364-1032C)	9	

When ordering, always specify Part Number, Description and Serial Number of Aircraft

PIPER PARTS CATALOG

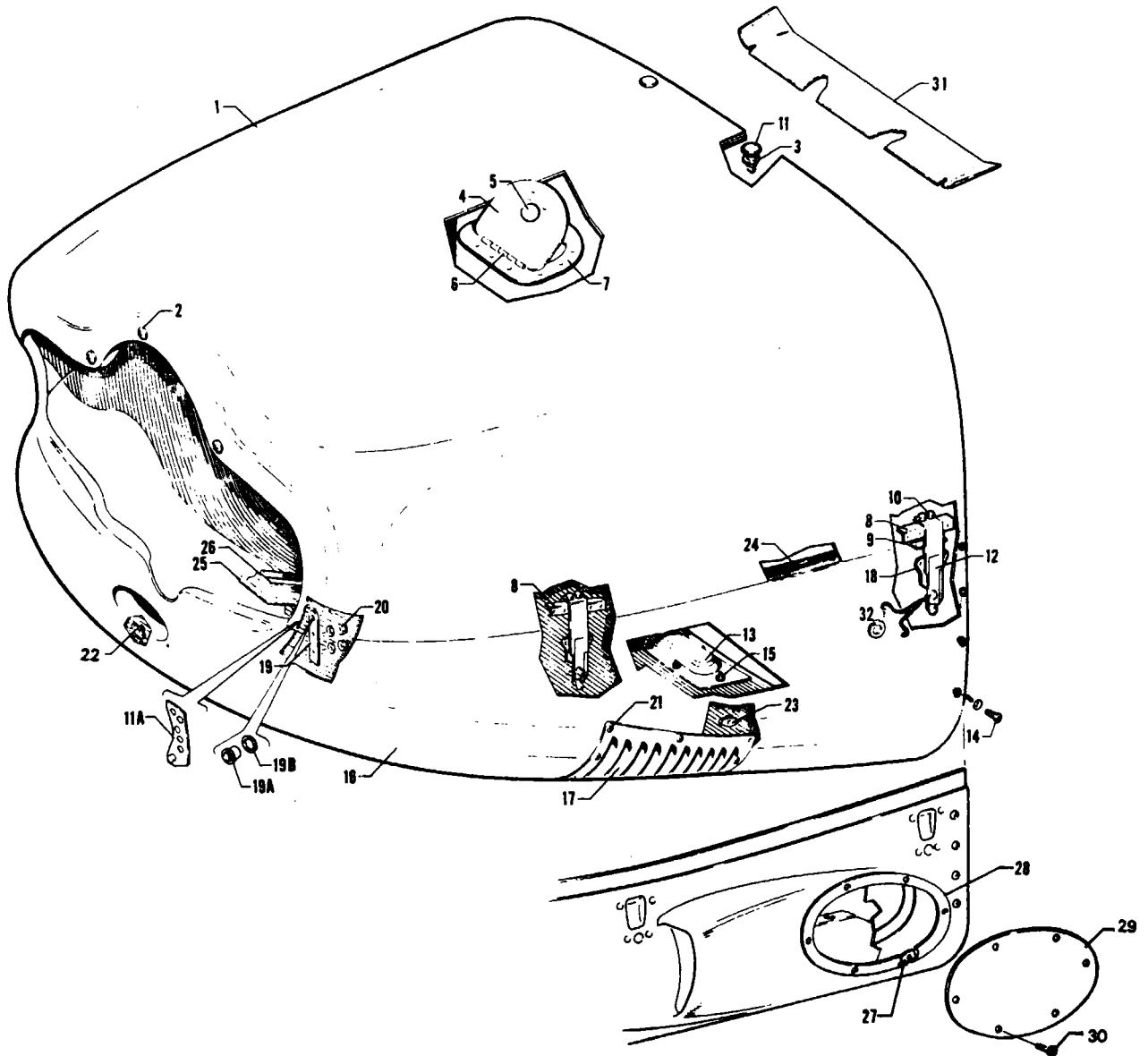


Figure 74 Engine Cowl Assembly

REVISED APRIL 1980

2E20

PA-32-26C
PA-32-30C

PIPER PARTS CATALOG

CODE EXPLANATIONS FOR FIGURE 74

- A - Used on PA-32-260 only.
- B - Used on PA-32-300 only.
- C - Used on PA-32S-300 Seaplane Model only.
- D - Used if existing oil filler door dimensions are 5 inches wide by 4 3/4 inches long.
- E - Used if existing oil filler door dimensions are 5 3/4 inches wide by 5 inches long.
- F - Used on PA-32-260 with serial numbers 32-824 to 32-7400026 inclusive, and PA-32-300 with serial numbers 32-40000 to 32-7440068 inclusive.
- G - Used on PA-32-260 with serial numbers 32-7400027 and up, and PA-32-300 with serial numbers 32-7440069 and up.
- H - Used on PA-32-260 with serial numbers 32-7300018 and up, and PA-32-300 with serial numbers 32-7340072 and up.
- J - Used on PA-32-260 with serial numbers 32-1 and up, and PA-32-300 with serial numbers 32-40000 to 32-7540198 inclusive.
- W - These parts must be ordered from Service Spares Department, Piper Aircraft, Lock Haven, Penna.

PIPER PARTS CATALOG

Figure and Index Number	Part Number	Code	NOMENCLATURE	No. Req.	SERIAL NUMBERS AFFECTED
74-	68700	A	DRAWING - Power Plant Installation		32-1 to 32-1110 inclusive
	69478	A	DRAWING - Power Plant Installation		32-1111 and up
	68383	B	DRAWING - Power Plant Installation		32-40000 to 32-40565 inclusive
	69479	B	DRAWING - Power Plant Installation		32-40566 and up
-1	68780-05	A	COWL ASSEMBLY - Engine top, less fasteners	1	
	68780-06	B	COWL ASSEMBLY - Engine top, less fasteners	1	
-2	581 025		* PLUG - (15-903)	5	
-3	494 060	W	* WASHER - (2600 LW)	2	
-4	65291-07	D	* DOOR ASSEMBLY - Oil filler	1	
	99096-00	E	* DOOR ASSEMBLY - Oil filler	1	
-5	472 017	W	* * LATCH - Oil filler door (KM610-32)	1	
-6	65291-03		* * HINGE - Oil filler door	1	
-7	68787-00	D	* PLATE - Reinforcement oil access	1	
	99094-02	E	* PLATE ASSEMBLY - Reinforcement, oil access	1	
-8	69809-00		* ANGLE - Cowl latch support, left	2	
	69809-01		* ANGLE - Cowl latch support, right	2	
-9	79469-00		* PLATE - Cowl	4	
-10	401 266	W	* BOLT - (AN3-5A)	8	
	407 564	W	* WASHER - (AN960-10)	32	
	404 835	W	* NUT - (MS20364-1032C)	8	
-11	26246-00	W	* FASTENER - Cowl top	2	
-11a	65148-00		* PLATE ASSEMBLY - Cowl pin, left	1	
	65148-01		* PLATE ASSEMBLY - Cowl pin, right	1	
-12	65202-00	A	FASTENER ASSEMBLY - Cowl	4	32-1 to 32-823 inclusive
	65202-05	F	FASTENER ASSEMBLY - Cowl	4	
	69917-00	G	FASTENER ASSEMBLY - Cowl	4	
-13	65178-02		STIFFENER ASSEMBLY - Lower cowl	1	
	69159-00	C	STIFFENER ASSEMBLY - Lower cowl	1	32S-40000 to 32S-7240055 incl
	69159-02	C	STIFFENER ASSEMBLY - Lower cowl	1	32S-7240056 to 32S-7240147 incl
-14	416 996	W	SCREW - (AN526-1032R10)	10	
	407 564	W	WASHER - (AN960-10)	10	
-15	416 995	W	SCREW - (AN526-1032R8)	15	
	407 564	C,W	WASHER - (AN960-10)	15	32S-40000 to 32S-7240147 incl
	404 887	C,W	NUT - (MS20365-1032C)	15	32S-40000 to 32S-7240147 incl
-16	68781-00	A	COWL ASSEMBLY - Engine bottom, complete	1	32-1 to 32-823 inclusive
	68781-02	A	COWL ASSEMBLY - Engine bottom, complete	1	32-824 and up
	68819-02	B	COWL ASSEMBLY - Engine bottom, complete	1	32-40000 to 32-7240055 incl
	68819-03	B	COWL ASSEMBLY - Engine bottom, complete	1	32-7240056 to 32-7540198 incl
	38086-15	B	COWL ASSEMBLY - Engine bottom, complete	1	32-7640001 and up
	69130-00	C	COWL ASSEMBLY - Engine bottom, complete	1	32S-40000 to 32S-7240055 incl
	69130-02	C	COWL ASSEMBLY - Engine bottom, complete	1	32S-7240056 to 32S-7240147 incl
-17	65151-00	J	* LOUVER - Bottom cowl	2	
-18	65889-00		* CUP ASSEMBLY - Cowl fastener	4	
-19	69791-00		* PLATE ASSEMBLY - Bottom cowl	2	
-19a	69790-00		* * BUSHING - Cowl plate assembly	1	
-19b	484 840		* * RING - Retaining (5100-55)	1	

When ordering, always specify Part Number, Description and Serial Number of Aircraft

PIPER PARTS CATALOG

Figure and Part Index Number	Number	Code	NOMENCLATURE	No.	SERIAL NUMBERS Req. AFFECTED
74-20	62833-28		* WASHER	4	
	404 836	W	* NUT - (MS20364-428C)	4	
-21	414 763	J,W	* SCREW - (AN507-832R8)	16	
-22	406 646		* NUT - Anchor (NAS1068A06L)	1	
-23	406 834	J,W	* NUT - Anchor (NAS686A08)	16	
-24	65070-05		* WEBBING - Bottom cowl	2	
-25	68786-00	A	* RETAINER - Air filter seal	1	
	68143-00	B	* RETAINER - Air filter seal	1	32-40000 to 32-7540198 incl
-26	63086-00	A	* SEAL - Air filter	1	
	68161-00	B	* SEAL - Air filter	1	32-40000 to 32-7540198 incl
-27	484 305	B	* RECEPTACLE - "Camloc" (212-12)	6	32-7640001 and up
-28	36086-14	B	* SEAL - Air filter box	1	32-7640001 and up
-29	38019-08	B	COVER - Air filter	1	32-7640001 and up
-30	487 707	B,W	STUD - (2600-6)	6	32-7640001 and up
-31	69119-00	C	FLANGE - Lower cowl	1	32S-40000 to 32S-7240147 incl
-32	484 428	H,W	RETAINER - (85-34-101-20)	AR	

When ordering, always specify Part Number, Description and Serial Number of Aircraft

2E24
INTENTIONALLY LEFT BLANK

PIPER PARTS CATALOG

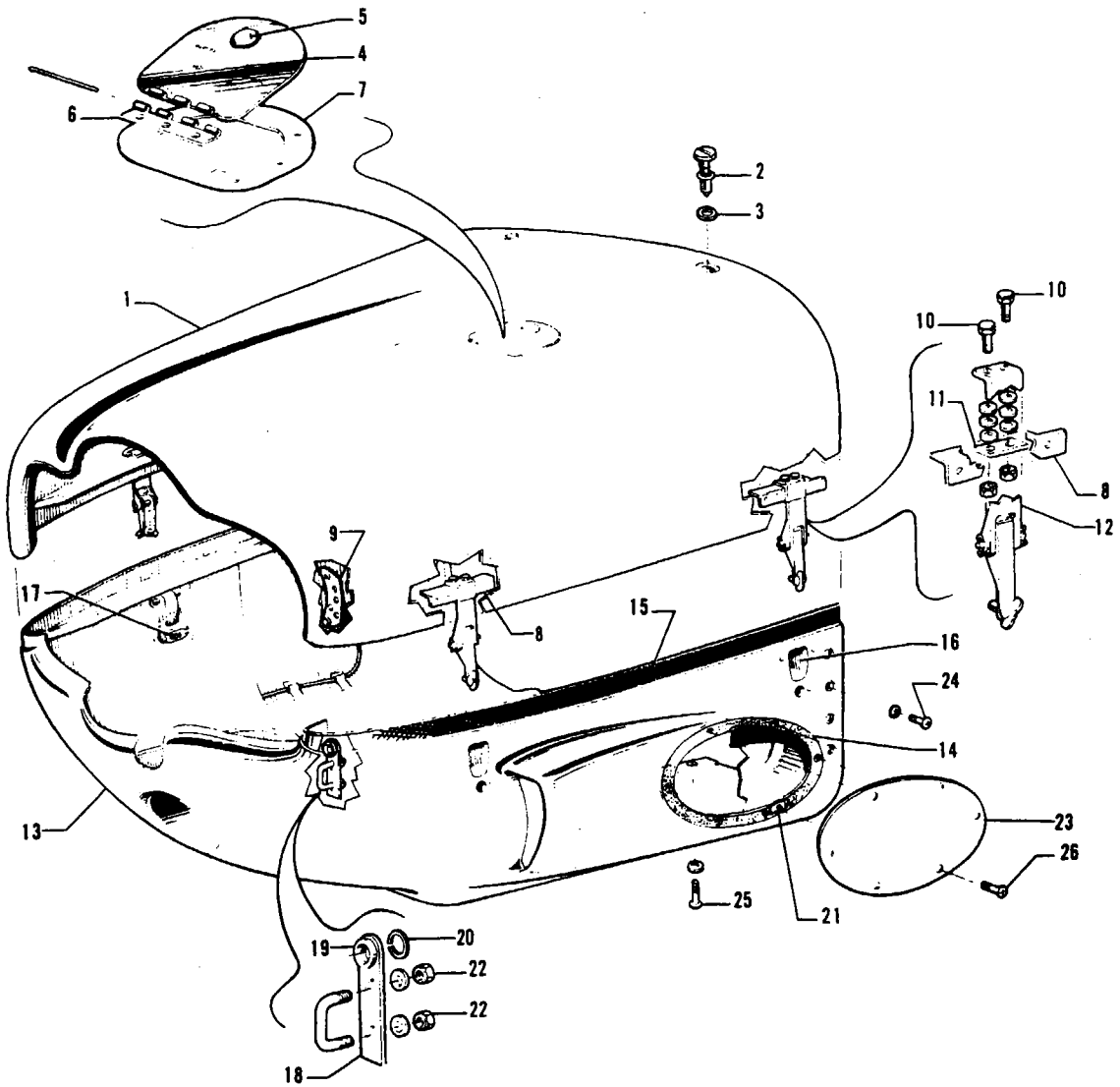


Figure 75 Engine Cowl Assembly

PIPER PARTS CATALOG

CODE EXPLANATIONS FOR FIGURE 75

W - These parts must be ordered from Service Spares Department, Piper Aircraft, Lock Haven, Penna.

PIPER PARTS CATALOG

Figure and Index Number	Part Number	Code	NOMENCLATURE	No Req	SERIAL NUMBERS AFFECTED
75-	38029		DRAWING - Engine Cowl Assembly and Installation		
-1	68780-04		COWL ASSEMBLY - Engine top	1	
-2	26246-00	W	* STUD - Cowl top	2	
-3	494 060	W	* WASHER - (2600 LW)	2	
-4	99096-00		* DOOR ASSEMBLY - Oil filler	1	
-5	472 017	W	* * LATCH - Oil filler door (KM610-32)	1	
-6	65291-03		* * HINGE ASSEMBLY - Oil filler door	1	
-7	99094-02		* PLATE ASSEMBLY - Reinforcement, oil access	1	
-8	69809-00		* ANGLE - Cowl latch support, left	2	
	69809-01		* ANGLE - Cowl latch support, right	2	
-9	65148-00		* PLATE ASSEMBLY - Cowl pin, left	1	
	65148-01		* PLATE ASSEMBLY - Cowl pin, right	1	
-10	401 266	W	* BOLT - (AN3-5A)	8	
	407 564	W	* WASHER - (AN960-10)	32	
	404 835	W	* NUT - (MS20364-1032C)	8	
-11	79469-00		* PLATE - Cowl	4	
-12	69917-00		* FASTENER ASSEMBLY - Cowl	1	
-13	38086-00		COWL ASSEMBLY - Bottom	1	
-14	38086-14		* SEAL - Air filter box	1	
-15	65070-05		* WEBBING - Cowl bottom	2	
-16	65889-00		* CUP ASSEMBLY - Cowl fastener	4	
-17	484 483		* RECEPTACLE - (PS10077-1-62)	4	
-18	69791-00		* PLATE ASSEMBLY - Cowl	2	
-19	69790-00		* * BUSHING - Cowl plate assembly	1	
-20	484 840		* * RING - Retaining (5100-55)	1	
-21	484 305		* RECEPTACLE - "Camloc" (212-12)	6	
-22	404 836	W	* NUT - (MS20364-428C)	4	
	62833-28		* WASHER	4	
-23	38019-08		COVER - Air filter	1	
-24	411 532		SCREW - (MS35207-263)	10	
	407 564	W	WASHER - (AN960-10)	10	
-25	416 785		SCREW - (MS24693-S272)	14	
	494 037	W	WASHER - (PS10092-1-3C)	14	
-26	487 707	W	STUD ASSEMBLY - "Camloc" (2600-6)	6	

When ordering, always specify Part Number, Description and Serial Number of Aircraft

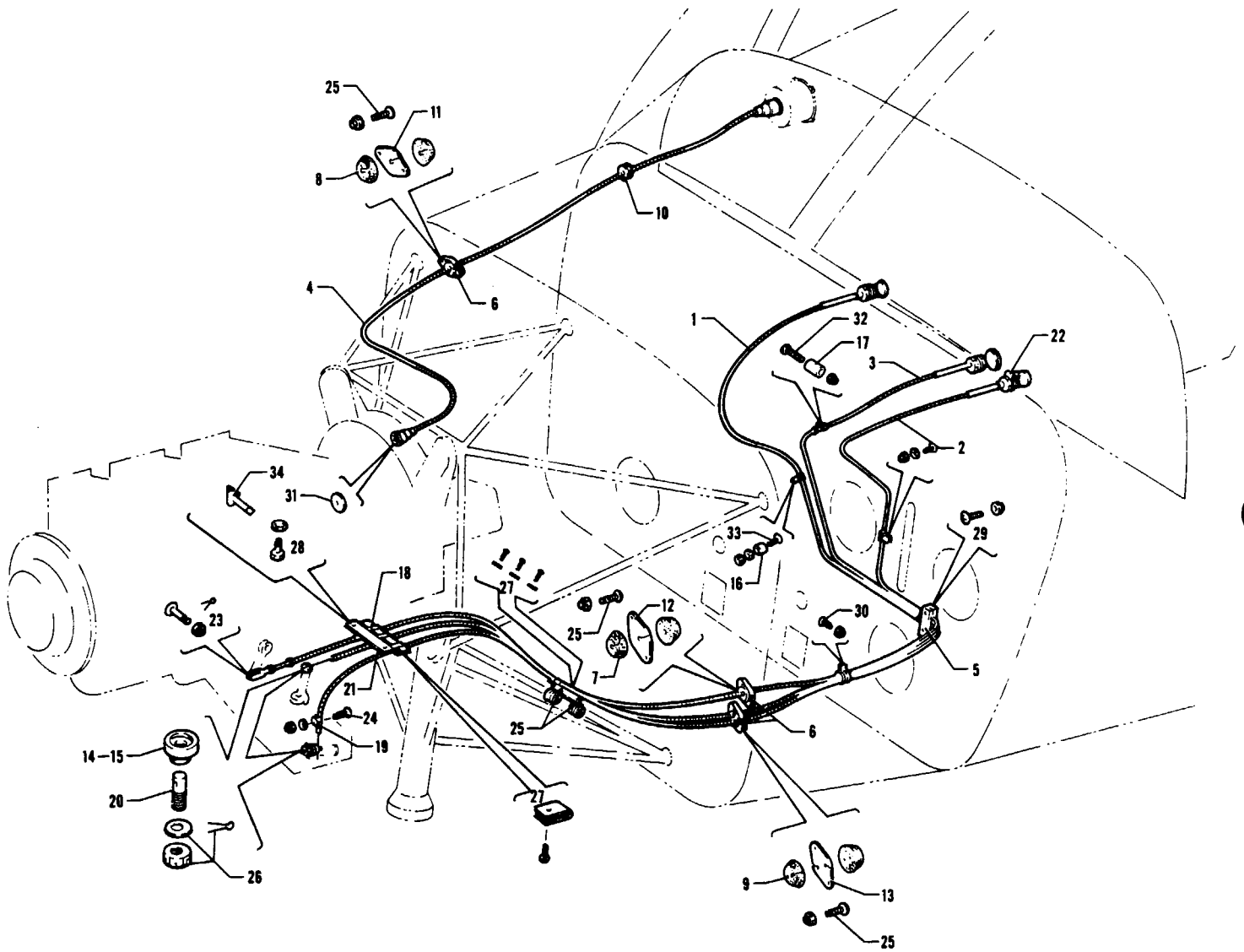


Figure 76. Engine Controls Installation
(Serial Nos. 32-1 to 32-1110 Inclusive)

PIPER PARTS CATALOG

CODE EXPLANATIONS FOR FIGURE 76

W - These parts must be ordered from Service Spares Department, Piper Aircraft, Lock Haven, Penna.

PIPER PARTS CATALOG

Figure and Index Number	Part Number	Code	NOMENCLATURE	No. Req.	SERIAL NUMBERS AFFECTED
76-	68705		DRAWING - Engine Controls Installation		
-1	63902-12		CABLE ASSEMBLY - Mixture control	1	
	85618-00		KNOB - Mixture control	1	
-2	63902-13		CABLE ASSEMBLY - Carburetor heat control	1	32-1 to 32-450 inclusive
	63902-21		CABLE ASSEMBLY - Carburetor heat control	1	32-451 and up
	85617-00		KNOB - Heat control	1	
-3	89530-00		CABLE ASSEMBLY - Throttle control	1	
-4	486 589		SHAFT - Tachometer (446156) 60"	1	
-5	68706-00		BLOCK ASSEMBLY - Engine controls	1	
-6	86789-00		PLATE - Firewall seal grommet	6	
-7	22104-04		GROMMET - Firewall seal	2	
-8	68770-18		GROMMET - Firewall seal	2	
-9	68770-02		GROMMET - Firewall seal	2	
-10	434 160		GROMMET - (AN931-4S-16)	1	
-11	68771-06		GASKET - Firewall seal	1	
-12	22106-06		GASKET - Firewall seal	1	
-13	68771-02		GASKET - Firewall seal	1	
-14	70371-02	W	FITTING - Swivel, carburetor heat control	1	
-15	91193-00		FITTING - Swivel, mixture control	1	
-16	63900-38		BUSHING - Cable clamp	1	
-17	63900-25		BUSHING - Cable clamp	1	
-18	63916-02		CLAMP - Throttle control cable	2	
-19	554 890		CLAMP - Carburetor heat control cable (MS122901)	1	
-20	70371-03	W	STUD - Control cable	2	
-21	65210-00		BRACKET - Control cable	2	
-22	62987-00		CLIP - Carburetor heat control cable	1	
-23	400 674	W	BOLT - (AN23-12)	1	
	404 100	W	NUT - (AN310-3)	1	
	424 051	W	COTTER PIN - (AN380-2-2)	1	
-24	417 775	W	SCREW - (AN520-10R8)	2	
	407 584	W	WASHER - (AN960-10L)	2	
	404 835	W	NUT - (MS20364-1032C)	2	
-25	417 775	W	SCREW - (AN520-10R8)	8	
	404 835	W	NUT - (MS20364-1032C)	8	
-26	424 051	W	COTTER PIN - (AN380-2-2)	2	
	407 584	W	WASHER - (AN960-10L)	2	
	404 392	W	NUT - (AN320-3)	2	
-27	417 775	W	SCREW - (AN520-10R8)	6	
	477 671	W	NUT - (MU1032-45-.025/.050-L-F10)	6	
-28	418 420	W	SCREW - (1/4-20NC3 x 1/2)	2	
	408 811	W	WASHER - (1214-00-00-0511)	2	
-29	416 983	W	SCREW - (AN526-1032R14)	2	
	404 835	W	NUT - (MS20364-1032C)	2	
-30	417 776	W	SCREW - (AN520-10R10)	1	
	404 835	W	NUT - (MS20364-1032C)	1	
-31	85012-14		WASHER - Tachometer shaft	1	
-32	417 778	W	SCREW - (AN520-10R14)	1	
	404 835	W	NUT - (MS20364-1032C)	1	
-33	417 778	W	SCREW - (AN520-10R14)	1	
	407 584	W	WASHER - (AN960-10L)	1	
	404 835	W	NUT - (MS20364-1032C)	1	
-34	68740-00		SUPPORT ASSEMBLY - Mixture control	1	32-257 and up

When ordering, always specify Part Number, Description and Serial Number of Aircraft

PIPER PARTS CATALOG

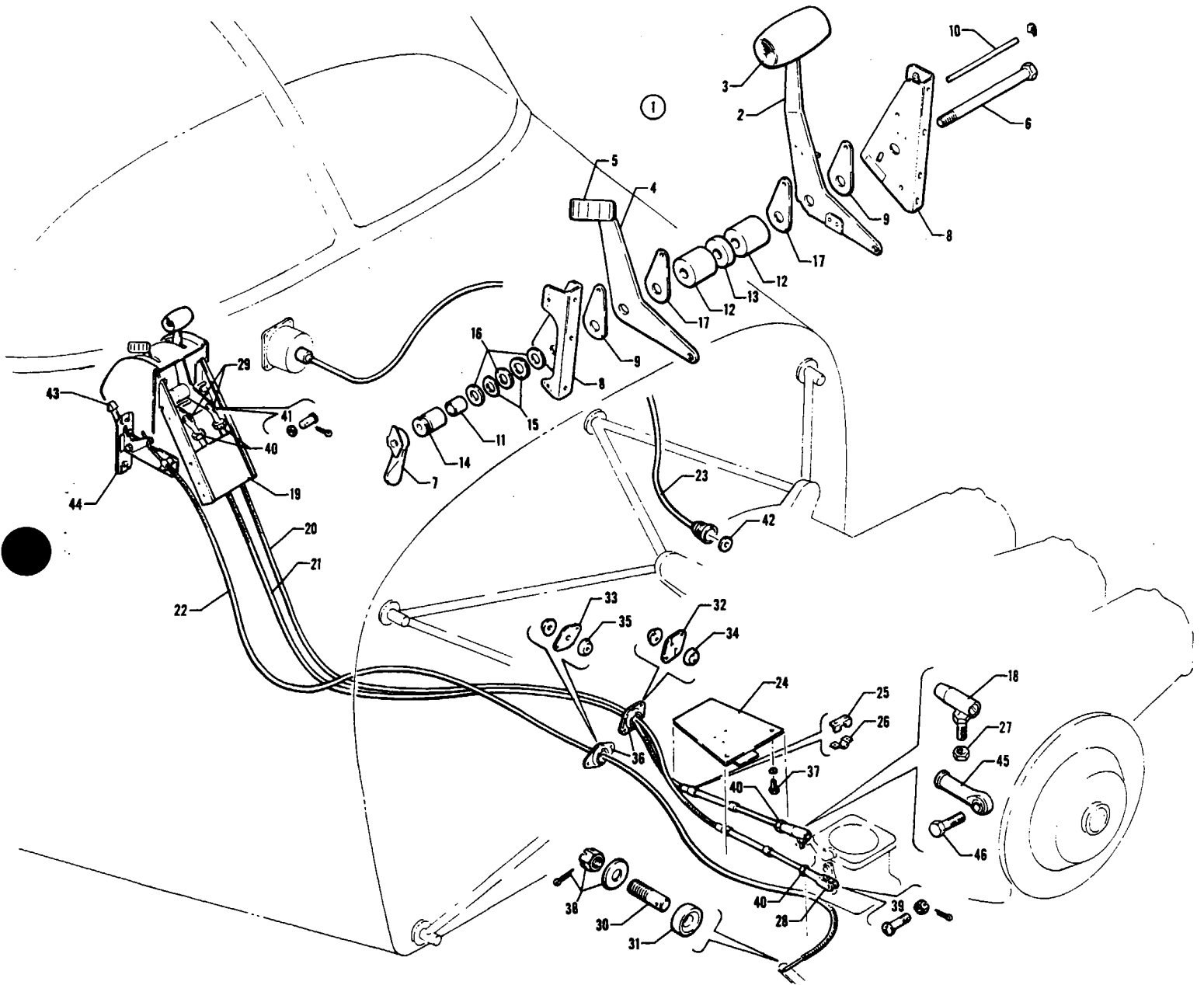


Figure 77. Engine Controls Installation
(Serial Nos. 32-1111 to 32-720065 inclusive)

PIPER PARTS CATALOG

CODE EXPLANATIONS FOR FIGURE 77

- A - See Figure 83 if constant speed propeller is installed
- B - If Engine Tach Cable Rerouting Kit 763 916 has previously been installed, order tachometer shaft P/N 454 312 only as a replacement
- W - These parts must be ordered from Service Spares Department, Piper Aircraft, Lock Haven, Penna

PIPER PARTS CATALOG

Figure and Index Number	Part Number	Code	NOMENCLATURE	No Req	SERIAL NUMBERS AFFECTED
77-	69468		DRAWING - Engine Controls Installation		
-1	69320-01	A	QUADRANT ASSEMBLY - Control	1	
-2	67223-00		* LEVER ASSEMBLY - Throttle	1	
-3	67212-00		* * KNOB - Throttle lever	1	
-4	67214-00		* LEVER - Mixture control	1	
-5	24048-00	W	* KNOB - Mixture control (571 044)	1	
-6	418 461		* SCREW - Cap (MS35291-46)	1	
-7	24358-00	W	* HANDLE ASSEMBLY - Quadrant adjusting	1	
-8	67215-00		* BRACKET ASSEMBLY - Quadrant, left	1	
	67216-00		* BRACKET ASSEMBLY - Quadrant, right	1	
-9	67218-00		* PLATE - Quadrant, friction	2	
-10	69319-00		* PIN - Friction plate	1	
-11	62714-04		* BEARING - Spacer	1	
-12	68699-08		* SPACER - Quadrant	2	32-1111 to 32-1116 inclusive
	68699-14		* SPACER - Quadrant	2	32-1117 to 32-7200055 incl
-13	68699-09		* SPACER - Quadrant	1	
-14	24357-00	W	* NUT - Quadrant adjusting	1	
-15	408 815	W	* WASHER - (3502-18-04)	2	
-16	407 566	W	* WASHER - (AN960-516)	3	
-17	67218-00		* PLATE - Quadrant, friction	2	32-1111 to 32-1116 inclusive
	67218-02		* PLATE - Quadrant, friction	2	32-1117 to 32-7200055 incl
-18	31747-00	W	JOINT ASSEMBLY - Ball, spring type (469 141)	1	
-19	69324-00		MOUNT ASSEMBLY - Cockpit engine controls	1	32-1111 to 32-1250 inclusive
	69324-02		MOUNT ASSEMBLY - Cockpit engine controls	1	32-1251 to 32-7200055 incl
-20	455 360		CONTROL CABLE ASSEMBLY - Throttle (PS50146-13-9)	1	
-21	455 361		CONTROL CABLE ASSEMBLY - Mixture (PS50146-13-8)	1	
-22	66856-05		CONTROL CABLE ASSEMBLY - Carburetor heat	1	
-23	763 916	B	KIT - Engine tachometer shaft relocation	1	
-24	69461-00		BRACKET ASSEMBLY - Engine control	1	
-25	69011-00		BRACKET - Control cable support	2	
-26	69012-00		CLAMP - Control cable attachment	2	
-27	63020-02		BUSHING - Mixture control arm	1	
	404 887	W	NUT - (MS20365-1032C)	1	
-28	454 905	W	CLEVIS - Throttle control (RA-13-187-2C)	1	
-29	488 327	W	TERMINAL - Clevis (AN665-21R)	2	
-30	70371-03	W	STUD - Carburetor heat control	1	
-31	70371-02	W	FITTING - Swivel, carburetor heat control	1	
-32	68771-08		GASKET - Firewall seal	1	
-33	22105-03	W	GASKET - Firewall seal	1	
-34	68770-06		GROMMET - Firewall seal	2	
-35	68770-14		GROMMET - Firewall seal	2	
-36	66789-00		PLATE - Firewall grommet	4	
-37	418 420	W	SCREW - Cap (1/4-20NC-3 x 1/2" L)	2	
	407 136	W	WASHER - (AN936-A416)	2	
-38	404 100	W	NUT - (AN310-3)	1	
	407 584	W	WASHER - (AN960-10L)	1	
	424 051	W	COTTER PIN - (AN380-2-2)	1	
-39	400 674	W	BOLT - (AN23-12)	1	
	404 100	W	NUT - (AN310-3)	1	
	424 051	W	COTTER PIN - (AN380-2-2)	1	
-40	404 224	W	NUT - (AN315-3R)	4	
	407 104	W	WASHER - (AN935-10)	4	

When ordering, always specify Part Number, Description and Serial Number of Aircraft

PIPER PARTS CATALOG

Figure and Index Number	Part Number	Code	NOMENCLATURE	No. Req.	SERIAL NUMBERS AFFECTED
77-41	524 145		PIN - Clevis (MS20392-2C11)	2	
	407 584	W	WASHER - (AN960-10L)	2	
	424 050	W	PIN - Cotter (AN380-2-1)	2	
-42	80512-14		WASHER - Tachometer shaft	1	
-43	22287-00	W	KNOB - Carburetor heat control	1	32-1111 to 32-1250 inclusive
	66980-00		KNOB - Carburetor heat control	1	32-1251 to 32-7200055 incl
-44	66855-00		CONTROL ASSEMBLY - Carburetor heat	1	
-45	452 606	W	BEARING - Rod end, mixture control (PS10020-16-2)	1	
-46	400 055	W	BOLT - (AN3-10)	1	
	63900-78		BUSHING	1	
	62833-101		WASHER - (562 O D)	1	
	62833-103		WASHER - (312 O D)	1	
	404 100	W	NUT - (AN310-3)	1	
	424 051	W	PIN - Cotter (MS24665-132)	1	

When ordering, always specify Part Number, Description and Serial Number of Aircraft

PIPER PARTS CATALOG

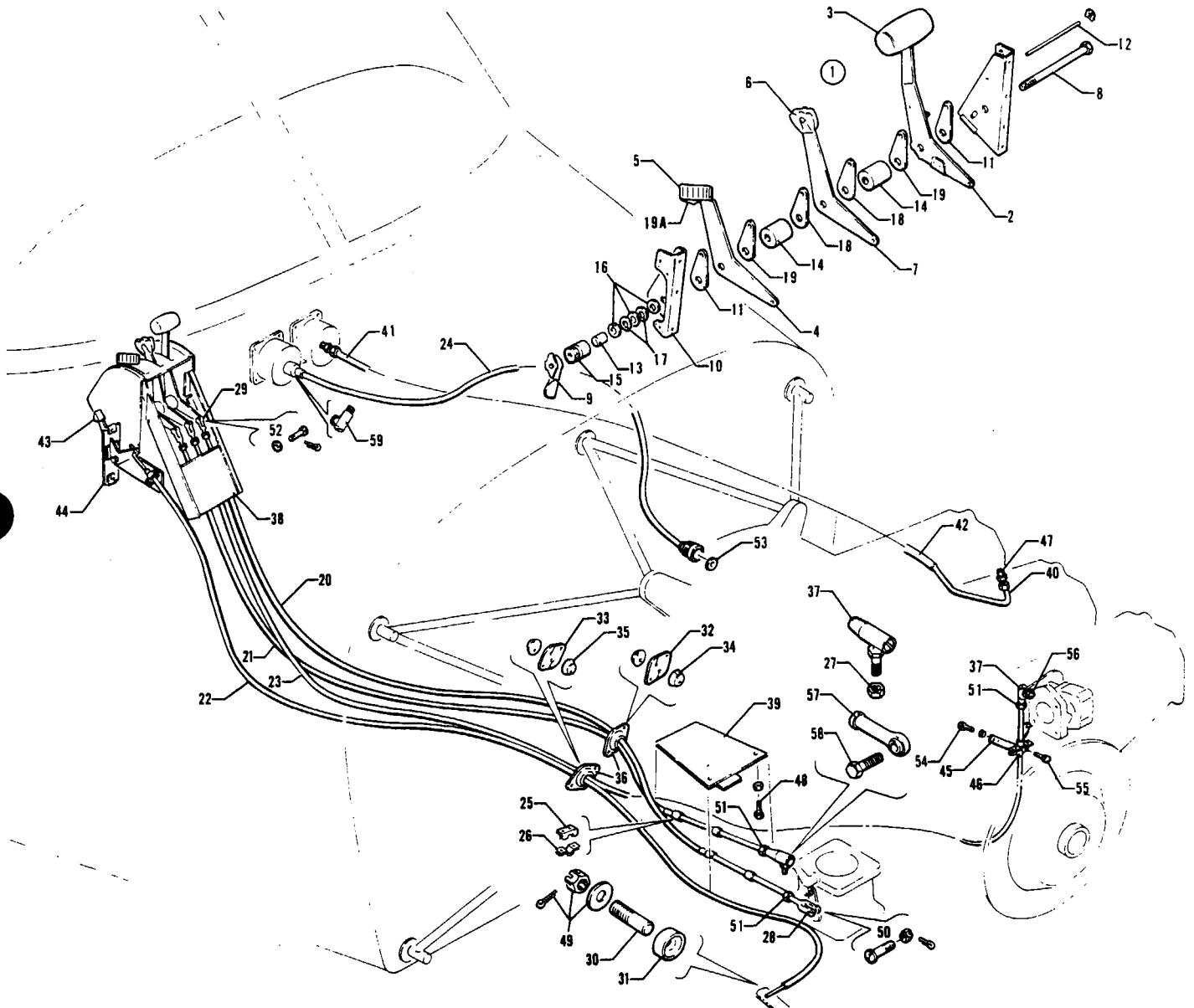


Figure 78. Engine Controls Installation
(Serial Nos. 32-7300001 and up)

PIPER PARTS CATALOG

CODE EXPLANATIONS FOR FIGURE 78

- A - If Engine Tach Cable Rerouting Kit 763 916 has previously been installed, order tachometer shaft P/N 454 312 only as a replacement
- B - Angle drive not required if Engine Tach Cable Rerouting Kit 763 916 has been installed
- W - These parts must be ordered from Service Spares Department, Piper Aircraft, Lock Haven, Penna

PIPER PARTS CATALOG

Figure and Index Number	Part Number	Code	NOMENCLATURE	No. Req	SERIAL NUMBERS AFFECTED
78-	69468 69480		DRAWING - Engine Controls Installation DRAWING - Constant Speed Propeller Installation		
-1	69320-00 69320-02		QUADRANT ASSEMBLY - Control QUADRANT ASSEMBLY - Control	1 1	32-7300001 to 32-7400061 incl 32-7500001 and up
-2	67223-00		* LEVER ASSEMBLY - Throttle	1	
-3	67212-00		* * KNOB - Throttle lever	1	
-4	67214-00 79349-00		* LEVER - Mixture control * LEVER - Mixture control	1 1	32-7300001 to 32-7400061 incl 32-7500001 and up
-5	24048-00	W	* KNOB - Mixture control (571 044)	1	
-6	24047-00	W	* KNOB - Propeller control (571 043)	1	
-7	69485-00		* LEVER - Propeller control	1	
-8	418 461	W	* SCREW - Cap (MS35291-46)	1	
-9	24358-00	W	* HANDLE ASSEMBLY - Quadrant adjusting	1	
-10	67215-00 67216-00		* BRACKET ASSEMBLY - Quadrant, left * BRACKET ASSEMBLY - Quadrant, right	1 1	
-11	67218-00		* PLATE - Quadrant, friction	2	
-12	69319-00		* PIN - Friction plate	1	
-13	62714-04		* BEARING - Spacer	1	
-14	68699-14		* SPACER - Quadrant	2	
-15	24357-00	W	* NUT - Quadrant adjusting	1	
-16	407 566	W	* WASHER - (AN960-516)	3	
-17	408 815	W	* WASHER - (3502-18-04)	2	
-18	62833-50		* WASHER	2	
-19	67218-02		* PLATE - Quadrant, friction	2	
-19a	79473-00		* PLATE - Mixture control	1	32-7500001 and up
-20	455 360		CONTROL CABLE ASSEMBLY - Throttle (PS50146-13-9)	1	
-21	455 361		CONTROL CABLE ASSEMBLY - Mixture (PS50146-13-8)	1	
-22	66856-05		CONTROL CABLE ASSEMBLY - Carburetor heat	1	
-23	455 359		CONTROL CABLE ASSEMBLY - Governor (PS50146-13-18)	1	
-24	763 916	A	KIT - Tachometer shaft relocation	1	
-25	69011-00		BRACKET - Control cable support	2	
-26	69012-00		CLAMP - Control cable attachment	2	
-27	63020-02 404 887		BUSHING - Mixture control arm NUT - (MS20365-1032C)	1 1	
-28	554 757	W	CLEVIS - Throttle control (MS35812-1)	1	
-29	488 327	W	TERMINAL - Clevis (AN665-21R)	3	
-30	70371-03	W	STUD - Carburetor heat control	1	
-31	70371-02	W	FITTING - Swivel, carburetor heat control	1	
-32	68771-08		GASKET - Firewall seal	1	
-33	68771-10		GASKET - Firewall seal	1	
-34	68770-06		GROMMET - Firewall seal	2	
-35	68770-12		GROMMET - Firewall seal	2	
-36	66789-00		PLATE - Firewall grommet	4	
-37	31747-00	W	JOINT ASSEMBLY - Ball, sprint type (469 141)	2	
-38	69324-02		MOUNT ASSEMBLY - Cockpit engine controls	1	
-39	69461-00		BRACKET ASSEMBLY - Engine control	1	
-40	65438-00		TUBE ASSEMBLY - Mainfold pressure gauge	1	
-41	67700-50		TUBE ASSEMBLY - Manifold pressure gauge	1	
-42	63913-49		HOSE - Manifold pressure gauge	1	
-43	66980-00		KNOB - Carburetor heat control	1	
-44	66855-00		CONTROL ASSEMBLY - Carburetor heat	1	
-45	69546-00		BRACKET ASSEMBLY - Propeller pitch control	1	
-46	18219-02	W	CLAMP - Control cable attachment	1	
-47	460 685	W	CONNECTOR - (W/H 200 x 4)	1	

When ordering, always specify Part Number, Description and Serial Number of Aircraft

PIPER PARTS CATALOG

Figure and Index Number	Part Number	Code	NOMENCLATURE	No. Req.	SERIAL NUMBERS AFFECTED
78-48	401 918	W	SCREW - (MS20074-04-03)	2	
	408 832		WASHER - (1214-00-00-05551)	2	
-49	404 100	W	NUT - (AN310-3)	1	
	407 584	W	WASHER - (AN960-10L)	1	
	424 051	W	COTTER PIN - (MS24665-132)	1	
-50	400 674	W	BOLT - (AN23-12)	1	
	404 100	W	NUT - (AN310-3)	1	
	424 051	W	COTTER PIN - (MS24665-132)	1	
-51	404 224	W	NUT - (AN315-3R)	6	
	407 104	W	WASHER - (AN935-10)	6	
-52	524 145		PIN - Clevis (MS20392-2C11)	3	
	407 584	W	WASHER - (AN960-10L)	3	
	424 050	W	COTTER PIN - (AN380-2-1)	3	
-53	85012-14		WASHER - Tachometer shaft	1	
-54	418 420	W	SCREW - Cap (1/4-20 NC-3 x 1/2)	1	
	407 105	W	WASHER - (AN935-416)	1	
-55	415 450	W	SCREW - (AN526-832R10)	2	
	407 563	W	WASHER - (AN960-8)	2	
	404 910	W	NUT - (MS20365-832C)	2	
-56	404 887	W	NUT - (MS20365-1032C)	1	
	407 584	W	WASHER - (AN960-10)	2	
-57	452 608	W	BEARING - Rod end, mixture control (PS10020-16-2)	1	
-58	400 055	W	BOLT - (AN3-10)	1	
	63900-78		BUSHING	1	
	62833-101		WASHER - (.03 Thick)	1	
	62833-103		WASHER - (.08 Thick)	1	
	404 100	W	NUT - (AN310-3)	1	
	424 051	W	COTTER PIN - (MS24665-132)	1	
-59	551 986	B	ANGLE DRIVE - (ES407010)	1	32-7600018 and up

When ordering, always specify Part Number, Description and Serial Number of Aircraft

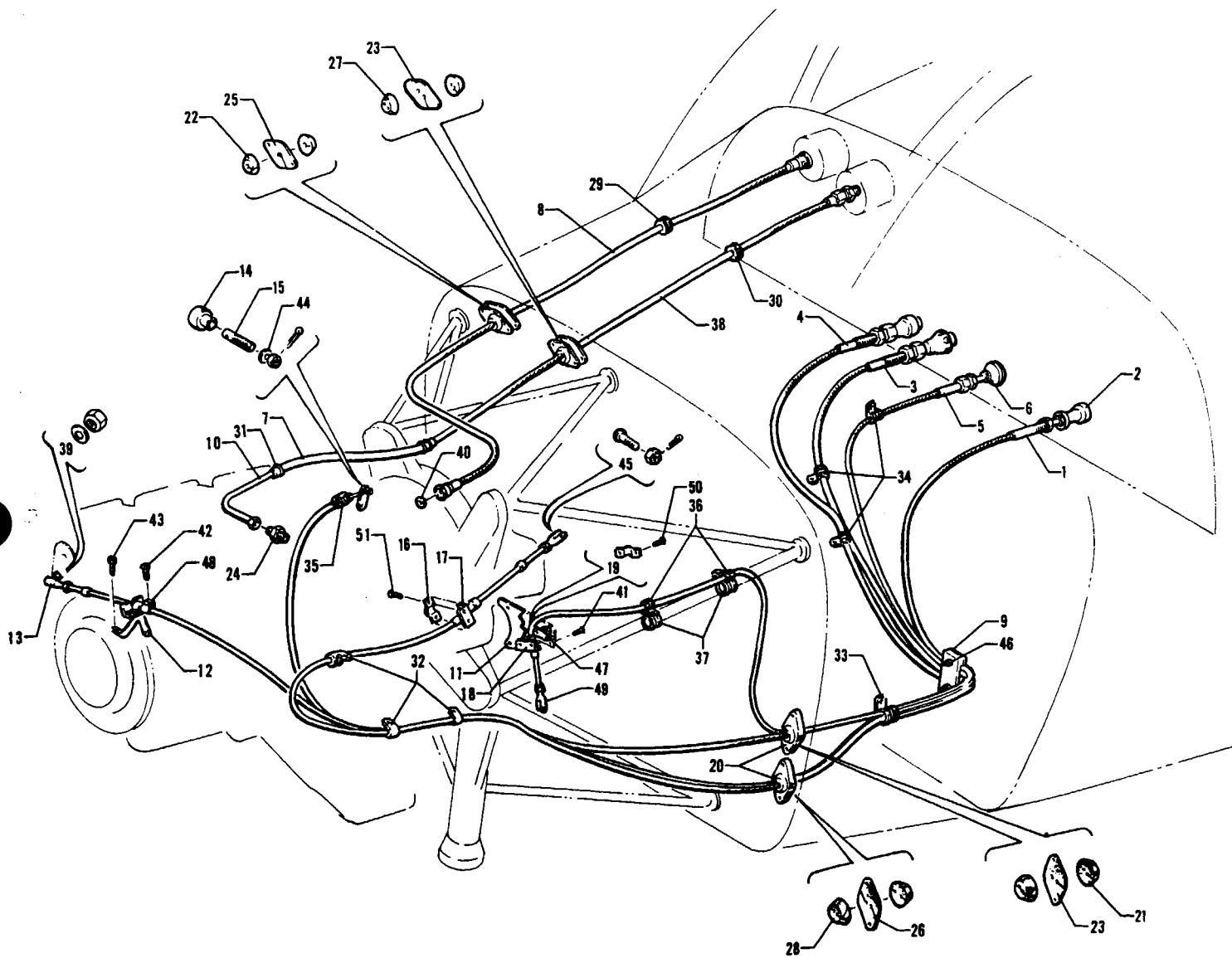


Figure 79. Engine Controls Installation
(Serial Nos. 32-40000 to 32-40565 inclusive)

PIPER PARTS CATALOG

CODE EXPLANATIONS FOR FIGURE 79

A - Used if knob with retaining ring is installed.

W - These parts must be ordered from Service Spares Department, Piper Aircraft, Lock Haven, Penna.

PIPER PARTS CATALOG

Figure and Index Number	Part Number	Code	NOMENCLATURE	No. Req.	SERIAL NUMBERS AFFECTED
79-	69044		DRAWING - Engine Controls Installation		
-1	63902-22		CABLE ASSEMBLY - Alternate air control	1	
-2	65617-00		KNOB - Alternate air control	1	
-3	65451-04		CABLE ASSEMBLY - Propeller control	1	
-4	65451-06		CABLE ASSEMBLY - Mixture control	1	
-5	69530-02		CABLE ASSEMBLY - Throttle control	1	
-6	758 044	A	RING - Retainer	1	
-7	69015-03		HOSE - Flexible, manifold pressure line	1	
-8	486 589		SHAFT - Tachometer (446156) 60"	1	
-9	69001-00		BLOCK ASSEMBLY - Engine controls	1	
-10	68005-00		TUBE ASSEMBLY - Manifold pressure	1	
-11	69452-00		BRACKET ASSEMBLY - Mixture control cable	1	
-12	69546-00		BRACKET ASSEMBLY - Propeller pitch control	1	
-13	31747-00	W	JOINT ASSEMBLY - Bell spring type	1	
-14	70371-02	W	FITTING - Swivel, alternate air control	1	
-15	70371-03	W	STUD - Alternate air control	1	
-16	69012-00		CLAMP - Throttle control cable attachment	1	
-17	69011-00		LUG - Throttle control cable support bracket	1	
-18	69011-02		LUG - Mixture control cable support bracket	1	
-19	69012-00		CLAMP - Control cable attachment	1	
-20	66789-00		PLATE - Firewall seal grommet	8	
-21	68770-07		GROMMET - Firewall seal	2	
-22	68770-18		GROMMET - Firewall seal	2	
-23	22105-04	W	GASKET - Firewall seal	2	
-24	460 685	W	CONNECTOR - (200 x 4), manifold pressure line	1	
-25	68771-06		GASKET - Firewall seal	1	
-26	68771-02		GASKET - Firewall seal	1	
-27	68770-06		GROMMET - Firewall seal	2	
-28	68770-02		GROMMET - Firewall seal	2	
-29	434 160		GROMMET - (AN931-4S-16)	1	
-30	434 124	W	GROMMET - (AN931-4-12)	1	
-31	454 983	W	CLAMP - (SAE 8) Type "E"	2	
-32	454 813	W	CLAMP - (TA724-S4)	4	
-33	454 988		CLAMP - (A3046S-7-91)	1	
-34	454 974	W	CLAMP - (A3046S-4-91)	3	
-35	454 928	W	CLAMP - (PS10017-2-3)	1	
-36	454 929	W	CLAMP - (PS10017-2-4)	3	
-37	454 935	W	CLAMP - (A4980S-10-91)	2	
-38	65152-19		TUBE ASSEMBLY - Manifold pressure line	1	
-39	407 584	W	WASHER - (AN960-10)	2	
	404 887	W	NUT - (MS20385-1032C)	1	
-40	85012-14		WASHER	1	
-41	400 438	W	BOLT - (AN3-4A)	2	
	407 584	W	WASHER - (AN960-10L)	2	
-42	415 450	W	SCREW - (AN526-832R10)	2	
	407 583	W	WASHER - (AN960-8)	2	
	404 910	W	NUT - (MS20385-832C)	2	
-43	418 420	W	SCREW - Cap (1/4-20NC-3 x 1/2)	1	
	407 103	W	WASHER - (AN935-416)	1	

When ordering, always specify Part Number, Description and Serial Number of Aircraft

PIPER PARTS CATALOG

Figure and Index Number	Part Number	Code	NOMENCLATURE	No. Req.	SERIAL NUMBERS AFFECTED
79-44	404 392	W	NUT - (AN320-3)	1	
	424 051	W	COTTER PIN - (AN380-2-2)	1	
	407 584	W	WASHER - (AN960-10L)	1	
	407 585	W	WASHER - (AN960-416)	1	
	407 585	W	WASHER - (AN960-416L)	1	
-45	400 674	W	BOLT - (AN23-12)	2	
	404 100	W	NUT - (AN310-3)	2	
	424 051	W	COTTER PIN - (AN380-2-2)	2	
-46	416 993	W	SCREW - (AN526-1032R 14)	2	
	404 835	W	NUT - (MS20364-1032C)	2	
-47	454 929	W	CLAMP - (PS10017-2-4)	1	
-48	18219-02	W	CLAMP - Control cable attachment	1	
-49	454 905	W	CLEVIS - Mixture control (RA13-187-2C)	1	
-50	418 649		SCREW - (MS24678-10)	2	
	407 584	W	WASHER - (AN960-10L)	2	
	404 887	W	NUT - (MS20365-1032C)	2	
-51	418 600		SCREW - (MS24677-24)	2	

When ordering, always specify Part Number, Description and Serial Number of Aircraft

PIPER PARTS CATALOG

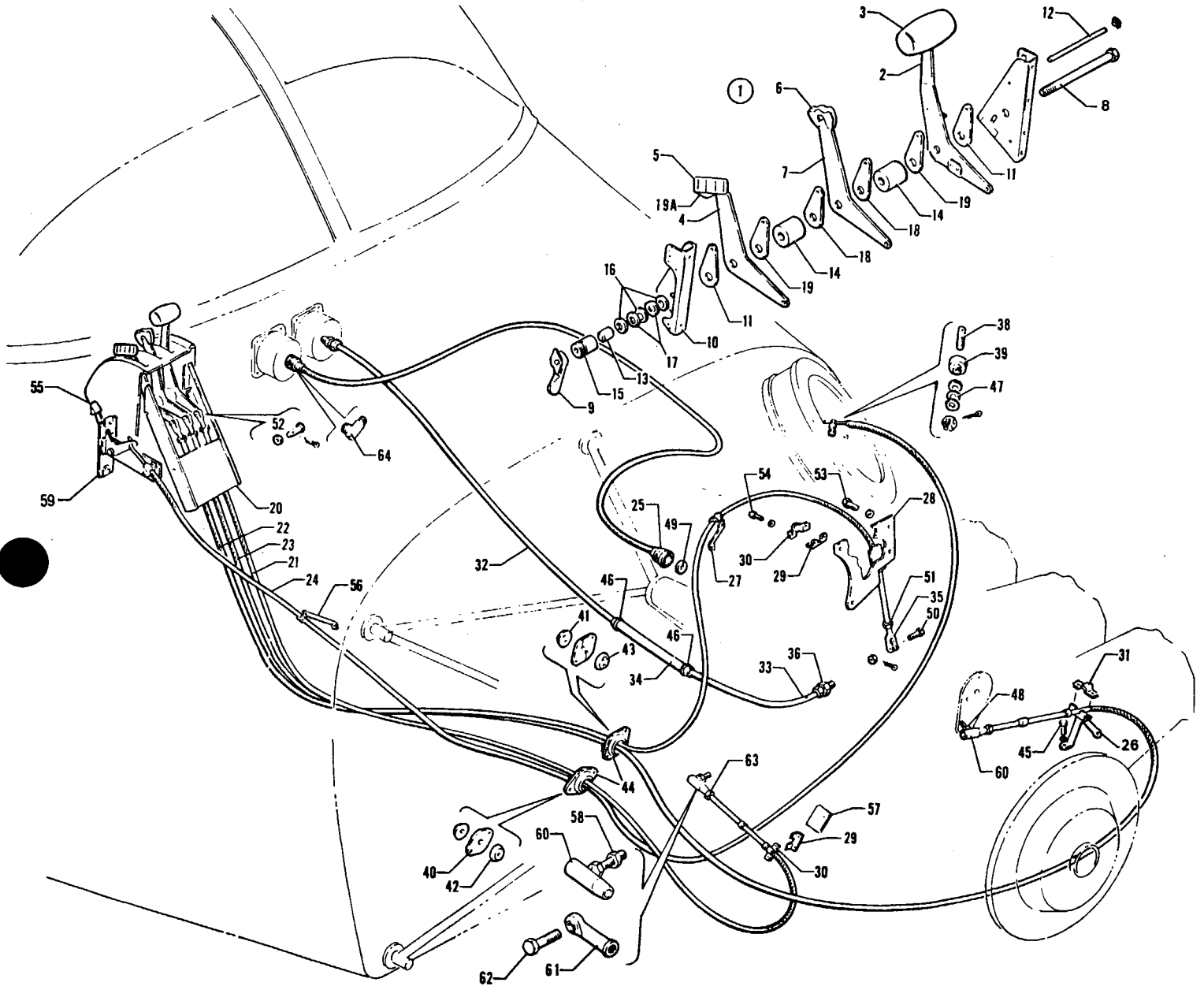


Figure 80 Engine Controls Installation
(Serial Nos 32-40566 and up)

REVISED: APRIL 1980

PIPER PARTS CATALOG

CODE EXPLANATIONS FOR FIGURE 80

- A - If Engine Tach Cable Rerouting Kit 763 916 has already been installed, order tachometer shaft listed for serial nos 32-7940146, 32-7940280 and up
- B - Angle drive not required if Engine Tach Cable Rerouting Kit 763 916 has been installed
- W - These parts must be ordered from Service Spares Department, Piper Aircraft, Lock Haven, Penna

PIPER PARTS CATALOG

Figure and Index Number	Part Number	Code	NOMENCLATURE	No. Req.	SERIAL NUMBERS AFFECTED
80-	69469		DRAWING - Engine Controls Installation		
-1	69320-00		QUADRANT ASSEMBLY - Control	1	32-40566 to 32-7440182 incl
	69320-02		QUADRANT ASSEMBLY - Control	1	32-7540001 and up
-2	67223-00		* LEVER ASSEMBLY - Throttle	1	
-3	67212-00		* * KNOB - Throttle lever	1	
-4	67214-00		* LEVER - Mixture control	1	32-40566 to 32-7440182 incl
	79349-00		* LEVER - Mixture control	1	32-7540001 and up
-5	24048-00	W	* KNOB - Mixture control (571 044)	1	
-6	24047-00	W	* KNOB - Propeller control (571 043)	1	
-7	69485-00		* LEVER - Propeller control	1	
-8	418 461		* SCREW - Cap (MS35291-46)	1	
-9	24358-00	W	* HANDLE ASSEMBLY - Quadrant adjusting	1	
-10	67215-00		* BRACKET ASSEMBLY - Quadrant, left	1	
	67216-00		* BRACKET ASSEMBLY - Quadrant, right	1	
-11	67218-00		* PLATE - Quadrant, friction	2	
-12	69319-00		* PIN - Friction plate	1	
-13	62714-04		* BEARING - Spacer	1	
-14	68699-08		* SPACER - Quadrant	2	32-40566 to 32-40615 inclusive
	68699-14		* SPACER - Quadrant	2	32-40616 and up
-15	24357-00	W	* NUT - Quadrant adjusting	1	
-16	407 566	W	* WASHER - (AN960-516)	3	
-17	408 815	W	* WASHER - (3502-18-04)	2	
-18	67218-00		* PLATE - Quadrant, friction	2	32-40566 to 32-40615 inclusive
	62833-50		* WASHER	2	32-40616 and up
-19	67218-00		* PLATE - Quadrant, friction	2	32-40566 to 32-40615 inclusive
	67218-02		* PLATE - Quadrant, friction	2	32-40616 and up
-19a	79473-00		* PLATE - Mixture control	1	32-7540001 and up
-20	69324-00		MOUNT ASSEMBLY - Cockpit engine controls	1	32-40566 to 32-40850 inclusive
	69324-02		MOUNT ASSEMBLY - Cockpit engine controls	1	32-40851 and up
-21	455 358		CONTROL CABLE ASSEMBLY - Throttle (PS50146-13-13)	1	
-22	455 357		CONTROL CABLE ASSEMBLY - Mixture (PS50146-13-16)	1	
-23	455 356		CONTROL CABLE ASSEMBLY - Propeller pitch (PS50146-13-19)	1	
-24	554 051		CONTROL CABLE ASSEMBLY - Alternate air (PS50146-4-8)	1	
-25	763 916	A	KIT - Engine tachometer shaft relocation	1	32-40566 to 32-7940145, 32-7940147 to 32-7940279 incl 32-7940146, 32-7940280 and up
	454 312		SHAFT - Tachometer (PS50044-28)	1	
-26	69546-00		BRACKET ASSEMBLY - Propeller pitch control	1	
-27	63944-00		BRACKET - Mixture control	1	
-28	69452-00		BRACKET ASSEMBLY - Mixture control cable	1	
-29	69011-00		BRACKET - Control cable support	2	
-30	69012-00		CLAMP - Control cable attachment	2	
-31	18219-02	W	CLAMP - Propeller pitch cable	1	
-32	67700-48		TUBE ASSEMBLY - Manifold pressure	1	
-33	68005-00		TUBE ASSEMBLY - Manifold pressure	1	
-34	69015-08		HOSE - Manifold pressure	1	
-35	554 757	W	CLEVIS - Control cable (MS35812-1)	1	
-36	460 685	W	CONNECTOR - (W/H 200 x 4)	1	
-37	488 327	W	TERMINAL - Clevis (AN665-21R)	3	
-38	70371-03	W	STUD - Alternate air	1	
-39	70371-02	W	FITTING - Swivel, alternate air	1	
-40	68771-08		GASKET - Firewall seal, engine side	1	
-41	68771-10		GASKET - Firewall seal, engine side	1	
-42	68770-06		GROMMET - Firewall seal	2	
-43	68770-12		GROMMET - Firewall seal	2	
-44	66789-00		PLATE - Firewall seal	4	
-45	418 420	W	SCREW - Cap (1/4-20NC3 x 1/2"L)	1	
	407 044	W	WASHER - Lock (MS35338-44)	1	

When ordering, always specify Part Number, Description and Serial Number of Aircraft

PIPER PARTS CATALOG

Figure and Index Number	Part Number	Code	NOMENCLATURE	No. Req.	SERIAL NUMBERS AFFECTED
80-46	454 983	W	CLAMP - (SAE 8) Type "E"	2	
-47	404 100	W	NUT - (AN310-3)	1	
	424 051	W	COTTER PIN - (MS24665-132)	1	
	407 584	W	WASHER - (AN960-10L) Under nut	1	
	407 565	W	WASHER - (AN960-416) Under nut	1	
	407 585	W	WASHER - (AN960-416L) Under nut	1	
-48	404 887	W	NUT - (MS20365-1032C)	1	
	407 564	W	WASHER - (AN960-10)	2	
-49	85012-14		WASHER - Tachometer shaft	1	
-50	400 674	W	BOLT - (AN23-12)	1	
	404 100	W	NUT - (AN310-3)	1	
	424 051	W	COTTER PIN - (MS24665-132)	1	
-51	404 224	W	NUT - (AN315-3R)	5	
	407 043	W	WASHER - (MS35338-43)	5	
-52	524 145		PIN - (MS20392-2C11)	3	
	407 584	W	WASHER - (AN960-10L)	3	
	424 050	W	COTTER PIN - (AN380-2-1)	3	
-53	400 438	W	BOLT - (AN3-4A)	2	
	407 584	W	WASHER - (AN960-10L)	2	
-54	418 650		SCREW - Cap (MS24678-11)	2	
	407 564	W	WASHER - (AN960-10)	2	
	404 887	W	NUT - (MS20365-1032C)	2	
-55	22287-00	W	KNOB - Alternate air control	1	32-40566 to 32-40850 inclusive
	66980-00		KNOB - Alternate air control	1	32-40851 and up
-56	69308-00		ARM - Alternate air cable	1	
-57	69434-00		BRACKET - Adapter, control cable	1	
-58	404 887	W	NUT - (MS20365-1032C)	1	
-59	66855-00		CONTROL ASSEMBLY - Alternate air	1	32-40566 to 32-7540198 incl
	66855-04		CONTROL ASSEMBLY - Alternate air	1	32-7640001 and up
-60	31747-00	W	JOINT ASSEMBLY - Ball, spring type (469 141)	2	
-61	472 606		BEARING - Rod end, throttle control (PS10020-16-2)	1	
-62	400 055	W	BOLT - (AN3-10)	1	32-40566 to 32-7440122 incl
	400 056	W	BOLT - (AN3-11)	1	32-7440123 to 32-7540198 incl
	401 269	W	BOLT - (AN3-10A)	1	32-7640001 and up
	63900-78		BUSHING	1	32-40566 to 32-7540198 incl
	62833-101		WASHER	1	
	407 584	W	WASHER - (AN960-10)	1	32-40566 to 32-7540198 incl
	407 584	W	WASHER - (AN960-10)	3	32-7640001 and up
	404 100	W	NUT - (AN310-3)	1	32-40566 to 32-7540198 incl
	404 887	W	NUT - (MS20365-1032C)	1	32-7640001 and up
	424 051	W	COTTER PIN - (MS24665-132)	1	32-40566 to 32-7540198 incl
-63	404 224	W	NUT - (AN315-3R)	1	
	407 044	W	WASHER - (MS35338-44)	1	
-64	551 986	B	ANGLE DRIVE - (ES407010)	1	32-7640098 to 32-7940145 incl, 32-7940147 to 32-7940279 incl

When ordering, always specify Part Number, Description and Serial Number of Aircraft

2F23 THRU 2F24
INTENTIONALLY LEFT BLANK

PIPER PARTS CATALOG

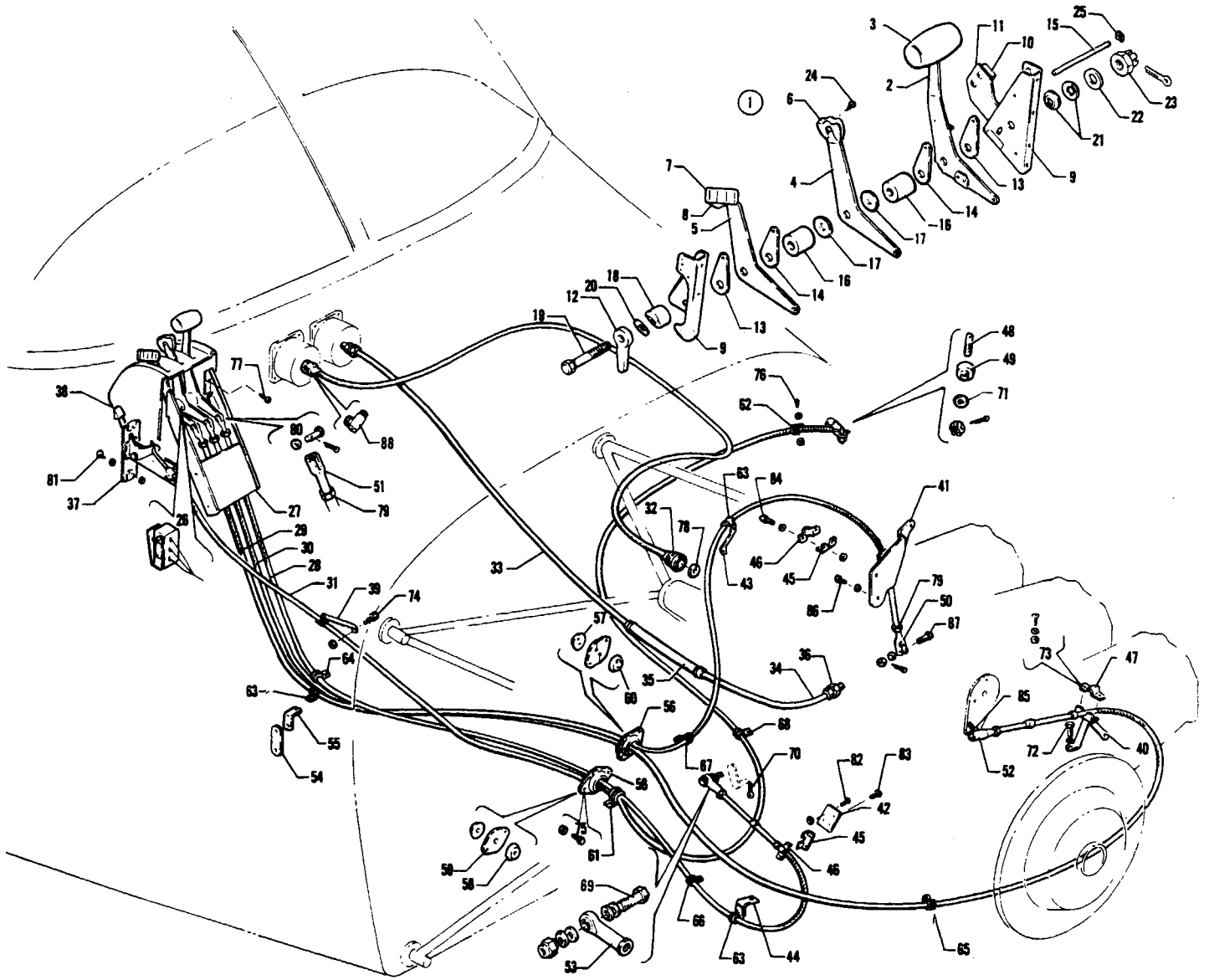


Figure 81 Engine Controls Installation

REVISED APRIL 1980

PIPER PARTS CATALOG

CODE EXPLANATIONS FOR FIGURE 81

- A - If Engine Tach Cable Rerouting Kit 763 916 has previously been installed, order tachometer shaft P/N 454 312 only as a replacement
- B - Angle drive not required if Engine Tach Cable Rerouting Kit 763 916 has been installed
- W - These parts must be ordered from Service Spares Department, Piper Aircraft, Lock Haven, Penna

PIPER PARTS CATALOG

Figure and Index Number	Part Number	Code	NOMENCLATURE	No. Req.	SERIAL NUMBERS AFFECTED
81-	38090		DRAWING - Engine Controls Installation		
-1	38091-00		QUADRANT ASSEMBLY - Control	1	
-2	67223-04		* LEVER ASSEMBLY - Throttle	1	
-3	66979-00		* * KNOB - Throttle lever	1	
-4	69485-00		* LEVER - Propeller control	1	
-5	67214-00		* LEVER - Mixture control	1	
-6	24047-00	W	* KNOB - Propeller control	1	
-7	24048-00	W	* KNOB - Mixture control	1	
-8	79473-00		* PLATE - Mixture control	1	
-9	67215-03		* BRACKET ASSEMBLY - Quadrant, left	1	
	67216-00		* BRACKET ASSEMBLY - Quadrant, right	1	
-10	38200-00		* SWITCH - Quadrant	1	
-11	38202-00		* BRACKET - Switch	1	
-12	66773-00		* HANDLE - Quadrant adjusting	1	
-13	67218-00		* PLATE - Quadrant control, friction	2	
-14	67218-02		* PLATE - Quadrant control, friction	2	
-15	69319-00		* PIN - Quadrant friction plate	1	
-16	68699-14		* SPACER - Quadrant control	2	
-17	62833-50		* WASHER	2	
-18	66774-00		* CAM - Quadrant control	1	
-19	400 185		* BOLT - (AN5-43)	1	
-20	62833-46		* WASHER	1	
-21	408 815	W	* WASHER - (3502-18-04)	2	
-22	407 566	W	* WASHER - (AN960-516)	AR	
-23	404 394		* NUT - (AN320-5)	1	
	424 051	W	* COTTER PIN - (MS24665-132)	1	
-24	415 533		* SCREW - (MS35206-243)	2	
-25	406 345	W	* NUT - (A109-014-1)	2	
-26	38094-00		SWITCH ASSEMBLY - Throttle lever (with actuator)	1	
-27	69324-03		MOUNT ASSEMBLY - Cockpit engine controls	1	
-28	555 815		CONTROL CABLE ASSEMBLY - Throttle (PS50146-13-20)	1	
-29	455 357		CONTROL CABLE ASSEMBLY - Mixture (PS50146-13-16)	1	
-30	554 350		CONTROL CABLE ASSEMBLY - Propeller (PS50146-13-14)	1	
-31	554 051		CONTROL CABLE ASSEMBLY - Alternate air (PS50146-4-8)	1	
-32	763 916	A	KIT - Tachometer shaft relocation	1	
-33	67700-48		TUBE ASSEMBLY - Manifold pressure	1	
-34	68005-00		TUBE ASSEMBLY - Manifold pressure	1	
-35	69015-08		HOSE - Manifold pressure	1	
-36	460 685	W	CONNECTOR - (W/H 200 x 4)	1	
-37	66855-04		CONTROL ASSEMBLY - Alternate air	1	
-38	66980-00		KNOB - Alternate air	1	
-39	69308-00		ARM - Alternate air cable	1	
-40	69546-00		BRACKET - Propeller pitch control	1	
-41	38084-00		BRACKET ASSEMBLY - Mixture control	1	
-42	69434-00		BRACKET - Adapter control cable	1	
-43	63944-00		BRACKET - Mixture control	1	
-44	68911-00		CLIP - Control cable	2	
-45	69011-00		LUG - Control cable support bracket	2	
-46	69012-00		CLAMP - Control cable attachment	2	
-47	18219-02	W	CLAMP - Propeller control cable	1	
-48	70371-03	W	STUD - Alternate air	1	
-49	70371-02	W	FITTING - Swivel, alternate air	1	
-50	554 757	W	CLEVIS - Control (MS35812-1)	1	
-51	488 327	W	TERMINAL - Clevis (AN665-21R)	3	

When ordering, always specify Part Number, Description and Serial Number of Aircraft

PIPER PARTS CATALOG

Figure and Index Number	Part Number	Code	NOMENCLATURE	No. Req.	SERIAL NUMBERS AFFECTED
81-52	31747-00	W	JOINT ASSEMBLY - Ball, spring type (469 141)	1	
-53	472 606		BEARING - Rod end, throttle control (PS10020-16-2)	1	
-54	38090-02		LINK - Clamp attachment	1	
-55	38090-03		ANGLE - Clip, clamp attachment	1	
-56	66789-00		PLATE - Firewall seal	4	
-57	68771-10		GASKET - Firewall seal, engine side	1	
-58	68770-06		GROMMET - Firewall seal	2	
-59	68771-08		GASKET - Firewall seal, engine side	1	
-60	68770-12		GROMMET - Firewall seal	2	
-61	454 932	W	CLAMP - (PS10017-2-7)	2	
-62	454 887		CLAMP - (PS10017-1-3)	1	
-63	454 929	W	CLAMP - (PS10017-2-4)	11	
-64	454 930	W	CLAMP - (PS10017-2-6)	2	
-65	454 813	W	CLAMP - (PS10017-4-4)	3	
-66	454 935	W	CLAMP - (PS10017-2-10)	1	
-67	454 977	W	CLAMP - (PS10017-2-16)	1	
-68	454 868	W	CLAMP - (PS10017-2-12)	1	
-69	401 269	W	BOLT - (AN3-10A)	1	
	407 584	W	WASHER - (AN960-10)	3	
	62833-101		WASHER	1	
	404 887	W	NUT - (MS20365-1032C)	1	
-70	424 051	W	COTTER PIN - (MS24665-132)	1	
-71	407 584	W	WASHER - (AN960-10L)	1	
	404 100	W	NUT - (AN310-3)	1	
	424 051	W	COTTER PIN - (MS24665-132)	1	
-72	418 420	W	CAP SCREW - (1/4-20NC-3 x 1/2)	1	
	407 044	W	WASHER - (MS35338-44)	1	
-73	415 536	W	SCREW - (MS35206-246)	2	
	407 563	W	WASHER - (AN960-8)	2	
	404 910	W	NUT - (MS20365-832C)	2	
-74	411 533		SCREW - (MS35207-264)	1	
	404 887	W	NUT - (MS20365-1032C)	1	
-75	415 535	W	SCREW - (MS35206-245)	4	
	404 910	W	NUT - (MS20365-832C)	4	
-76	415 535	W	SCREW - (MS35206-245)	1	
	407 563	W	WASHER - (AN960-8)	1	
	404 910	W	NUT - (MS20365-832C)	1	
-77	415 535	W	SCREW - (MS35206-245)	7	
-78	85012-14		WASHER - Tachometer shaft	1	
-79	404 224	W	NUT - (AN315-3R)	4	
	407 043	W	WASHER - Lock (MS35338-43)	4	
-80	407 584	W	WASHER - (AN960-10L)	3	
	524 145		PIN - (MS20392-2C11)	3	
	424 050	W	COTTER PIN - (AN380-3-1)	3	
-81	415 533		SCREW - (MS35206-243)	2	
	407 584	W	WASHER - (AN960-10L)	2	
	404 833	W	NUT - (MS20364-832C)	2	
-82	404 887	W	NUT - (MS20365-1032C)	2	
	411 534		SCREW - (MS35207-265)	2	
-83	418 600		SCREW - (MS24677-24)	2	
-84	418 650		SCREW - (MS24678-11)	2	
	407 564	W	WASHER - (AN960-10)	2	
	404 887	W	NUT - (MS20365-1032C)	2	
-85	404 887	W	NUT - (MS20365-1032C)	1	
	407 564	W	WASHER - (AN960-10)	2	
-86	400 438	W	BOLT - (AN3-4A)	2	
	407 584	W	WASHER - (AN960-10L)	2	

When ordering, always specify Part Number, Description and Serial Number of Aircraft

PIPER PARTS CATALOG

Figure and Index Number	Part Number	Code	NOMENCLATURE	No Req	SERIAL NUMBERS AFFECTED
81-87	400 674	W	SCREW - (AN23-12)	1	
	407 584	W	WASHER - (AN960-10L)	1	
	404 100	W	NUT - (AN310-3)	1	
	424 051	W	COTTER PIN - (MS24665-132)	1	
-88	551 986	B	ANGLE DRIVE - (ES407010)	1	32R-7680002, 32R-7680331 and up

When ordering, always specify Part Number, Description and Serial Number of Aircraft

PIPER PARTS CATALOG

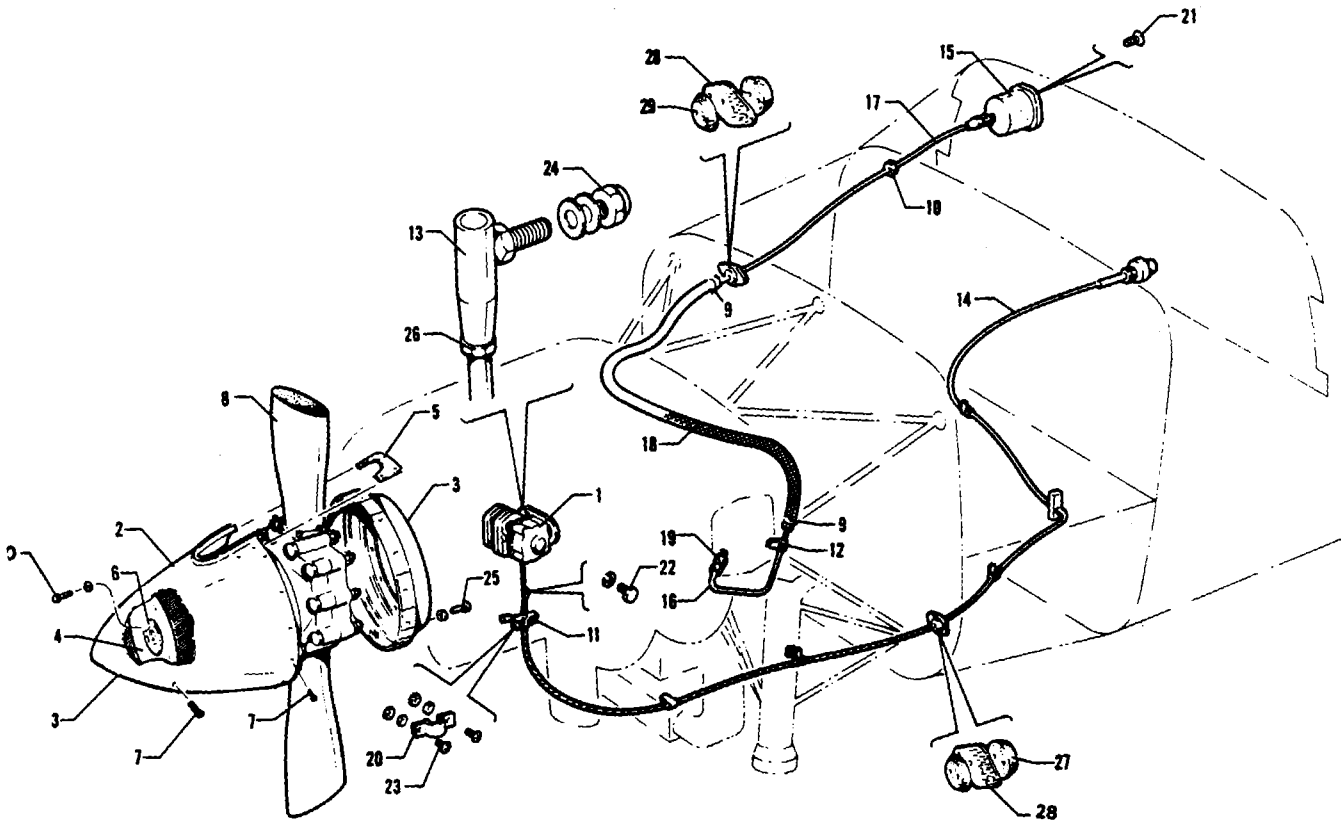


Figure 82. Constant Speed Propeller Installation
(Serial Nos. 32-1 to 32-1110 inclusive)

PIPER PARTS CATALOG

CODE EXPLANATIONS FOR FIGURE 82

- A - If existing spinner is constructed of fiberglass, order Spinner Replacement Kit 760 452.
- B - See Figure 84 for component parts.
- W - These parts must be ordered from Service Spares Department, Piper Aircraft, Lock Haven, Penna.

PIPER PARTS CATALOG

Figure and Index Number	Part Number	Code	NOMENCLATURE	No. Req.	SERIAL NUMBERS AFFECTED
82-	68712 68705 68239		DRAWING - Constant Speed Propeller Installation DRAWING - Engine Controls Installation DRAWING - Instruments Installation		
-1	66634-03		GOVERNOR - Propeller	1	
-2	67790-00	A	SPINNER SHELL - Propeller	1	
-3	67791-00	A	BULKHEAD ASSEMBLY - Spinner, aft	1	
-4	67793-00	A	BULKHEAD ASSEMBLY - Spinner, forward	1	
-5	67794-00	A	CUFF - Spinner	2	
-6	99499-00	A	PLATE - Spinner	1	
-7	415 379	A	SCREW - (MS51958-63)	28	
	494 227	A	WASHER - Fiber (PS10063-2)	28	
-8	550 936	B	PROPELLER ASSEMBLY - Hartzell (HC-C2YK-1BF/F8477-2)	1	
-9	454 983	W	CLAMP - (SAE 8)	2	
-10	434 128	W	GROMMET - (MS35489-6)	1	
-11	69546-00		BRACKET ASSEMBLY - Propeller pitch control	1	
-12	454 929	W	CLAMP - (PS10017-2-4)	1	
-13	31747-00	W	JOINT - Ball	1	
-14	65451-03		CABLE ASSEMBLY - Governor control	1	
-15	751 118	W	GAUGE - Manifold pressure	1	
-16	65438-00		TUBE ASSEMBLY - Manifold pressure gauge	1	
-17	65152-19		TUBE ASSEMBLY - Manifold pressure gauge	1	32-1 to 32-300 inclusive
	68023-00		TUBE ASSEMBLY - Manifold pressure gauge	1	32-301 and up
-18	63913-48		HOSE - Flexible, manifold pressure gauge	1	
-19	460 685	W	CONNECTOR - (W/H 200 x 4)	1	
-20	18219-02	W	CLAMP - Control cable attachment	1	
-21	415 151	W	SCREW - (AN526-632R12)	4	
-22	418 420	W	SCREW - Cap (1/4-20NC3 x 1/2)	1	
-23	415 450	W	SCREW - (AN526-832R10)	2	
	407 563	W	WASHER - (AN960-8)	2	
	404 910	W	NUT - (MS20365-832C)	2	
-24	404 887	W	NUT - (MS20365-1032C)	1	
	407 564	W	WASHER - (AN960-10)	2	
-25	401 310	W	BOLT - (AN4-10A)	12	
	407 585	W	WASHER - (AN960-416L)	12	
	404 888	W	NUT - (MS20365-428C)	12	
-26	404 224	W	NUT - (AN315-3R)	1	
-27	68770-07		GROMMET - Firewall seal	2	
-28	22105-04	W	GASKET - Firewall seal	2	
-29	68770-06		GROMMET - Firewall seal	2	
-30	401 301	A	BOLT - (AN4H3A)	4	
	407 565	A,W	WASHER - (AN960-416)	8	

When ordering, always specify Part Number, Description and Serial Number of Aircraft

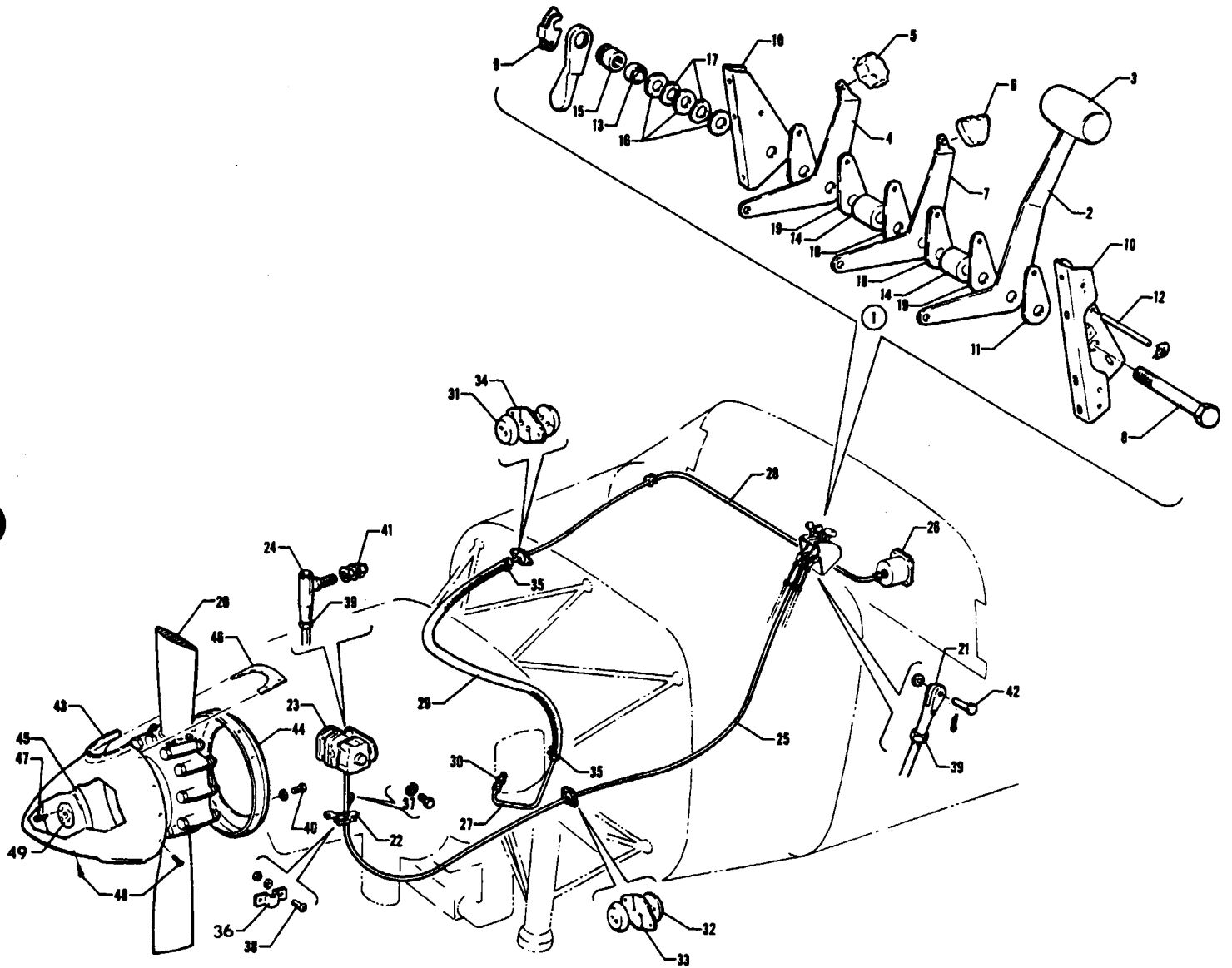


Figure 83. Constant Speed Propeller Installation
(Serial Nos. 32-1111 to 32-720065 inclusive)

PIPER PARTS CATALOG

CODE EXPLANATIONS FOR FIGURE 83

- A - See Figure 84 for component parts.
- B - If existing spinner is constructed of fiberglass, order Spinner Replacement Kit 760 452.
- W - These parts must be ordered from Service Spares Department, Piper Aircraft, Lock Haven, Penna.

PIPER PARTS CATALOG

Figure and Index Number	Part Number	Code	NOMENCLATURE	No. Req.	SERIAL NUMBERS AFFECTED
83-	69480		DRAWING - Constant Speed Propeller Installation		
-1	69320-00		QUADRANT ASSEMBLY - Control	1	
-2	67223-00		* LEVER ASSEMBLY - Throttle	1	
-3	67212-00		* * KNOB - Throttle lever	1	
-4	67214-00		* LEVER - Mixture control	1	
-5	24048-00	W	* KNOB - Mixture control (571 044)	1	
-6	24047-00	W	* KNOB - Propeller control (571 043)	1	
-7	69485-00		* LEVER - Propeller control	1	
-8	418 461		* SCREW - Cap (MS35291-46)	1	
-9	24358-00	W	* HANDLE ASSEMBLY - Quadrant adjusting	1	
-10	67215-00		* BRACKET ASSEMBLY - Quadrant, left	1	
	67216-00		* BRACKET ASSEMBLY - Quadrant, right	1	
-11	67218-00		* PLATE - Quadrant, friction	2	
-12	69319-00		* PIN - Friction plate	1	
-13	62714-04		* BEARING - Spacer	1	
-14	68699-08		* SPACER - Quadrant	2	32-1111 to 32-1116 inclusive
	68699-14		* SPACER - Quadrant	2	32-1117 to 32-720055 inclusive
-15	24357-00	W	* NUT - Quadrant adjusting	1	
-16	407 566	W	* WASHER - (AN960-516)	3	
-17	408 815	W	* WASHER - (3502-18-04)	2	
-18	67218-00		* PLATE - Quadrant, friction	2	32-1111 to 32-1116 inclusive
	62833-50		* WASHER	2	32-1117 to 32-720055 inclusive
-19	67218-00		* PLATE - Quadrant, friction	2	32-1111 to 32-1116 inclusive
	67218-02		* PLATE - Quadrant, friction	2	32-1117 to 32-720055 inclusive
-20	550 936	A	PROPELLER ASSEMBLY - Hartzell (HC-C2YK-1BF/F8477-2)	1	
-21	554 757	W	TERMINAL - Clevis (MS35812-1)	1	
-22	69546-00		BRACKET ASSEMBLY - Propeller pitch control	1	
-23	66634-03		GOVERNOR - Propeller	1	
-24	31747-00	W	JOINT ASSEMBLY - Ball	1	
-25	67639-12		CABLE ASSEMBLY - Governor control	1	
-26	751 118	W	GAUGE - Manifold pressure	1	
-27	65438-00		TUBE ASSEMBLY - Manifold pressure gauge	1	
-28	67700-50		TUBE ASSEMBLY - Manifold pressure gauge	1	
-29	63913-49		HOSE - Manifold pressure gauge	1	
-30	460 685	W	CONNECTOR - (W/H 200 x 4)	1	
-31	68770-06		GROMMET - Firewall seal	2	
-32	68770-12		GROMMET - Firewall seal	2	
-33	68771-10		GASKET - Firewall seal	1	
-34	68771-08		GASKET - Firewall seal	1	
-35	454 983	W	CLAMP - (SAE 8)	2	
-36	18219-02	W	CLAMP - Control cable attachment	1	
-37	418 420	W	SCREW - Cap (1/4-20NC-3 x 1/2)	1	
	407 044	W	WASHER - (MS35338-44)	1	
-38	415 536	W	SCREW - (MS35206-246)	2	
	407 563	W	WASHER - (AN960-8)	2	
	404 910	W	NUT - (MS20365-832C)	2	
-39	404 224	W	NUT - (AN315-3R)	2	
	407 043	W	WASHER - (MS35338-43)	2	
-40	401 310	W	BOLT - (AN4-10A)	12	
	407 585	W	WASHER - (AN960-416L)	12	
	404 888	W	NUT - (MS20365-428C)	12	
-41	404 887	W	NUT - (MS20365-1032C)	1	
	407 564	W	WASHER - (AN960-10)	2	
-42	524 145		PIN - Clevis (MS20392-2C11)	1	
	407 584	W	WASHER - (AN960-10L)	1	
	424 051	W	COTTER PIN - (MS24665-132)	1	

When ordering, always specify Part Number, Description and Serial Number of Aircraft

PIPER PARTS CATALOG

Figure and Index Number	Part Number	Code	NOMENCLATURE	No. Req.	SERIAL NUMBERS AFFECTED
83-43	67790-00	B	SPINNER SHELL - Propeller	1	
-44	67791-00	B	BULKHEAD ASSEMBLY - Spinner, aft	1	
-45	67793-00	B	BULKHEAD ASSEMBLY - Spinner, forward	1	
-46	67794-00	B	CUFF - Spinner	2	
-47	401 301	B	BOLT - (AN4H3A)	4	
	407 565	B,W	WASHER - (AN960-416)	8	
-48	415 379	B	SCREW - (MS51958-63)	28	
	494 227	B	WASHER - Fiber (PS10063-2)	28	
-49	99499-00	B	PLATE - Spinner	1	

When ordering, always specify Part Number, Description and Serial Number of Aircraft

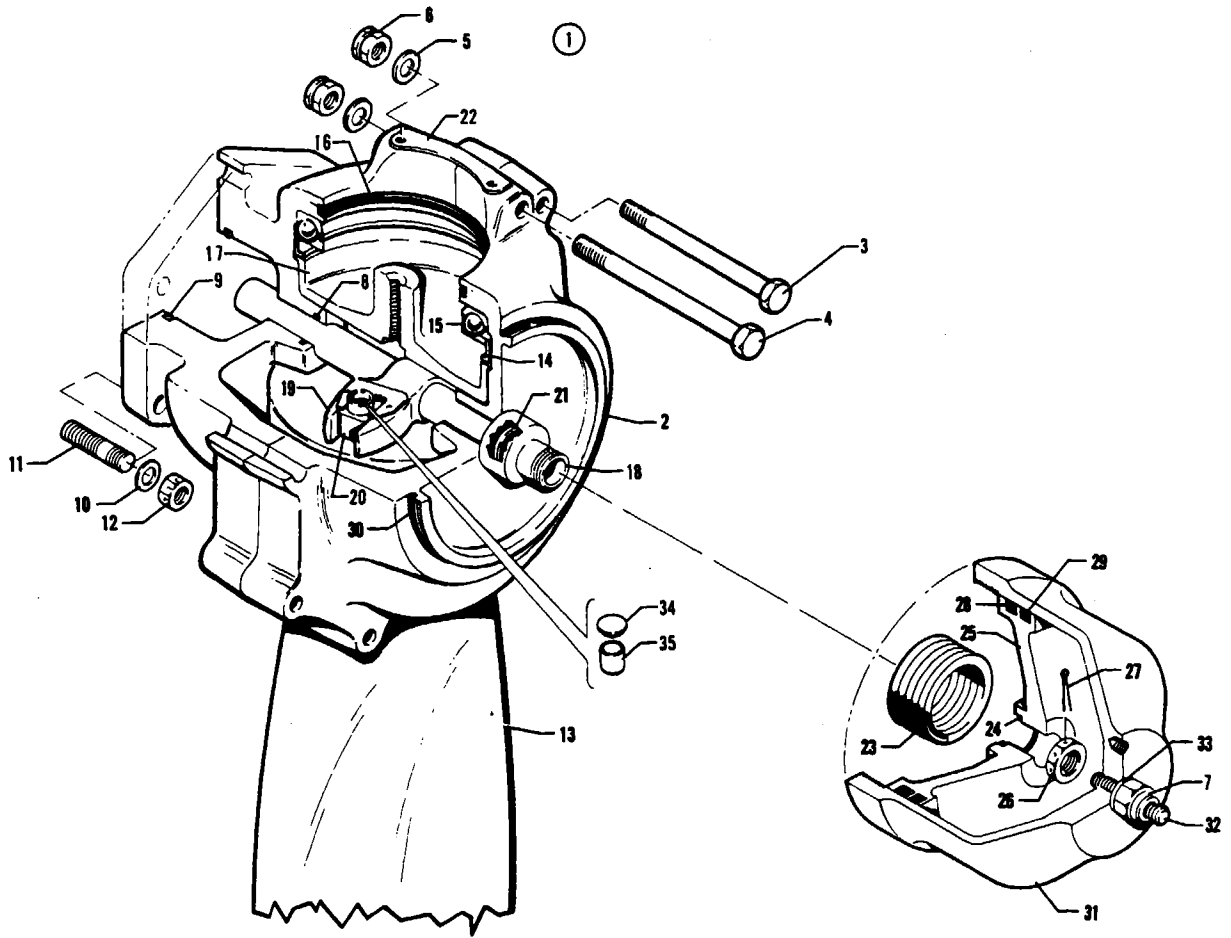


Figure 84. Propeller Assembly

REVISED: SEPTEMBER 1977

2G13

PA-32-26C
PA-32-30C
PA-32R-30C

PIPER PARTS CATALOG

CODE EXPLANATIONS FOR FIGURE 84

- A - Used on PA-32-280 only.
- B - Used on PA-32-300 only.
- C - Used with Hartzell Propeller Assemblies HC-C2YK-1A/8477-2 and HC-C2YK-1B/8477-2
- D - Used with Hartzell Propeller Assembly HC-C2YK-1B/8475D-4.
- E - Used with Hartzell Propeller Assembly HC-C2YK-1B/8475R-0.
- F - Used with Hartzell Propeller Assembly HC-C2YK-1BF/F8475D-4.
- G - Used with Hartzell Propeller Assembly HC-C2YK-1BF/F8475R-0.
- H - Propeller Assembly not available. Order Part No. 550 936.
- J - Propeller Assembly not available Order Part No. 550 937.
- K - Propeller Assembly not available. Order Part No. 550 941.
- L - Used with Hartzell Propeller Assemblies HC-C2YK-1A/8477-2, HC-C2YK-1B/8477-2, HC-C2YK-1B/8475D-4 and HC-C2YK-1B/8475R-0.
- M - Used with Hartzell Propeller Assemblies HC-C2YK-1BF/8475D-4, HC-C2YK-1BF/F8477-2 and HC-C2YK-1BF/F8475R-0.
- N - Used with Hartzell Propeller Assembly HC-C2YK-1BF/F8477-2.
- O - Used on PA-32-300 and PA-32R-300 only.
- P - Used with Hartzell Propeller Assembly HC-C2YK-1A/8477-2.
- Q - Used with Hartzell Propeller Assemblies HC-C2YK-1B/8477-2, HC-C2YK-1B/8475D-4, HC-C2YK-1BF/F8477-2, HC-C2YK-1BF/F8475D-4 and HC-C2YK-1BF/F8475R-0.
- R - Used with Hartzell Propeller Assembly HC-C2YK-1/8475R-0.
- S - Used with Hartzell Propeller Assemblies HC-C2YK-1B/8477-2 and HC-C2YK-1B/8475D-4.
- T - No longer available. Order fork unit, P/N 754 826 (B-2457-3), and two (2) blocks, P/N 758 422 (A-2217-4), for replacement.
- U - Used on Propeller Assemblies HC-C2YK-1B/8477-2, HC-C2YK-1B/8475D-4 and HC-C2YK-1B/8475R-0 if fork unit B-2457-2 has been replaced with fork unit B-2457-3.
- V - Used with fork units B-2410, B-2410-1 and B-2457-2 only.
- W - These parts must be ordered from Service Spares Department, Piper Aircraft, Lock Haven, Penna.

PIPER PARTS CATALOG

Figure and Index Number	Part Number	Code	NOMENCLATURE	No. Req	SERIAL NUMBERS AFFECTED
84-1	450 936	A,H	PROPELLER ASSEMBLY - Hartzell (HC-C2YK-1A/8477-2)	1	32-1 to 32-143 inclusive
	450 937	A,H	PROPELLER ASSEMBLY - Hartzell (HC-C2YK-1B/8477-2)	1	32-144 and up
	550 936	A	PROPELLER ASSEMBLY - Hartzell (HC-C2YK-1BF/F8477-2)	1	
	450 909	B,J	PROPELLER ASSEMBLY - Hartzell (HC-C2YK-1B/8475D-4)	1	
	550 937	O	PROPELLER ASSEMBLY - Hartzell (HC-C2YK-1BF/F8475D-4)	1	
	550 904	B,K	PROPELLER ASSEMBLY - Hartzell (HC-C2YK-1B/8475R-0)	1	
	550 941	B	PROPELLER ASSEMBLY - Hartzell (HC-C2YK-1BF/F8475R-0)	1	
-2	752 020	L,W	HUB ASSEMBLY - Propeller (D-2201-3)	1	
	755 222	M,W	HUB ASSEMBLY - Propeller (D-2201-17)	1	
-3	753 461	W	BOLT - Hex head (A-2431)	6	
-4	758 111	W	BOLT - Hex head (A-2432)	4	
-5	407 587	W	WASHER - (AN960-816)	10	
-6	752 511	W	NUT - Elastic (A20343)	10	
-7	752 534	W	NUT - (52NTE-064)	1	
-8	755 932	W	"O" RING - Rod (PRP-902-13)	1	
-9	755 800	W	"O" RING - Rod (PRP-909-6)	1	
-10	407 569	W	WASHER - (AN960-816)	6	
-11	756 295	W	STUD - Flange (A-2247-2)	6	
-12	752 533	W	NUT - Castle (A-2069)	6	
-13	758 144	C	BLADE - Propeller (8477-2)	2	
	758 145	D	BLADE - Propeller (8475D-4)	2	
	758 146	B	BLADE - Propeller (8475R-0)	2	
	758 218	N	BLADE - Propeller (F8477-2)	2	
	758 219	F	BLADE - Propeller (F8475D-4)	2	
	758 220	G	BLADE - Propeller (F8475R-0)	2	
-14	755 968	W	RING - Bearing guide (A-2204)	2	
-15	753 463	W	BEARING - Blade, split (A-2202)	2	
-16	755 934	W	"O" RING - Blade (PRP-902-42)	2	
-17	757 249	W	PRELOAD PLATE UNIT - (B-2256)	2	
-18	757 336	R	ROD - Piston (A-2418)	1	
	755 992	P,W	ROD - Piston (A-2418-1)	1	
	755 993	M,W	ROD - Piston (A-2418-2)	1	
-19	754 814	R	FORK UNIT - Pitch change (B-2410)	1	
	754 815	P,W	FORK UNIT - Pitch change (B-2410-1)	1	
	751 820	S,T,W	FORK UNIT - Pitch change (B-2457-2)	1	
	754 826	M,W	FORK UNIT - Pitch change (B-2457-3)	1	
-20	753 464	V,W	BLOCK - Pitch change (A-2217-1)	2	
	753 465	V,W	BLOCK - Pitch change (A-2217-2)	2	
	758 204	M,W	BLOCK - Pitch change (A-2217-3)	2	
	758 422	U,W	BLOCK - Pitch change (A-2217-4)	2	
-21	755 972	W	SPLIT - Retainer (A-2430)	1	
-22	756 807	W	WEIGHTS - Balance (A-2424)	AR	
-23	757 555	E,P,W	SPRING - (A-2213)	1	
	757 556	Q,W	SPRING - (A-2213-1)	1	
-24	757 995	W	"O" RING - Piston seal (PRP-914-6)	1	
-25	757 302	W	PISTON - (B-2418)	1	
-26	752 513	W	NUT - Rod (A-2211)	1	
-27	424 061	W	COTTER PIN - (AN380-3-5)	1	
-28	755 994	W	"O" RING - Piston (PRP-902-51)	1	
-29	757 557	W	SEAL - Felt (B-1843)	1	
-30	755 935	W	"O" RING - Cylinder (PRP-909-25)	1	

When ordering, always specify Part Number, Description and Serial Number of Aircraft

PIPER PARTS CATALOG

Figure and Index Number	Part Number	Code	NOMENCLATURE	No. Req.	SERIAL NUMBERS AFFECTED
84-31	757 827	E,P,W	CYLINDER - (B-2428)	1	
	757 828	Q,W	CYLINDER - (B-2428-1)	1	
-32	757 558	W	SCREW - Low stop (A-2421)	1	
-33	757 559	W	SEAL - Parker (7000-3/8)	1	
-34	758 282	M	BUTTON - Propeller (A-3212-1)	1	
-35	758 280	M	BUSHING - Propeller (A-2413-2)	1	

When ordering, always specify Part Number, Description and Serial Number of Aircraft

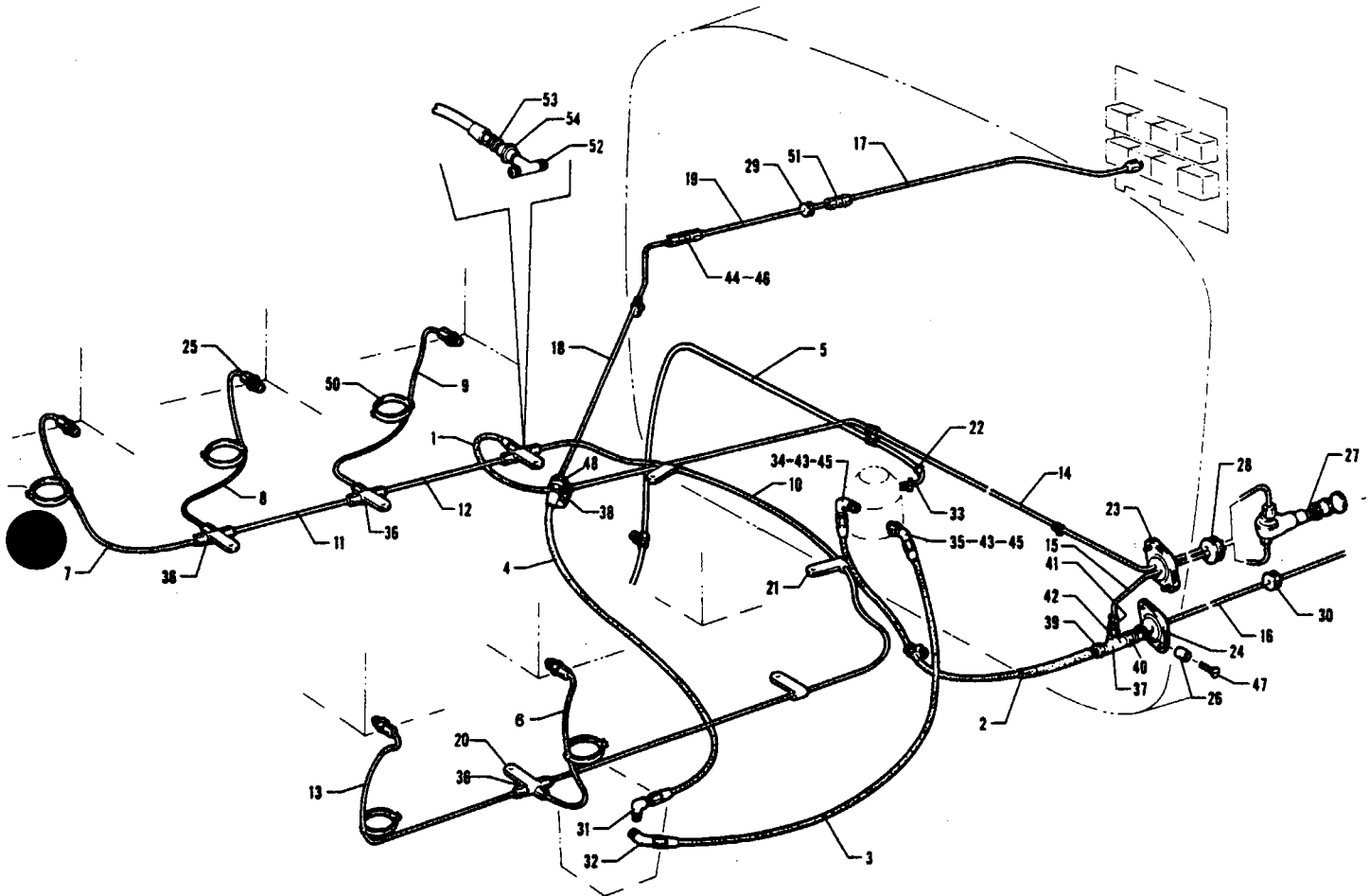


Figure 85. Forward Fuel System Installation
(PA-32-260)

PIPER PARTS CATALOG

CODE EXPLANATIONS FOR FIGURE 85

- A - Used with 1/8" I.D. hose.
- B - Used with 3/16" I.D. hose.
- W - These parts must be ordered from Service Spares Department, Piper Aircraft, Lock Haven, Penna.

PIPER PARTS CATALOG

Figure and Index Number	Part Number	Code	NOMENCLATURE	No. Req.	SERIAL NUMBERS AFFECTED
85-	68760 68795 69170 69476		DRAWING - Fuel System Installation DRAWING - Fuel System Installation DRAWING - Fuel System Installation DRAWING - Fuel System Installation		32-1 to 32-375 inclusive 32-376 to 32-853 inclusive 32-854 to 32-1110 inclusive 32-1111 and up
-1	17766-06 63901-77	W	HOSE ASSEMBLY - Primer line connector, 1/8" I.D. HOSE ASSEMBLY - Primer line connector, 3/16" I.D.	1 1	
-2	63901-23		HOSE ASSEMBLY - Engine fuel pump	1	
-3	63901-24		HOSE ASSEMBLY - Engine fuel pump	1	
-4	63901-25		HOSE ASSEMBLY - Carburetor to pressure gauge	1	
-5	63913-26		HOSE - Engine fuel pump vent	1	
-6	65364-04		LINE ASSEMBLY - Engine primer, left, center	1	
-7	65364-03		LINE ASSEMBLY - Engine primer, right, front	1	
-8	65364-04		LINE ASSEMBLY - Engine primer, right, center	1	
-9	65364-05		LINE ASSEMBLY - Engine primer, right, rear	1	
-10	65365-02		LINE ASSEMBLY - Engine primer, left	1	
-11	65365-03		LINE ASSEMBLY - Engine primer, right, center	1	
-12	65365-04		LINE ASSEMBLY - Engine primer, right, rear	1	
-13	65366-00		LINE ASSEMBLY - Engine primer, left, front	1	
-14	63824-05 63824-12		LINE ASSEMBLY - Primer (72") LINE ASSEMBLY - Primer (100")	1 1	32-1 to 32-1110 inclusive 32-1111 and up
-15	83825-05 63825-10		LINE ASSEMBLY - Primer (40") LINE ASSEMBLY - Primer (65")	1 1	32-1 to 32-1110 inclusive 32-1111 and up
-16	65152-18 65578-02		LINE ASSEMBLY - Engine pump to electric pump LINE ASSEMBLY - Engine pump to electric pump	1 1	32-1 to 32-375 inclusive 32-376 and up
-17	68773-00 67700-51		LINE ASSEMBLY - Fuel pressure (35.70") LINE ASSEMBLY - Fuel pressure (43.35")	1 1	32-1 to 32-1110 inclusive 32-1111 and up
-18	68774-00		LINE ASSEMBLY - Fuel pressure	1	
-19	67700-52		LINE ASSEMBLY - Fuel pressure (21.60")	1	32-1111 and up
-20	65429-00		CLAMP	4	
-21	80032-69	W	CLAMP	3	
-22	454 806	W	CLAMP - (SAE 7)	1	
-23	66789-00 68770-00 68771-00		PLATE - Firewall seal GROMMET - Firewall seal GASKET - Firewall seal	2 2 1	
-24	66789-00 68770-17		PLATE - Firewall seal GROMMET - Firewall seal	2 2	
	22105-07	W	GASKET - Firewall seal	1	
-25	31197-00	W	JET ASSEMBLY - Primer	5	
-26	82732-13		BUSHING - Fitting spacer	1	
-27	451 103		PRIMER ASSEMBLY - (K-2406 SAE 2)	1	
-28	434 129	W	GROMMET - (AN931-5-9)	1	
-29	434 124	W	GROMMET - (AN931-4-12)	1	
-30	434 136	W	GROMMET - (AN931-9-13)	1	
-31	69504-00		ELBOW - Carburetor to pressure gauge (restricted)	1	
-32	458 871	W	ELBOW - (AN823-6)	1	
-33	458 948	W	ELBOW - (1K1-2-4)	1	
-34	458 936 558 830	W	ELBOW - (AN833-6) ELBOW - (RAC 2000-6)	1 1	32-1 to 32-7500040 inclusive 32-7500041 and up
-35	458 864 558 831		ELBOW - (AN837-6) ELBOW - (RAC 4500-6)	1 1	32-1 to 32-7500040 inclusive 32-7500041 and up

When ordering, always specify Part Number, Description and Serial Number of Aircraft

PIPER PARTS CATALOG

Figure and Index Number	Part Number	Code	NOMENCLATURE	No. Req.	SERIAL NUMBERS AFFECTED
85-36	488 318	W	TEE - Primer lines (AN824-2D)	3	
-37	588 391		TEE - Fuel pump (C3709 x 4)	1	
-38	491 048	A,W	UNION - (AN815-2D)	1	
	484 348	B,W	REDUCER - (AN919-0D)	1	
-39	476 678	W	NIPPLE - (AN816-6)	1	
-40	476 689		NIPPLE - (AN816-7)	1	
-41	460 651	W	CONNECTOR - (WH 200 x 2)	1	
-42	453 880	W	ADAPTER - (AN912-1C)	1	
-43	462 060	W	GASKET - (MS29512-6)	2	32-1 to 32-7500040 incl.
-44	491 063	W	UNION - (AN832-4)	1	
-45	477 631	W	NUT - (AN924-6)	2	32-1 to 32-7500040 incl.
-46	477 629	W	NUT - (AN924-4)	1	
-47	416 795	W	SCREW - (AN507-1032R16)	1	
	407 564	W	WASHER - (AN960-10)	1	
	404 887	W	NUT - (MS20365-1032C)	1	
-48	484 307		REDUCER - (AN919-2)	1	
-49	69473-00		CLAMP - Tube	4	32-1111 and up
-50	21230-00	W	CLAMP	5	
-51	491 060	W	UNION - (AN815-4D)	1	32-1111 and up
-52	488 318	A,W	TEE - Primer lines (AN824-2D)	1	
	588 436	B	TEE - Primer lines (MS20825-2D)	1	
-53	476 647	B,W	NIPPLE - (AN816-3D)	1	
-54	455 173	B,W	COUPLING - (AN910-1D)	1	

When ordering, always specify Part Number, Description and Serial Number of Aircraft

2G21 THRU 2G24
INTENTIONALLY LEFT BLANK

PIPER PARTS CATALOG

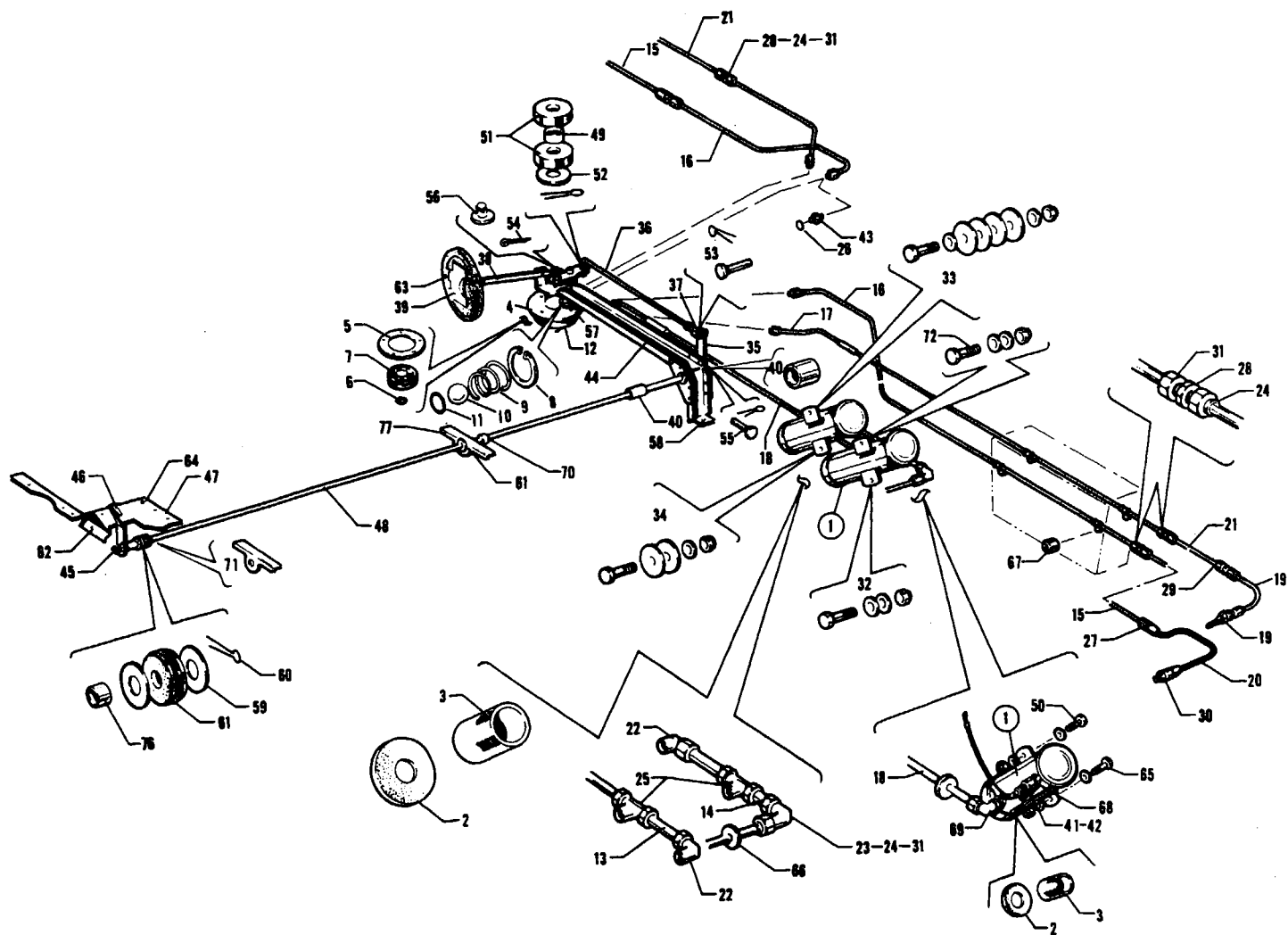


Figure 86 Aft Fuel System Installation
(PA-32-260)

PIPER PARTS CATALOG

CODE EXPLANATIONS FOR FIGURE 86

- A - When ordering, ascertain that Wing Tip Tank Modification Kit 757 152 has been installed per Service Bulletin No 253
- B - When ordering, specify color red, blue/green, gold, black, green or "bark II"
- C - Used with Fuel Selector Valve 1H65-2 and 1H65-4 only
- D - Order Part No 462 061 if Fuel Selector Valve 492 104 (1H26-2) is installed
- E - No longer available Order part for Serial Nos 32-876 and up if Fuel Selector Control Modification Kit has been installed per Service Bulletin 376 If Fuel Selector Control Modification Kit has not been installed per Service Bulletin 376, order Kit 760 685
- F - No longer available Order part for Serial Nos 32-1251 and up if Fuel Selector Control Modification Kit has been installed per Service Bulletin 376 If Fuel Selector Control Modification Kit has not been installed per Service Bulletin 376, order Kit 760 685 for Serial Nos 32-1 to 32-875 incl, Kit 760 686 for Serial Nos 32-876 to 32-1110 incl or Kit 760 687 for serial Nos 32-1111 to 32-1250 incl
- G - Order Part No 491 053 if Fuel Selector Valve 492 104 (1H-26-2) is installed
- H - No longer available Order part for Serial Nos 32-1111 and up if Fuel Selector Control Modification Kit has been installed per Service Bulletin 376 If Fuel Selector Control Modification Kit has not been installed per Service Bulletin 376, order Kit 760 685 for Serial Nos 32-1 to 32-875 incl or Kit 760 685 for Serial Nos 32-876 to 32-1110 incl
- J - Ascertain Fuel Selector Valve Model No before ordering
- K - Used if Fuel Selector Valve 1H16-1, 1H26-2 or 1H26-3 is installed
- L - Used if Fuel Selector Valve 1H26-4 or 1H26-3 is installed.
- M - Ascertain Service Bulletin 376 has been complied with Appropriate kit must be installed prior to installation of Fuel Valve Kit 760 895V on Aircraft Serial Nos 32-1 to 32-7300036 inclusive
- N - Used if Fuel Selector Valve 1H65-2 is installed
- W - These parts must be ordered from Service Spares Department, Piper Aircraft, Lock Haven, Penna

PIPER PARTS CATALOG

Figure and Index Number	Part Number	Code	NOMENCLATURE	No Req	SERIAL NUMBERS AFFECTED
86-	68760 68795 69170 69476 68772 69100 68084		DRAWING - Fuel System Installation DRAWING - Fuel System Installation DRAWING - Fuel System Installation DRAWING - Fuel System Installation DRAWING - Fuel Selector Valve Installation DRAWING - Fuel Selector Valve Installation DRAWING - Fuel Selector Valve Installation		32-1 to 32-375 inclusive 32-376 to 32-853 inclusive 32-854 to 32-1110 inclusive 32-1111 and up 32-1 to 32-875 inclusive 32-876 to 32-1250 inclusive 32-1251 and up
-1	481 701 481 701		PUMP - Electric, fuel (480 543) PUMP - Electric, fuel (480 543)	2 1	32-1 to 32-375 inclusive 32-376 and up
-2	751 872	W	* GASKET - Cover (479 136)	1	
-3	751 799	W	* SCREEN - Filter (479 135)	1	
-4	757 158 760 895	M M	FUEL VALVE KIT FUEL VALVE KIT	1 1	32-1 to 32-150 inclusive 32-151 to 32-7400049 inclusive
	492 290		FUEL VALVE - (1H65-4)	1	32-7400050 and up
-5	751 871 762 503	K,L,W N	* GASKET - Filter * "O" RING - (Viton) 2-043	1 1	
-6	755 919	W	* "O" RING - Viton	1	
-7	751 796 754 816	J,K,W J,L,N	* FILTER ASSEMBLY - Fuel selector valve * FILTER ASSEMBLY - Fuel selector valve	1 1	
-8	756 036	L	* RING - Snap, inlet port (N5000-68)	4	
-9	757 632	L	* SPRING - Inlet port	4	
-10	758 176	L	* BALL - Inlet port	4	
-11	756 035	L	* "O" RING - Inlet port	4	
-12	758 534	C	* BOWL - Fuel filter (AI-90-1)	1	
-13	65152-15		LINE ASSEMBLY - Fuel, electric pump	2	32-1 to 32-375 inclusive
-14	65152-16		LINE ASSEMBLY - Fuel, electric pump	1	32-376 and up
-15	65152-17 65152-21		LINE ASSEMBLY - Valve to main tank, left LINE ASSEMBLY - Valve to main tank, right	1 1	
-16	68769-00 69038-00 68764-00		LINE ASSEMBLY - Valve to main tank, left LINE ASSEMBLY - Valve to main tank, left LINE ASSEMBLY - Valve to main tank, right	1 1 1	32-1 to 32-450 inclusive 32-451 and up
-17	68768-00 69039-00 68765-00 68765-02		LINE ASSEMBLY - Valve to tip tank, left LINE ASSEMBLY - Valve to tip tank, left LINE ASSEMBLY - Valve to tip tank, right LINE ASSEMBLY - Valve to tip tank, right	1 1 1 1	32-1 to 32-450 inclusive 32-451 and up 32-1 to 32-853 inclusive 32-854 and up
-18	68766-00 68789-00 65577-02 69037-00		LINE ASSEMBLY - Valve to electric pump LINE ASSEMBLY - Valve to electric pump LINE ASSEMBLY - Valve to electric pump LINE ASSEMBLY - Valve to electric pump	1 1 1 1	32-1 to 32-150 inclusive 32-151 to 32-375 inclusive 32-376 to 32-450 inclusive 32-451 and up
-19	69184-00	A	LINE ASSEMBLY - Tip tank	2	32-1 to 32-853 inclusive
-19a	65816-00	A	FITTING - Tip tank line assembly	2	32-1 to 320853 inclusive
-20	63901-15		HOSE ASSEMBLY - Fuel tank to fuel line	2	
-21	65152-14 69166-00 65152-20 69166-01		LINE ASSEMBLY - Valve to tip tank, left LINE ASSEMBLY - Valve to tip tank, left LINE ASSEMBLY - Valve to tip tank, right LINE ASSEMBLY - Valve to tip tank, right	1 1 1 1	32-1 to 32-853 inclusive 32-854 and up 32-1 to 32-853 inclusive 32-854 and up
-22	68762-00		ELBOW - Electric fuel pump	2	32-1 to 32-375 inclusive
-23	558 916		ELBOW - (8E12-D)	1	32-1 to 32-375 inclusive
-24	460 463		FERRULE - (8T12-D)	9	
-25	68761-00		TEE - Electric fuel pump	2	32-1 to 32-375 inclusive

PIPER PARTS CATALOG

Figure and Index Number	Part Number	Code	NOMENCLATURE	No Req	SERIAL NUMBERS AFFECTED
86-26	462 060	D.W	GASKET - (MS29512-6)	4	32-1 to 32-150 inclusive
	462 061	W	GASKET - (MS29512-8)	4	32-151 and up
-27	484 359	W	UNION - (AN919-12D)	2	
-28	491 084		UNION - (8H12-D)	4	
-29	491 053	W	UNION - (AN815-8D)	2	32-1 to 32-853 inclusive
-30	476 662	W	NIPPLE - (AN816-6D)	2	
-31	477 680		NUT - (8B12-D)	9	
-32	400 901	W	BOLT - (AN24-11A)	1	32-1 to 32-375 inclusive
	407 565	W	WASHER - (AN960-416)	2	32-1 to 32-375 inclusive
	404 888	W	NUT - (MS20365-428C)	1	32-1 to 32-375 inclusive
-33	400 441	W	BOLT - (AN3-7A)	1	32-1 to 32-375 inclusive
	407 564	W	WASHER - (AN960-10)	2	32-1 to 32-375 inclusive
	407 560	W	WASHER - (AN970-3)	4	32-1 to 32-375 inclusive
	404 887	W	NUT - (MS20365-1032C)	1	32-1 to 32-375 inclusive
-34	400 862		BOLT - (AN23-12A)	1	32-1 to 32-375 inclusive
	407 564	W	WASHER - (AN960-10)	1	32-1 to 32-375 inclusive
	407 560	W	WASHER - (AN970-3)	2	32-1 to 32-375 inclusive
	404 887	W	NUT - (MS20365-1032C)	1	32-1 to 32-375 inclusive
-35	65392-00	F	ARM ASSEMBLY - Fuel selector control	1	32-1 to 32-875 inclusive
	69092-00	F	ARM ASSEMBLY - Fuel selector control	1	32-876 to 32-1250 inclusive
	69092-02		ARM ASSEMBLY - Fuel selector control	1	32-1251 and up
-36	65407-00	E	ROD ASSEMBLY - Fuel selector control	1	32-1 to 32-875 inclusive
	65407-07		ROD ASSEMBLY - Fuel selector control	1	32-876 and up
-37	454 905	W	* CLEVIS - (RA13-187-2C)	1	
-38	65289-00		HANDLE - Quick drain	1	
-39	65461-19	B	COVER ASSEMBLY - Quick drain	1	32-1 and up
	65461-06		COVER ASSEMBLY - Quick drain, blue	1	32-1 to 32-1320 inclusive
	65461-07		COVER ASSEMBLY - Quick drain, brown	1	32-1 to 32-1250 inclusive
	65461-15		COVER ASSEMBLY - Quick drain, white	1	32-1251 to 7600033 inclusive
-40	63904-30		HOSE - Plastic	2	32-876 and up
-41	460 463		FERRULE - (8T12-D)	1	32-376 and up
-42	477 680		NUT - (8B12-D)	1	32-376 and up
-43	491 083	G	UNION - (8-6HTX D)	4	32-1 to 32-150 inclusive
	491 053	W	UNION - (AN815-8D)	4	32-151 and up
-44	65389-02	F	BRACE ASSEMBLY - Fuel selector control	1	32-1 to 32-875 inclusive
	69094-03	F	BRACE ASSEMBLY - Fuel selector control	1	32-876 to 32-1250 inclusive
	69094-04		BRACE ASSEMBLY - Fuel selector control	1	32-1251 and up
-45	65401-00	F	INDICATOR ASSEMBLY - Fuel selector control	1	32-1 to 32-875 inclusive
	69088-00	F	INDICATOR ASSEMBLY - Fuel selector control	1	32-876 to 32-1250 inclusive
	69088-05		INDICATOR ASSEMBLY - Fuel selector control	1	32-1251 and up
-46	571 056		* KNOB - (214)	1	32-1 to 32-879 inclusive
	69181-00		* KNOB	1	32-880 and up
-47	65409-00	H	PLATE - Tunnel	1	32-1 to 32-875 inclusive
	69095-00	H	PLATE - Tunnel	1	32-876 to 32-1110 inclusive
	69489-00		PLATE - Tunnel	1	32-1111 and up
-48	65396-00	F	TORQUE TUBE - Fuel selector control	1	32-1 to 32-875 inclusive
	69093-00	F	TORQUE TUBE - Fuel selector control	1	32-876 to 32-1250 inclusive
	69093-02		TORQUE TUBE - Fuel selector control	1	32-1251 and up
-49	63900-133		BUSHING - Rod assembly	1	
-50	400 002	W	BOLT - (AN4-5A)	1	
	407 565	W	WASHER - (AN960-416)	2	
	404 836	W	NUT - (MS20364-428C)	1	
-51	62833-11		WASHER - Rod assembly	2	
-52	407 584	W	WASHER - (NA960-10L)	1	
	424 051	W	COTTER PIN - (AN380-2-2)	1	

When ordering, always specify Part Number, Description and Serial Number of Aircraft

PIPER PARTS CATALOG

Figure and Index Number	Part Number	Code	NOMENCLATURE	No Req	SERIAL NUMBERS AFFECTED
86-53	424 175	W	PIN - (AN393-13)	1	
	424 051	W	COTTER PIN - (AN380-2-2)	1	
-54	424 058		COTTER PIN - (MS24665-281)	1	
-55	424 145	W	PIN - (AN392-17)	2	32-1 to 32-875 inclusive
	424 147	W	PIN - (AN392-21)	2	32-876 to 32-1250 inclusive
	410 046	W	SCREW - (MS24694-S59)	2	32-1251 and up
	407 564	W	WASHER - (AN960-10)	2	32-1251 and up
	404 887	W	NUT - (MS20365-1032C)	2	32-1251 and up
-56	62833-36		WASHER - Fuel selector valve stem	1	
-57	415 754	W	SCREW - (AN515-8R8)	4	
	407 563	W	WASHER - (AN960-8)	4	
-58	411 532		SCREW - (MS35207-263)	1	
	407 564	W	WASHER - (AN960-10)	1	
-59	407 567	W	WASHER - (AN960-616)	2	32-1 to 32-875 inclusive
	407 570	W	WASHER - (AN960-916)	2	32-876 and up
-60	424 052	W	COTTER PIN - (AN380-2-3)	1	32-1 to 32-875 inclusive
	424 053	W	COTTER PIN - (AN380-2-4)	1	32-876 and up
-61	434 130	W	GROMMET - (AN931-7-11)	2	32-1 to 32-875 inclusive
	63976-23		GROMMET - Caaterpillar	2	32-876 and up
-62	415 261	W	SCREW - (8-32 x 3/4") Oval, chrome	6	
-63	415 264	W	SCREW - (8-32 x 1 1/8") Oval, chrome	2	
	494 004	W	WASHER - (8) Chrome	2	
-64	419 920	W	SCREW - (8 x 1/2") Chrome	7	
	406 382	W	NUT - (A1789-8-3)	7	
-65	400 002	W	BOLT - (AN4-5A)	1	32-376 and up
	407 565	W	WASHER - (AN960-416)	2	32-376 and up
	404 836	W	NUT - (MS20364-428C)	1	32-376 and up
-66	463 401		GROMMET - (2426)	2	
-67	63900-39		BUSHING - Fuel line spacer	4	
-68	476 690		NIPPLE - (8-4G12-D)	1	32-376 and up
-69	558 918		ELBOW - (8-4D12-D)	1	32-376 and up
-70	63904-22		HOSE - Plastic	2	32-876 and up
-71	65400-00	E	ANGLE - Fuel selector control	2	32-1 to 32-875 inclusive
	65400-02		ANGLE - Fuel selector control	2	32-876 and up

When ordering, always specify Part Number, Description and Serial Number of Aircraft

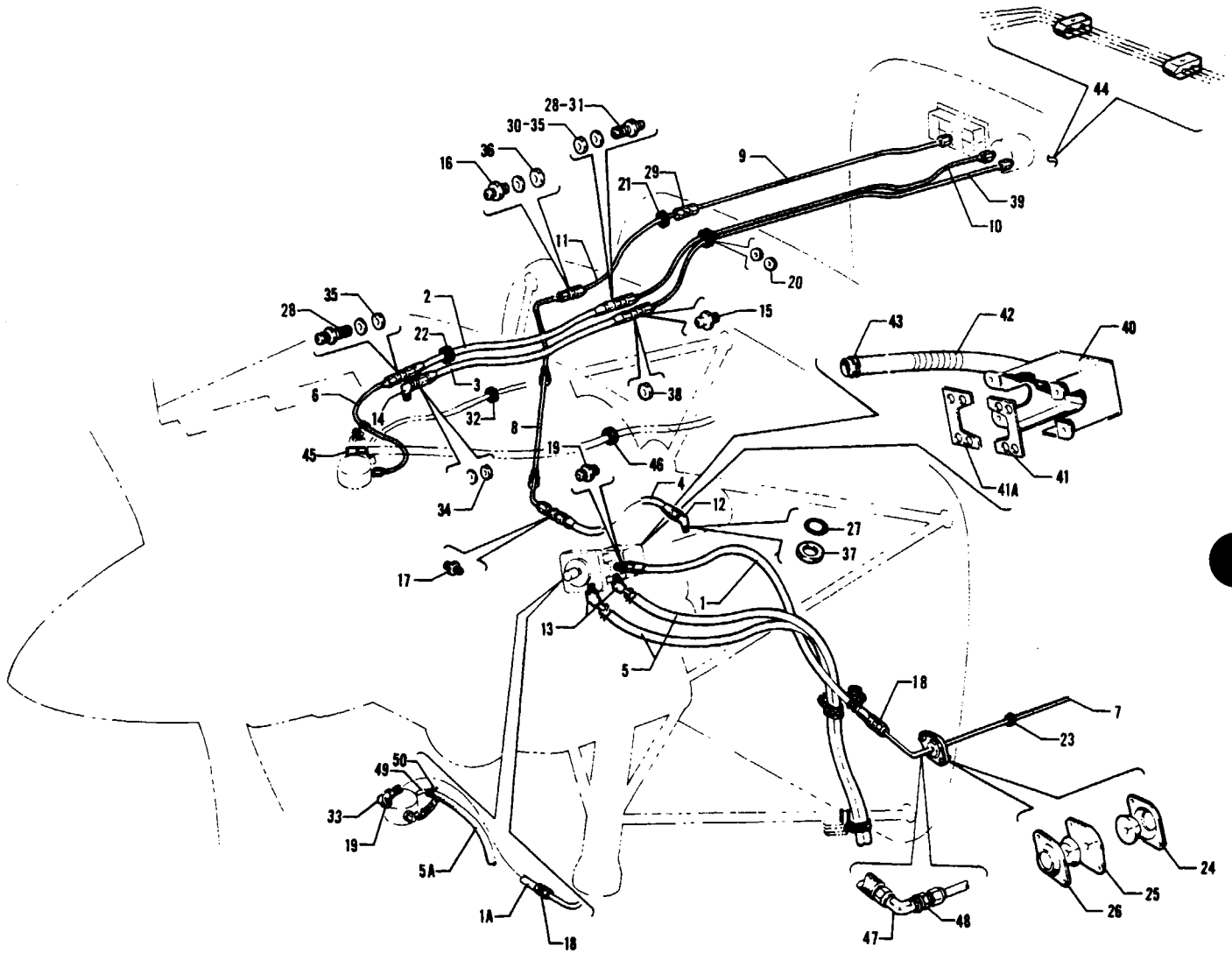


Figure 87 Forward Fuel System Installation
(PA-32-300 and PA-32R-300)

REVISED: NOVEMBER 1978

2H6

PA-32-30C
PA-32R-30C

PIPER PARTS CATALOG

CODE EXPLANATIONS FOR FIGURE 87

- A - Used on PA-32-300 only
- B - Used on PA-32R-300 only
- C - Used on PA-32-300 with serial numbers 32-40000 to 32-7640065 incl , 32-7640067 to 32-7640071 incl , and PA-32R-300 with serial numbers 32R-7680001 to 32R-7680140 incl
- D - Used on PA-32-300 with serial numbers 32-7640066, 32-7640072 and up, and PA-32R-300 with serial numbers 32-7680141 and up
- E - Used on PA-32-300 with serial numbers 32-40348 to 32-7640065 incl , 32-7640067 to 32-32-7640071 incl , and PA-32R-300 with serial numbers 32R-7680001 to 32R-7680140 incl
- F - Used on PA-32-300 with serial numbers 32-7940001 and up, and PA-32R-300 with serial numbers 32R-7680001 and up
- G - Used on PA-32-300 with serial numbers 32-40566 and up, and PA-32R-300 with serial numbers 32R-7680001 and up
- H - Used on PA-32-300 with serial numbers 32-40516 and up, and PA-32R-300 with serial numbers 32R-7680001 and up
- J - Used on PA-32-300 with serial numbers 32-40000 to 32-7940146 inclusive, and PA-32R-300 with serial numbers 32R-7680001 and up
- K - Used on PA-32-300 with serial numbers 32-40566 to 32-7940146 inclusive, and PA-32R-300 with serial numbers 32R-7680001 and up
- W - These parts must be ordered from Service Spares Department, Piper Aircraft, Lock Haven, Penna

PIPER PARTS CATALOG

Figure and Index Number	Part Number	Code	NOMENCLATURE	No. Req.	SERIAL NUMBERS AFFECTED
87-	68056	A	DRAWING - Fuel System Installation		32-40000 to 32-40153 inclusive
	69171	A	DRAWING - Fuel System Installation		32-40154 to 32-40565 inclusive
	69477	A	DRAWING - Fuel System Installation		32-40566 to 32-7840222 incl
	38117	B	DRAWING - Fuel System Installation		
	38478	A	DRAWING - Fuel System Installation		32-7940001 and up
-1	63901-42	C	HOSE ASSEMBLY - Engine fuel pump	1	
-1a	63901-24	D	HOSE ASSEMBLY - Engine fuel pump	1	
-2	63901-32	A	HOSE ASSEMBLY - Fuel flow gauge (11 1/2")	1	32-40000 to 32-40515 inclusive
	63901-40	H	HOSE ASSEMBLY - Fuel flow gauge (24 1/2")	1	
-3	63901-33		HOSE ASSEMBLY - Vent.fuel flow gauge	1	
-4	63901-36	J	HOSE ASSEMBLY - Fuel pressure gauge	1	
-5	69015-04	C	HOSE - Engine fuel pump	2	
-5a	69015-04	D	HOSE - Engine fuel pump	1	
-6	69036-00	A	LINE ASSEMBLY - Fuel flow divider	1	32-40000 to 32-40515 inclusive
-7	69013-00	A	LINE ASSEMBLY - Engine pump to electric pump (84 25")	1	32-40000 to 32-7540198 incl
	69013-03	A	LINE ASSEMBLY - Engine pump to electric pump (84 25")	1	32-7640001 to 32-7840222 incl
	67700-120	F	LINE ASSEMBLY - Engine pump to electric pump (48 50")	1	
-8	69044-00	J	TUBE ASSEMBLY - Fuel pressure gauge	1	
-9	68773-00	A	TUBE ASSEMBLY - Fuel pressure gauge (35 70")	1	32-40000 to 32-40565 inclusive
	67700-51	K	TUBE ASSEMBLY - Fuel pressure gauge (43 35")	1	
-10	65152-22	A	TUBE ASSEMBLY - Fuel flow pressure	1	32-40000 to 32-40565 inclusive
	67700-46	G	TUBE ASSEMBLY - Fuel flow pressure	1	
-11	67700-52	K	TUBE ASSEMBLY - Fuel pressure gauge (21 60")	1	
-12	69033-00	J	ELBOW - Restricted, 90 degrees	1	
	583 228	A	PLUG - (MS123123)	1	32-7940147 and up
-13	458 940	C,W	ELBOW - (AN844-4D)	2	
-14	458 876	W	ELBOW - (AN833-2D)	1	
-15	491 084	W	UNION - (AN832-2)	1	
-16	491 083	J,W	UNION - (AN832-4)	1	
-17	491 055	J,W	UNION - (AN815-4)	1	
-18	491 056	A,W	UNION - (AN815-6)	1	32-40000 to 32-7840222 incl
-19	476 878	W	NIPPLE - (AN816-6)	1	
-20	69021-00	A	GROMMET	1	32-40000 to 32-40565 inclusive
	434 119	G	GROMMET - (MS35489-2S)	2	
-21	434 124	A,W	GROMMET - (MS35489-7)	1	32-40000 to 32-40565 inclusive
	434 155	K,W	GROMMET - (MS35489-7S)	1	
-22	434 172	W	GROMMET - (MS35489-19S)	1	
-23	434 156	W	GROMMET - (MS35489-14S)	1	
-24	68770-04	A	GROMMET - Firewall seal	2	32-40000 to 32-7840222 incl
-25	68771-04	A	GASKET - Firewall seal	1	32-40000 to 32-7840222 incl
-26	66789-00	A	PLATE - Firewall seal grommet	2	32-40000 to 32-7840222 incl
-27	462 058	W	"O" RING - (MS29512-4)	1	32-40000 to 32-7840222 incl
-28	23319-00	W	UNION	2	32-40000 to 32-40515 inclusive
-29	491 050	A,W	UNION - (AN815-4D)	1	32-40566 to 32-7940146 incl
-30	477 628	W	NUT - (AN924-3)	1	32-40516 and up
	407 567	W	WASHER - (AN960-616)	1	32-40516 and up
-31	23319-00	W	UNION	1	32-40516 and up
-32	434 163	W	GROMMET - (MS35489-15S)	1	
-33	558 830	D	ELBOW - (RA-2000C-6)	1	
-34	477 619	W	NUT - (AN924-2D)	1	
	407 566	W	WASHER - (AN960-516)	1	
-35	477 628	W	NUT - (AN924-3)	2	32-40000 to 32-40515 inclusive
	407 567	W	WASHER - (AN960-616)	2	32-40000 to 32-40515 inclusive
-36	477 629	J,W	NUT - (AN924-4)	1	
	407 567	J,W	WASHER - (AN960-616)	1	

When ordering, always specify Part Number, Description and Serial Number of Aircraft

PIPER PARTS CATALOG

Figure and Index Number	Part Number	Code	NOMENCLATURE	No. Req.	SERIAL NUMBERS AFFECTED
87-37	477 629	J,W	NUT - (AN924-4)	1	
-38	477 627	W	NUT - (AN924-2)	1	
-39	65152-23	A	TUBE ASSEMBLY - Fuel flow vent	1	32-40000 to 32-40565 inclusive
	67700-47	G	TUBE ASSEMBLY - Fuel flow vent	1	
-40	69201-00	A	SHROUD ASSEMBLY - Fuel pump	1	32-40348 to 32-7640065 incl ,
	38171-06	B	SHROUD ASSEMBLY - Fuel pump	1	32-7640067 to 32-7640071 incl
-41	69198-00	E	SUPPORT - Fuel pump shroud, left	1	32-7680001 to 32-7680140 incl
-41a	69198-00	A	SUPPORT - Fuel pump shroud, right	1	32-40348 to 32-7640065 incl ,
	69198-02	B	SUPPORT - Fuel pump shroud, right	1	32-7640067 to 32-7640071 incl
-42	63633-53	E	HOSE - Fuel pump shroud to baffle	1	32-7680001 to 32-7680140 incl
-43	454 837	E	CLAMP - Fuel pump shroud hose (H-78000)	2	
-44	69473-00	A	CLAMP - Tube	4	32-40566 and up
-45	69464-00	A	ELBOW - Restricted, 90 degrees	1	32-40566 and up
-46	434 172	A,W	GROMMET - (MS35489-19S)	1	32-40566 and up
-47	458 936	W	ELBOW - (AN833-6)	1	
-48	477 631	B,W	NUT - (AN924-6)	1	
	407 570	B,W	WASHER - (AN960-916)	1	
-49	458 940	A,W	ELBOW - (AN844-4D)	1	32-7940001 and up
-50	454 983	A,W	CLAMP - (SAE TY E-8)	1	32-7940001 and up

When ordering, always specify Part Number, Description and Serial Number of Aircraft

PIPER PARTS CATALOG

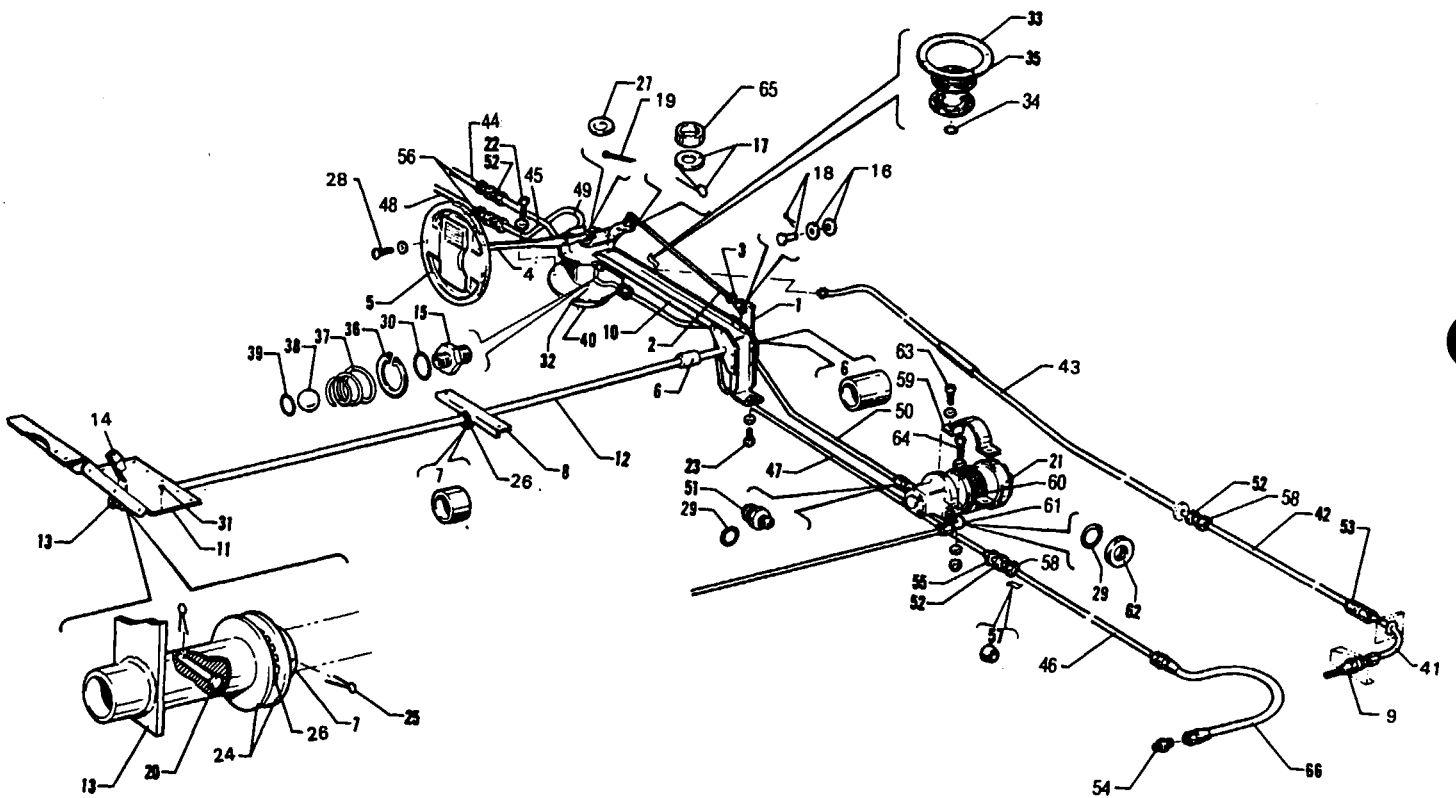


Figure 88 Aft Fuel System Installation
(PA-32-300 - Serial Nos 32-40000 to 32-7840222 inclusive)

REVISED APRIL 1980

2H10

PA-32-300

PIPER PARTS CATALOG

CODE EXPLANATIONS FOR FIGURE 88

- A - No longer available Order part for Serial Nos 32-40851 and up if Fuel Selector Control Modification Kit has been installed per Service Bulletin 376 If Fuel Selector Control Modification Kit has not been installed per Service Bulletin 376 order Kit 760 686 for Serial Nos 32-1 to 32-40565 incl or Kit 760 687 for Serial Nos 32-40566 to 32-40850 incl
- B - No longer available Order part for Serial Nos 32-40566 and up if Fuel Selector Control Modification Kit has been installed per Service Bulletin 376 If Fuel Selector Control Modification Kit has not been installed per Service Bulletin 376 order Kit 760 686
- C - When ordering, ascertain that Wing Tip Tank Modification Kit 757 152 has been installed per Service Bulletin 253
- D - Used if Fuel Selector Valve 1H26-2 or 1H26-3 is installed
- E - Used if Fuel Selector Valve 1H26-4 or 1H26-5 is installed
- F - Used if Fuel Selector Valve 1H65-2 or 1H65-4 is installed
- G - Ascertain Service Bulletin 376 has been complied with Appropriate kit must be installed prior to installation of Fuel Valve Kit 760 895V on aircraft with serial numbers 32-40000 to 32-7340081 inclusive
- H - When ordering, specify color red, blue/green, gold, black, green or "bark II"
- W - These parts must be ordered from Service Spares Department, Piper Aircraft, Lock Haven, Penna

PIPER PARTS CATALOG

Figure and Index Number	Part Number	Code	NOMENCLATURE	No Req	SERIAL NUMBERS AFFECTED
88-	68056 69171 69477 69100 68084		DRAWING - Fuel System Installation DRAWING - Fuel System Installation DRAWING - Fuel System Installation DRAWING - Fuel Selector Valve Installation DRAWING - Fuel Selector Valve Installation		32-40000 to 32-40153 inclusive 32-40154 to 32-40565 inclusive 32-40566 and up 32-40000 to 32-40850 inclusive 32-40851 and up
-1	69092-00 69092-02	A	ARM ASSEMBLY - Fuel selector control ARM ASSEMBLY - Fuel selector control	1 1	32-40000 to 32-40850 inclusive 32-40851 and up
-2	65407-07		ROD ASSEMBLY - Fuel selector control	1	
-3	454 905	W	* CLEVIS - (RA13-187-2C)	1	
-4	65289-00		HANDLE - Quick drain	1	
-5	65461 19 65461-06 65461-07 65461-15	H	COVER ASSEMBLY - Quick drain COVER ASSEMBLY - Quick drain, blue COVER ASSEMBLY - Quick drain, brown COVER ASSEMBLY - Quick drain, white	1 1 1 1	32-40000 and up 32-40000 to 32-41018 inclusive 32-40000 to 32-40850 inclusive 32-40851 to 32-7640142 inclusive
-6	63904-30		HOSE - Plastic	2	
-7	63904-22		HOSE - Plastic	2	
-8	65400-02		ANGLE - Fuel selector control	1	
-9	65816-00	C	FITTING - Tip tank tube assembly	2	32-40000 to 32-40153 inclusive
-10	69094 03 69094-04	A	BRACE ASSEMBLY - Fuel selector control BRACE ASSEMBLY - Fuel selector control	1 1	32-40000 to 32-40850 inclusive 32-40851 and up
-11	69095-00 69489-00	B	PLATE - Tunnel PLATE - Tunnel	1 1	32-40000 to 32-40565 inclusive 32-40566 and up
-12	69093-00 69093-02	A	TUBE - Torque, fuel selector control TUBE - Torque, fuel selector control	1 1	32-40000 to 32-40850 inclusive 32-40851 and up
-13	69088 00 69088-05	A	LEVER ASSEMBLY - Fuel selector control LEVER ASSEMBLY - Fuel selector control	1 1	32-40000 to 32-40850 inclusive 32-40851 and up
-14	69181-00		* KNOB	1	
-15	491 053	W	UNION - (AN815-8D)	4	
-16	62833-11		WASHER - Rod assembly	2	
-17	407 584 424 051	W W	WASHER - (AN960-10L) COTTER PIN - (AN380-2-2)	1 1	
-18	424 175 424 051	W W	PIN - (AN393-13) COTTER PIN - (AN380-2-2)	1 1	
-19	424 058		COTTER PIN - (MS24665-281)	1	
-20	424 147 424 051 410 046 407 564 404 887	A W A,W W W W	PIN - (AN392-21) COTTER PIN - (AN380-2-2) SCREW - (MS24694-S59) WASHER - (AN960-10) NUT - (MS20365-1032C)	2 2 2 2 2	32-40000 to 32-40850 inclusive 32-40000 to 32-40850 inclusive 32-40851 and up 32-40851 and up 32-40851 and up
-21	481 708		PUMP - Electric fuel (1B5-6)	1	
-22	415 974 407 563	W W	SCREW - (AN515-8R8) WASHER - (AN960-8)	4 4	
-23	411 532 407 564	W W	SCREW - (MS35207-263) WASHER - (AN960-10)	1 1	
-24	407 570	W	WASHER - (AN960-916)	2	
25	424 053	W	COTTER PIN - (AN380-2-4)	1	
-26	63976 23		GROMMET	2	
-27	62833-36		WASHER - Fuel selector valve stem	1	
-28	415 265 494 004	W W	SCREW - (8-32 x 1 1/8 L) WASHER - (8 Finish) Nickel finish	2 2	
-29	462 060	W	"O" RING - (MS29512-6)	2	
-30	462 061	W	"O" RING - (MS29512-8)	4	
31	419 923		SCREW - (8 x 1/2 L) Type "B"	2	

When ordering always specify Part Number, Description and Serial Number of Aircraft

PIPER PARTS CATALOG

Figure and Index Number	Part Number	Code	NOMENCLATURE	No. Req.	SERIAL NUMBERS AFFECTED
88-32	760 895	G	FUEL VALVE KIT	1	32-40000 to 32-7440160 incl
	69735-04		FUEL VALVE - (1-H65-4)	1	32-7440161 and up
-33	751 871	D,E,W	GASKET - Filter	1	
	762 503	F	"O" RING - (Viton) 2-043	1	
-34	755 919	W	"O" RING - Viton	1	
-35	751 796	D,W	FILTER ASSEMBLY - Fuel selector valve	1	
	754 816	E,F	FILTER ASSEMBLY - Fuel selector valve	1	
-36	756 036	E	RING - Snap, inlet port (N-5000-68)	4	
-37	757 632	E	SPRING - Inlet port	4	
-38	758 176	E	BALL - Inlet port	4	
-39	756 035	E	"O" RING - Inlet port	4	
-40	63901-15		HOSE ASSEMBLY - Main tank to fuel line.	2	
-41	69184-00	C	TUBE ASSEMBLY - Tip tank	2	32-40000 to 32-40153 inclusive
-42	65152-14		TUBE ASSEMBLY - Left tip tank fuel line	1	32-40000 to 32-40153 inclusive
	69166-00		TUBE ASSEMBLY - Left tip tank fuel line	1	32-40154 and up
-43	69093-00		TUBE ASSEMBLY - Fuel selector, left tip tank line	1	
-44	65152-20		TUBE ASSEMBLY - Right tip tank fuel line	1	32-40000 to 32-40153 inclusive
	69166-01		TUBE ASSEMBLY - Right tip tank fuel line	1	32-40154 and up
-45	68765-00		TUBE ASSEMBLY - Fuel selector, right tip tank line	1	32-40000 to 32-40153 inclusive
	68765-02		TUBE ASSEMBLY - Fuel selector, right tip tank line	1	32-40154 and up
-46	68152-17		TUBE ASSEMBLY - Left main tank fuel line	1	
-47	69038-00		TUBE ASSEMBLY - Fuel selector, left main tank line	1	
-48	65152-21		TUBE ASSEMBLY - Right main tank fuel line	1	
-49	68764-00		TUBE ASSEMBLY - Fuel selector, right main tank line	1	
-50	69049-00		TUBE ASSEMBLY - Fuel selector to electric fuel pump	1	
-51	484 359	W	REDUCER - (AN919-12D)	3	
-52	491 084		UNION - (8H12-D)	4	
-53	491 053	W	UNION - (AN815-8D)	2	32-40000 to 32-40153 inclusive
-54	476 662	W	NIPPLE - (AN816-6D)	2	
-55	463 403		GROMMET - (SB-687-9)	23	
-56	463 401		GROMMET - (2426)	3	
-57	460 463		FERRULE - (8T12-D)	8	
-58	477 680		NUT - (8B12-D)	8	
-59	69032-00		STRAP - Electric fuel pump	2	
-60	63078-11		DISC - 1/16 Sheet neoprene	1	
-61	458 901	W	ELBOW - (AN833-6D)	1	
-62	477 620	W	NUT - (AN924-6D)	1	
-63	416 995	W	SCREW - (AN526-1032R8)	2	
	407 564	W	WASHER - (AN960-10)	4	
	404 887	W	NUT - (MS20365-1032C)	2	
-64	416 997	W	SCREW - (AN526-1032R12)	2	
	407 564	W	WASHER - (AN960-10)	4	
	404 887	W	NUT - (MS20365-1032C)	2	
-65	63900-133		BUSHING - Rod assembly	1	
-66	63901-15		HOSE ASSEMBLY - Main tank to fuel line	2	

When ordering, always specify Part Number, Description and Serial Number of Aircraft

PIPER PARTS CATALOG

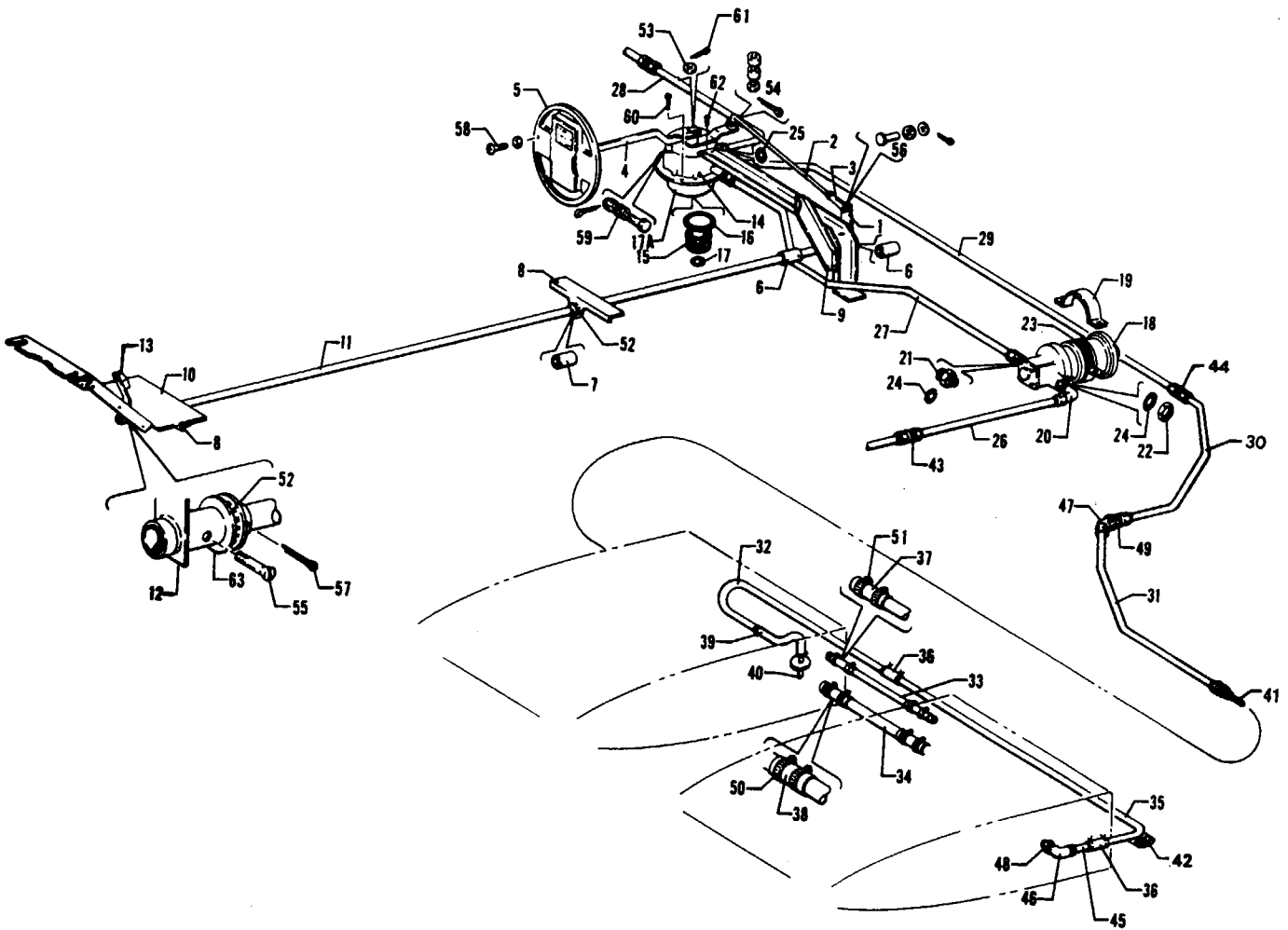


Figure 89 Aft Fuel System Installation
(PA-32-300 - Serial Nos 32-7940001 and up)
(PA-32R-300 - Serial Nos 32R-7690001 and up)

PIPER PARTS CATALOG

CODE EXPLANATIONS FOR FIGURE 89

- A - Used on PA-32-300 with serial numbers 32-7940001 and up, and PA-32R-300 with serial numbers 32R-7680001 and up
- B - Used on PA-32-300 only
- C - Used on PA-32R-300 only
- D - When ordering, specify color "bark II" or black
- E - Used on PA-32-300 with serial nos 32-7940001 to 32-7940157 incl , and PA-32R-300
- W - These parts must be ordered from Service Spares Department, Piper Aircraft, Lock Haven, Penna

PIPER PARTS CATALOG

Figure and Index Number	Part Number	Code	NOMENCLATURE	No. Req.	SERIAL NUMBERS AFFECTED
89-	38478 38177 38142	B C	DRAWING - Fuel System Installation DRAWING - Fuel System Installation DRAWING - Fuel Selector Valve Installation		
-1	69092-02		ARM ASSEMBLY - Fuel selector control	1	
-2	65407-07		ROD ASSEMBLY - Fuel selector control	1	
-3	454 905	W	* CLEVIS - (RA13-187-2C)	1	
-4	38154-00		HANDLE - Quick drain	1	
-5	65461-19	D	COVER ASSEMBLY - Quick drain	1	
-6	63904-30		HOSE - Plastic	2	
-7	63904-22		HOSE - Plastic	2	
-8	65400-02		ANGLE - Fuel selector control	2	
-9	69094-04		BRACE ASSEMBLY - Fuel selector control	1	
-10	69489-02 69489-00	B C	PLATE - Tunnel PLATE - Tunnel	1 1	
-11	69093-02		TUBE - Torque, fuel selector control	1	
-12	69088-05		LEVER ASSEMBLY - Fuel selector control	1	
-13	69181-00		* KNOB	1	
-14	69735-05		VALVE ASSEMBLY - Fuel Selector (1H65-5)	1	
-15	754 816		* FILTER ASSEMBLY - Fuel selector valve	1	
-16	762 503		* RING - "O" (Viton) 2-043	1	
-17	755 919	W	* RING - "O" (Viton)	1	
-17a	758 534		* BOWL - Fuel filter (A1-90-1)	1	
-18	481 708		PUMP - Electric fuel (1B5-6)	1	
-19	69032-00		STRAP - Electric fuel pump	2	
-20	458 901	W	ELBOW - (AN833-6D)	1	
-21	484 359	W	REDUCER - (AN919-12D)	1	
-22	477 620	W	NUT - (AN924-6D)	1	
-23	189 732		TAPE - (1/8 x 1) 9"	1	
-24	462 060	W	RING - "O" (MS29512-06)	2	
-25	462 061	W	RING - "O" (MS29512-08)	2	
-26	67700-121		TUBE ASSEMBLY - Electric fuel pump	1	
-27	67700-101		TUBE ASSEMBLY - Pump to fuel valve	1	
-28	67700-100		TUBE ASSEMBLY - Fuel selector valve	1	
-29	67700-98 67700-339	E B	TUBE ASSEMBLY - Fuel selector valve TUBE ASSEMBLY - Fuel selector valve	1 1	
-30	67700-96		TUBE ASSEMBLY - Fuel selector to inboard fuel tank	2	32-7940158 and up
-31	67700-104		TUBE ASSEMBLY - Inboard fuel tank	2	
-32	67700-122		TUBE ASSEMBLY - Fuel vent	2	
-33	38123-00		TUBE ASSEMBLY - Interconnect ground (3/4" diameter)	2	
-34	38123-02		TUBE ASSEMBLY - Interconnect ground (2" diameter)	2	
-35	95153-29		TUBE - Outboard fuel tank	2	
-36	69015-41		HOSE - Connector	4	
-37	63913-93		HOSE - Connector	4	
-38	63913-92		HOSE - Connector	4	
-39	69015-42		HOSE - Fuel vent	2	
-40	38128-00		VENT ASSEMBLY - Fuel	2	
-41	68763-00		STRAINER ASSEMBLY - Fuel	2	
-42	63186-03		MOULDING - Extruded	4	
-43	491 052	W	UNION - (AN815-6D)	1	
-44	491 053	W	UNION - (AN815-8D)	4	
-45	451 857	W	ADAPTER - (AN840-4D)	2	
-46	458 904		ELBOW - (AN914-1D)	2	
-47	458 914	W	ELBOW - (AN837-8D)	2	
-48	453 616	W	REDUCER - (AN912-1D)	2	

When ordering, always specify Part Number, Description and Serial Number of Aircraft

PIPER PARTS CATALOG

Figure and Index Number	Part Number	Code	NOMENCLATURE	No. Req.	SERIAL NUMBERS AFFECTED
89-49	477 621	W	NUT - (AN924-8D)	2	
	407 573	W	WASHER - (AN960-1216)	2	
-50	554 984		CLAMP - (SAE TY F-36)	8	
-51	554 797	W	CLAMP - (SAE TY F-12)	8	
-52	63976-23		GROMMET	2	
-53	62833-36		WASHER - Fuel selector valve stem	1	
-54	62833-11		WASHER - Rod assembly	2	
	407 584	W	WASHER - (AN960-10L)	1	
	424 051	W	COTTER PIN - (MS24665-132)	1	
-55	410 046	W	SCREW - (MS24694-S59)	2	
	407 584	W	WASHER - (AN960-10)	2	
	404 887	W	NUT - (MS20365-1032C)	2	
-56	424 175	W	PIN - (MS20392-2C13)	1	
	424 051	W	COTTER PIN - (MS24665-132)	1	
-57	424 053	W	COTTER PIN - (MS24665-136)	3	
-58	415 267	W	SCREW - (8-32 x 1 1/2 L)	2	
	494 004	W	WASHER - (PS10016-8)	2	
-59	400 053	W	BOLT - (AN3-6)	1	
	407 584	W	WASHER - (AN960-10L)	2	
	404 392	W	NUT - (AN320-3)	1	
	424 050	W	COTTER PIN - (MS24665-134)	1	
-60	416 098		SCREW - (MS35265-45)	4	
-61	424 058		COTTER PIN - (MS24665-281)	1	
-62	416 098		SCREW - (MS35265-45)	2	
	407 583	W	WASHER - (AN960-8)	2	
	404 910	W	NUT - (MS20365-832C)	2	
-63	407 570	W	WASHER - (AN960-916)	2	

When ordering, always specify Part Number, Description and Serial Number of Aircraft

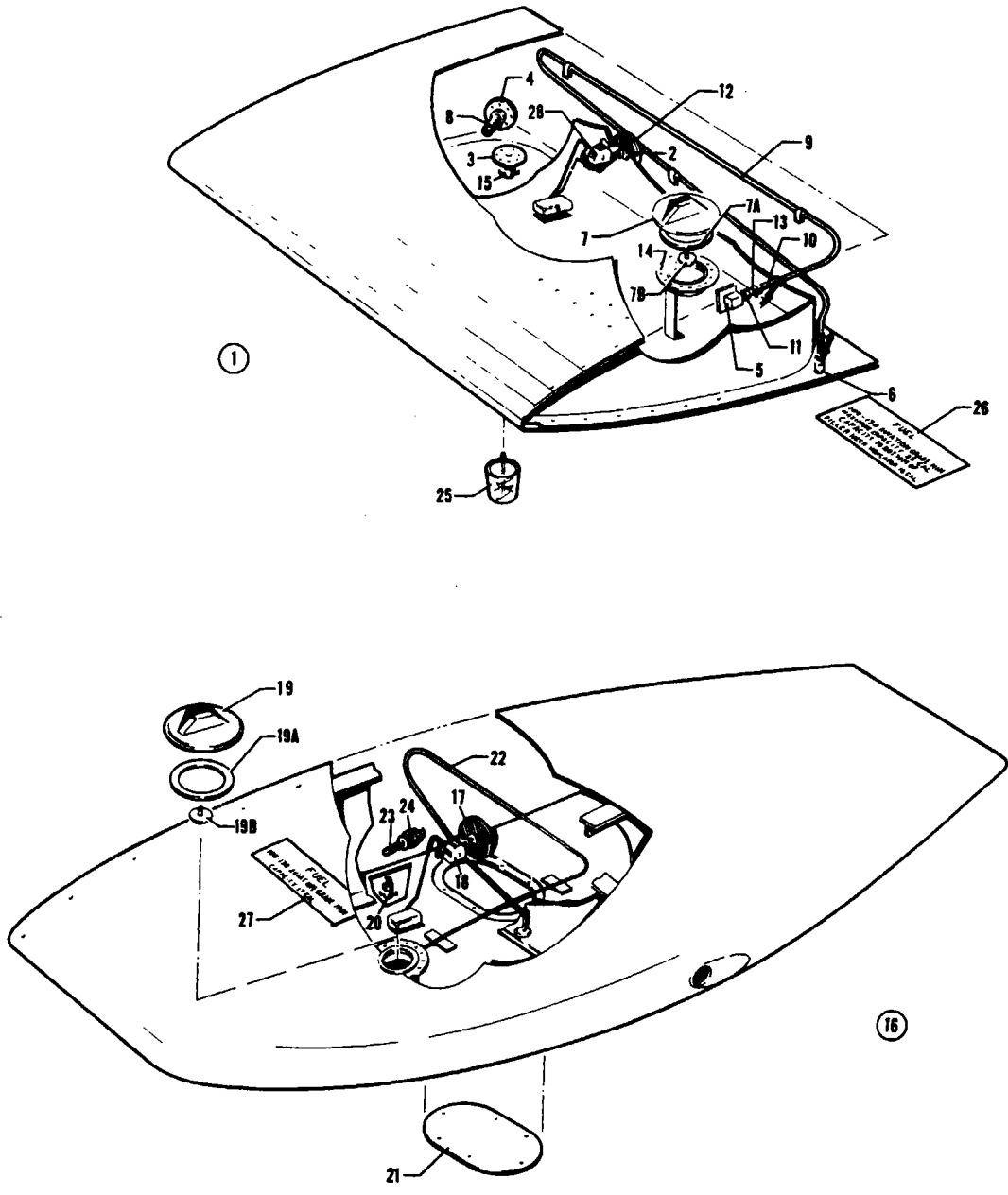


Figure 90 Fuel Tank Assemblies
 (PA-32-260 - Serial Nos 32-1 and up)
 (PA-32-300 - Serial Nos 32-40000 to 32-7840222 incl)

PIPER PARTS CATALOG

CODE EXPLANATIONS FOR FIGURE 90

A - Used on PA-32-260 with serial numbers 32-1 and up, and PA-32-300 with serial numbers 32-40000 to 32-7840222 incl
W - These parts must be ordered from Service Spares Department, Piper Aircraft, Lock Haven, Penna

PIPER PARTS CATALOG

Figure and Index Number	Part Number	Code	NOMENCLATURE	No Req	SERIAL NUMBERS AFFECTED
90-	65042		DRAWING - Wing Assembly (Complete)		
-1	63998-16		TANK ASSEMBLY - Fuel, wing, left	1	
	63998-17		TANK ASSEMBLY - Fuel, wing, right	1	
-2	462 019	W	* GASKET - Fuel gauge	1	
-3	62033-00		* PLATE - Drain	1	
-4	63954-00		* OUTLET ASSEMBLY - Fuel tank	1	
-5	62059-00		* FITTING - Fuel line	1	
-6	36625-02		* VENT ASSEMBLY - Fuel tank, left	1	
	36625-03		* VENT ASSEMBLY - Fuel tank, right	1	
-7	66817-00		* CAP ASSEMBLY - Fuel tank	1	
-7a	66815-00		* * GASKET - Fuel cap	1	
-7b	492 153		* * VALVE - Fuel cap vent (VA3123)	1	
-8	72091-00		* STRAINER - Fuel tank finger	1	
-9	62060-00		* VENT TUBE - Left (with bead)	1	
	62060-01		* VENT TUBE - Right (with bead)	1	
	62060-04		* VENT TUBE - Left (without bead)	1	
	62060-05		* VENT TUBE - Right (without bead)	1	
-10	63913-193		* HOSE - Connector	1	
-10a	63913-194		* HOSE - Connector	1	
-11	451 857	W	* ADAPTER - (AN840-4D) with bead	1	
	560 951		* ADAPTER - (1068 x 6 x 2) without bead	1	
-12	62044-00		* PLATE - Fuel tank	1	
-13	554 861	W	* CLAMP - (SAE TY F-4)	4	
-14	69785-01		* FILLER NECK ASSEMBLY	1	
-15	492 022	W	DRAIN - Fuel (CCA-1550) (Pet Cock Type)	2	
	492 278		DRAIN - Fuel (F391-187) (Flush Type)	2	
-16	65815-04		TANK ASSEMBLY - Fuel, wing tip, left	1	
	65815-05		TANK ASSEMBLY - Fuel, wing tip, right	1	
-17	462 019	W	* GASKET - Fuel gauge	1	
-18	68101-02		* SENDER - Fuel	1	
-19	66817-00		* CAP ASSEMBLY - Fuel tank	1	
-19a	66815-00		* * GASKET - Fuel cap	1	
-19b	492 153		* * VALVE - Fuel cap vent (VA3123)	1	
-20	492 022	W	* DRAIN - (CCA-1550)	1	
-21	65107-00		* COVER - Access	1	
-22	65108-04		* TUBE ASSEMBLY - Vent, left	1	
	65108-05		* TUBE ASSEMBLY - Vent, right	1	
-23	68763-00		* STRAINER - Fuel tank	1	
-24	453 656	W	* BUSHING - (AN912-4D)	1	
-25	67728-00		SAMPLER - Fuel	1	
-26	99367-00		PLACARD - Main fuel tank	2	
-27	99368-00		PLACARD - Tip fuel tank	2	
-28	68101-02		SENDER - Fuel	2	

When ordering, always specify Part Number, Description and Serial Number of Aircraft

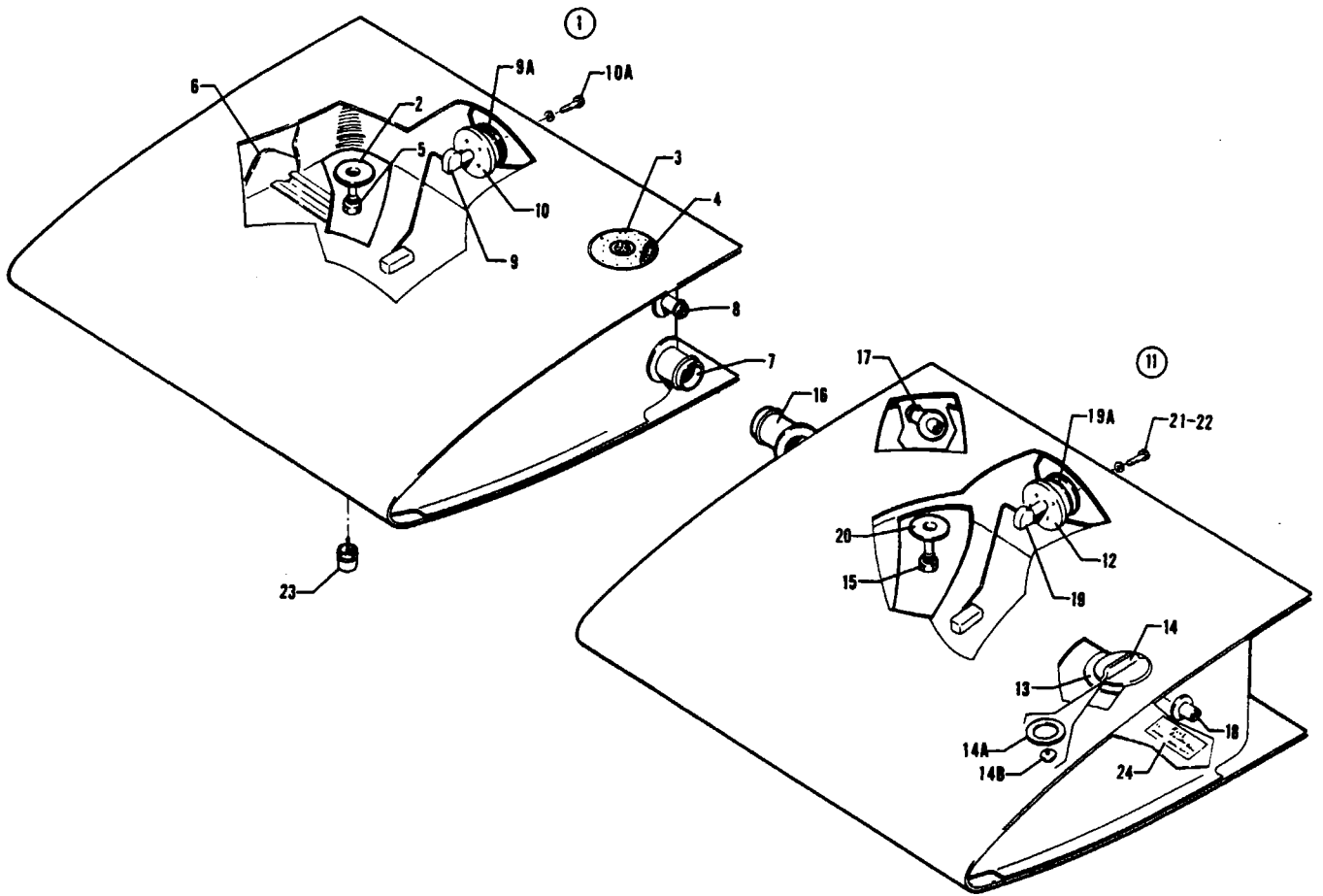


Figure 91 Fuel Tank Assemblies
(PA-32-300 - Serial Nos 32-7940001 and up)
(PA-32R-300 - Serial Nos 32R-7680001 and up)

REVISED: NOVEMBER 1978

2H21

PA-32-300
PA-32R-300

PIPER PARTS CATALOG

CODE EXPLANATIONS FOR FIGURE 91

- A - Used on PA-32-300 with serial numbers 32-7940001 and up, and PA-32R-300 with serial numbers 32R-7680001 and up
- W - These parts must be ordered from Service Spares Department, Piper Aircraft, Lock Haven, Penna

PIPER PARTS CATALOG

Figure and Index Number	Part Number	Code	NOMENCLATURE	No. Req	SERIAL NUMBERS AFFECTED
91-	38121		DRAWING - Wing Installation		
-1	95071-04		TANK ASSEMBLY - Fuel, inboard, left	1	
	95071-05		TANK ASSEMBLY - Fuel, inboard, right	1	
-2	62033-00		* PLATE - Drain	1	
-3	38230-02		* GAUGE ASSEMBLY - Fuel tank	1	
-4	38230-04		* GASKET - Fuel gauge	1	
-5	492 278		* DRAIN - Fuel (F391-187)	1	
-6	96871-00		* OUTLET ASSEMBLY - Fuel tank, left	1	
	96871-01		* OUTLET ASSEMBLY - Fuel tank, right	1	
-7	95067-00		* FITTING ASSEMBLY - Tank interconnect	1	
-8	96288-00		* TUBE ASSEMBLY - Fuel tank vent	1	
-9	550 503		* SENDER - Fuel (PS10013-5)	1	
-9a	755 049		* * GASKET - Fuel sender (15-423)	1	
-10	62044-00		* PLATE - Fuel tank	1	
-10a	401 266	W	* BOLT - (AN3-5A)	5	
	407 043	W	* WASHER - Spring (MS35338-43)	5	
	407 564	W	* WASHER - (AN960-10)	5	
-11	95070-04		TANK ASSEMBLY - Fuel, outboard, left	1	
	95070-05		TANK ASSEMBLY - Fuel, outboard, right	1	
-12	62044-00		* PLATE - Fuel tank	1	
-13	69785-00		* NECK ASSEMBLY - Filler	1	
-14	66817-00		* CAP ASSEMBLY - Fuel tank	1	
-14a	66815-00		* * GASKET - Fuel cap	1	
-14b	492 153		* * VALVE - Fuel cap vent (VA3123)	1	
-15	492 278		* DRAIN - Fuel (F391-187)	1	
-16	95067-00		* FITTING ASSEMBLY - Tank interconnect	1	
-17	96288-00		* TUBE ASSEMBLY - Fuel tank vent	1	
-18	95068-00		* FITTING - Tank vent	1	
-19	550 504		* SENDER - Fuel (PS10013-6)	1	
-19a	755 049		* * GASKET - Fuel sender (15-423)	1	
-20	62033-00		* PLATE - Drain	1	
-21	401 266	W	* BOLT - (AN3-5A)	5	
	407 043	W	* WASHER - Spring (MS35338-43)	5	
	407 564	W	* WASHER - (AN960-10)	5	
-22	494 191		* WASHER - Insulating (PS10063-4)	5	
-23	67728-00		SAMPLER - Fuel	1	
-24	69669-82		PLACARD - Fuel capacity	2	

When ordering, always specify Part Number, Description and Serial Number of Aircraft

2H24
INTENTIONALLY LEFT BLANK

PIPER PARTS CATALOG

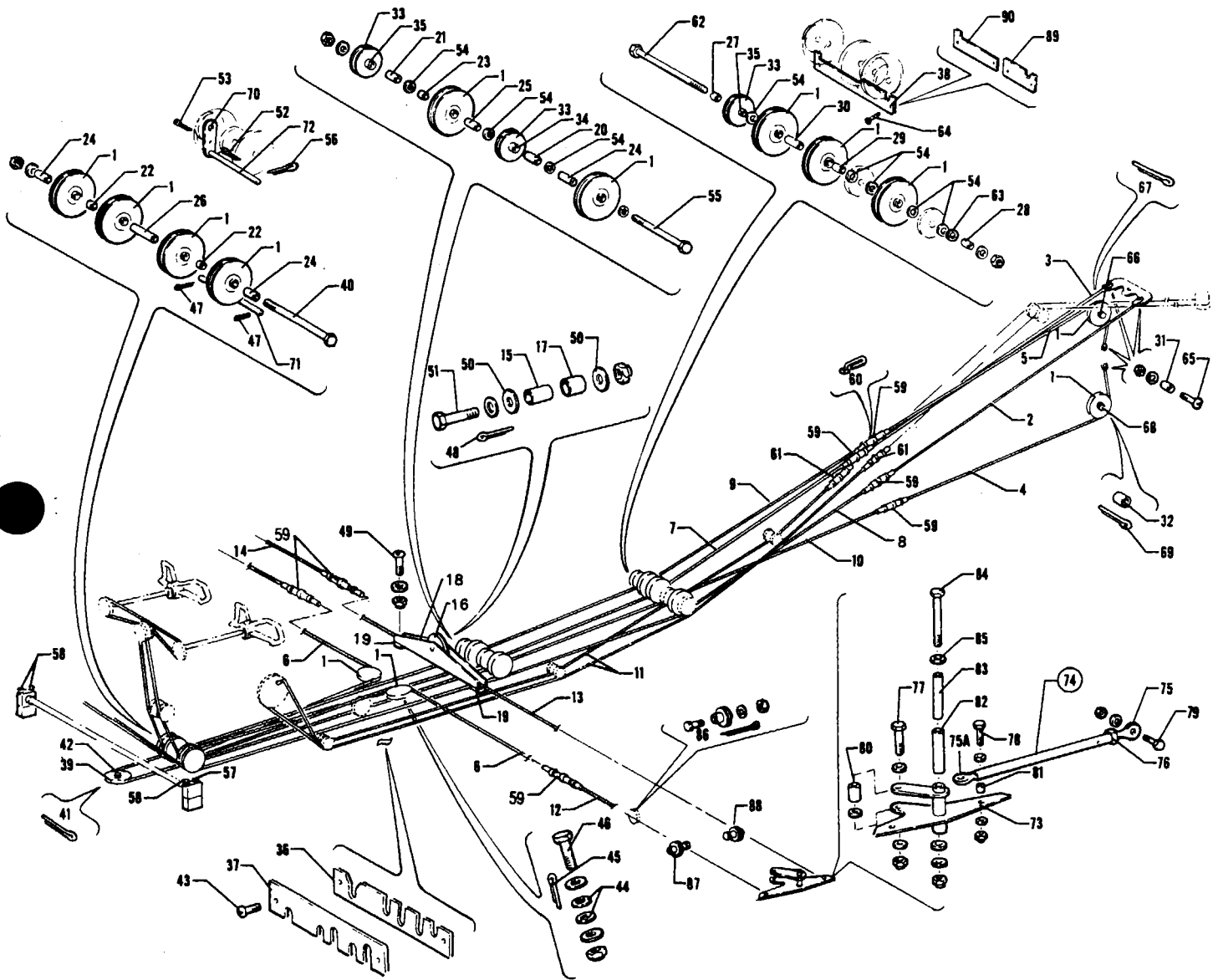


Figure 92 Control System Installation

PIPER PARTS CATALOG

CODE EXPLANATIONS FOR FIGURE 92

- A - Used on PA-32S-300 Seaplane Model only
- B - Used on PA-32-260 with serial numbers 32-1 to 32-1110 incl , and PA-32-300 with serial numbers 32-40000 to 32-40565 incl
- C - Used on PA-32-260 with serial numbers 32-1111 and up, and PA-32-300 with serial numbers 32-40566 to 32-7840222 incl
- D - See Figure 46 if electric trim is installed
- E - Used on PA-32-260 with serial numbers 32-1 to 32-7300076 incl , 32-7500001 and up, PA-32-300 with serial numbers 32-40000 to 32-730201 incl , 32-7540001 and up, and PA-32R-300
- F - Used on PA-32-260 with serial numbers 32-7400001 to 32-7400061 incl , and PA-32-300 with serial numbers 32-7440001 to 32-7440182 incl
- G - Used on PA-32-260 with serial numbers 32-1 to 32-7400061 incl , and PA-32-300 with serial numbers 32-40000 to 32-7440182 incl
- H - Used on PA-32-260 with serial numbers 32-7500001 and up, PA-32-300 with serial numbers 32-7540001 and up, and PA-32R-300
- J - Used on PA-32R-300 only
- K - Used on PA-32-260 with serial numbers 32-1 to 32-1320 incl , and PA-32-300 with serial numbers 32-40000 to 32-41018 incl
- L - Used on PA-32-260 and PA-32-300 only
- M - Used on PA-32-260 with serial numbers 32-7100001 and up, and PA-32-300 with serial numbers 32-7140001 and up
- N - Used on PA-32-300 only
- O - Used on PA-32-260 with serial numbers 32-1 and up, PA-32-300 with serial numbers 32-40000 to 32-7840222 incl , and PA-32R-300 with serial numbers 32R-7680001 and up
- W - These parts must be ordered from Service Spares Department, Piper Aircraft, Lock Haven, Penna

PIPER PARTS CATALOG

Figure and Index Number	Part Number	Code	NOMENCLATURE	No. Req.	SERIAL NUMBERS AFFECTED
92-	68450	B	DRAWING - Control System Installation		
	69372	C	DRAWING - Control System Installation		
	38411	N	DRAWING - Control System Installation		32-7940001 and up
	38003	J	DRAWING - Control System Installation		
-1	41001-10		PULLEY - Fiber, 2-3/4"	13	
-2	62701-08	E	CABLE ASSEMBLY - Aft rudder, left	1	
	62701-134	F	CABLE ASSEMBLY - Aft rudder, left	1	
	62701-23	A	CABLE ASSEMBLY - Aft rudder, left	1	
-3	62701-08		CABLE ASSEMBLY - Aft rudder, right	1	
	62701-23	A	CABLE ASSEMBLY - Aft rudder, right	1	32-40000 to 32-7240147 incl
-4	62701-12		CABLE ASSEMBLY - Aft stabilator, left	1	
	62701-27	A	CABLE ASSEMBLY - Aft stabilator, left	1	32-40000 to 32-7240147 incl
-5	62701-13		CABLE ASSEMBLY - Aft stabilator, right	1	
	62701-28	A	CABLE ASSEMBLY - Aft stabilator, right	1	32-40000 to 32-7240147 incl
-6	62701-36		CABLE ASSEMBLY - Wing aileron	2	
	62701-50	A	CABLE ASSEMBLY - Wing aileron	2	32-40000 to 32-7240147 incl
-7	62701-37		CABLE ASSEMBLY - Forward rudder, right	1	
	62701-51	A	CABLE ASSEMBLY - Forward rudder, right	1	32-40000 to 32-7240147 incl
-8	62701-38	G	CABLE ASSEMBLY - Forward rudder, left	1	
	62701-37	H	CABLE ASSEMBLY - Forward rudder, left	1	
-9	62701-37		CABLE ASSEMBLY - Forward stabilator, right	1	
	62701-51	A	CABLE ASSEMBLY - Forward stabilator, right	1	32-40000 to 32-7240147 incl
-10	62701-40		CABLE ASSEMBLY - Forward stabilator, left	1	
	62701-53	A	CABLE ASSEMBLY - Forward stabilator, left	1	32-40000 to 32-7240147 incl
-11	62701-41	D	CABLE ASSEMBLY - Forward stabilator trim	2	
	62701-54	A,D	CABLE ASSEMBLY - Forward stabilator trim	2	32-40000 to 32-7240147 incl
-12	62701-03		CABLE ASSEMBLY - Aileron, wing	2	
	62701-18	A	CABLE ASSEMBLY - Aileron, wing	2	32-40000 to 32-7240147 incl
-13	62701-48		CABLE ASSEMBLY - Aileron balance, left	1	
	62701-55	A	CABLE ASSEMBLY - Aileron balance, left	1	32-40000 to 32-7240147 incl
-14	62701-05		CABLE ASSEMBLY - Aileron balance, right	1	
	62701-20	A	CABLE ASSEMBLY - Aileron balance, right	1	32-40000 to 32-7240147 incl
-15	62712-03		BEARING - Inner	1	
-16	62711-02		PULLEY	1	
-17	62713-03		BUSHING - Outer	1	
-18	68470-00		BRACKET - Pulley	1	
-19	95061-152	O	FILLER BLOCK	2	
	62762-00	N	FILLER BLOCK	2	32-7940001 and up
-20	62714-02		BEARING - Inner	1	
-21	62714-03		BEARING	4	
-22	62743-02		SPACER - Bushing	2	
-23	62743-03		SPACER - Bushing	1	
-24	62743-04		SPACER - Bushing	3	
-25	62743-05		SPACER - Bushing	1	
-26	62743-06		SPACER - Bushing	1	
-27	62743-08		SPACER - Bushing	1	
-28	62743-09		SPACER - Bushing	1	
-29	62743-10		SPACER - Bushing	1	
-30	62743-11		SPACER - Bushing	1	
-31	63900-31		BUSHING	4	
	63900-73	A	BUSHING	4	32-40000 to 32-7240147 incl
-32	63900-32	L	BUSHING - Stabilator pulley	2	
	63900-74	A	BUSHING - Stabilator pulley	2	32-40000 to 32-7240147 incl
	63900-37	J	BUSHING - Stabilator pulley	2	
-33	62711-03		PULLEY	3	
-34	62715-03		BEARING - Outer	1	
-35	62715-02		BEARING	2	
-36	68453-00		FAIRLEAD - Spar box	1	

When ordering, always specify Part Number, Description and Serial Number of Aircraft

PIPER PARTS CATALOG

Figure and Index Number	Part Number	Code	NOMENCLATURE	No. Req.	SERIAL NUMBERS AFFECTED
92-37	68454-00		FAIRLEAD - Spar box	1	
-38	68455-00	K	FAIRLEAD - Controls	1	
-39	481 625		PULLEY - (MS20220-2)	1	
-40	401 385		BOLT - (AN5-64A)	1	
	407 566	W	WASHER - (AN960-516)	2	
	404 889	W	NUT - (MS20365-524C)	1	
-41	424 054	W	COTTER PIN - (MS24665-140)	2	
-42	401 353	W	BOLT - (AN5-12A)	1	
	407 566	W	WASHER - (AN960-516)	1	
	404 889	W	NUT - (MS20365-524C)	1	
-43	415 150	L,W	SCREW - (AN526-632R10)	2	
	415 521	J,W	SCREW - (MS35206-231)	2	
-44	407 586	W	WASHER - (AN960-516L)	4	
-45	424 052	W	COTTER PIN - (MS24665-134)	4	
-46	401 188	W	BOLT - (AN5-10A)	2	
	407 566	W	WASHER - (AN960-516)	2	
	404 889	W	NUT - (MS20365-524C)	2	
-47	424 051	W	COTTER PIN - (MS24665-132)	2	
-48	424 055	W	COTTER PIN - (MS24665-138)	1	
-49	401 269	W	BOLT - (AN3-10A)	2	
	404 564	W	WASHER - (AN960-10)	2	
	404 887	W	NUT - (MS20365-1032C)	2	
-50	407 566	W	WASHER - (AN960-516)	2	
-51	400 008	W	BOLT - (AN4-13A)	1	
	407 565	W	WASHER - (AN960-416)	2	
	404 888	W	NUT - (MS20365-428C)	1	
-52	424 054	W	COTTER PIN - (MS24665-140)	1	
-53	424 053	W	COTTER PIN - (MS24665-136)	1	
-54	407 567	W	WASHER - (AN960-616)	10	
-55	401 378		BOLT - (AN5-53A)	1	
	407 566	W	WASHER - (AN960-516)	4	
	404 889	W	NUT - (MS20365-524C)	1	
-56	424 051	W	COTTER PIN - (MS24665-132)	2	
-57	400 457	L	BOLT - (AN3-32A)	1	
	400 456	J,W	BOLT - (AN3-31A)	1	
	404 887	W	NUT - (MS20365-1032C)	1	
-58	400 456	W	BOLT - (AN3-31A)	3	
	404 887	W	NUT - (MS20365-1032C)	3	
-59	489 910	W	BARREL - Turnbuckle (MS21251-B5S)	8	
-60	554 979	W	CLIP - (MS21256-1)	20	
-61	452 015		BARREL - (NAS649B8S)	2	
-62	401 387		BOLT - (AN5-70A)	1	
	404 889	W	NUT - (MS20365-524C)	1	
-63	407 566	W	WASHER - (AN960-516)	6	
-64	415 449	L,W	SCREW - (AN526-832R8)	3	
	415 535	J,W	SCREW - (MS35206-245)	4	
-65	400 674	W	BOLT - Clevis (AN23-12)	4	
	407 564	W	WASHER - (AN960-10)	4	
	404 392	W	NUT - (AN320-3)	4	
	424 051	W	COTTER PIN - (MS24665-132)	4	
-66	401 188	W	BOLT - (AN4-10A)	1	
	407 566	W	WASHER - (AN960-516)	1	
	404 889	W	NUT - (MS20365-524C)	1	
-67	424 053	W	COTTER PIN - (MS24665-136)	1	
-68	401 354	W	BOLT - (AN5-13A)	1	
	407 566	W	WASHER - (AN960-516)	1	
	404 889	W	NUT - (MS20365-524C)	1	
-69	424 054	W	COTTER PIN - (MS24665-140)	1	

When ordering, always specify Part Number, Description and Serial Number of Aircraft

PIPER PARTS CATALOG

Figure and Index Number	Part Number	Code	NOMENCLATURE	No. Req.	SERIAL NUMBERS AFFECTED
92-70	62709-00		GUARD - Pin holder	1	
-71	62710-02		PIN - Cable guard	1	
-72	62710-03		PIN - Cable guard	1	
-73	62771-00	L	BELLCRANK ASSEMBLY - Aileron, left	1	
	62771-01	L	BELLCRANK ASSEMBLY - Aileron, right	1	
	95680-00	J	BELLCRANK ASSEMBLY - Aileron, left	1	
	95680-01	J	BELLCRANK ASSEMBLY - Aileron, right	1	
-74	62766-00		ROD ASSEMBLY - Aileron	2	
	62766-03	A	ROD ASSEMBLY - Aileron	2	32-40000 to 32-7240147 incl
-75	452 334		* BEARING - Rod end (PS10020-1-6RX)	1	
	452 459	A	* BEARING - Rod end (MV34-14)	1	
-75a	452 383	L,W	* BEARING - Rod end	1	
	452 461	J	* BEARING - Rod end (HMV-4)	1	
-76	404 322	W	* NUT - Lock (AN316-4R)	1	
-77	401 318	L,W	BOLT - (AN4-20A)	2	
	402 679	J	BOLT - (NAS1104-13)	2	
	407 565	W	WASHER - (AN960-416)	6	
	404 888	L,W	NUT - (MS20365-428C)	2	
	406 974	J,W	NUT - (NAS1022-C4)	2	
-78	400 674	W	BOLT - (AN23-12)	4	
	404 564	W	WASHER - (AN960-10)	8	
	404 392	W	NUT - (AN320-3)	4	
	424 051	W	COTTER PIN - (MS24665-132)	4	
-79	400 443	W	BOLT - (AN3-12A)	2	
	404 564	W	WASHER - (AN960-10)	6	
	404 887	W	NUT - (MS20365-1032C)	2	
-80	63900-26	L	SPACER - Aileron push rod	2	
	63900-71	A	SPACER - Aileron push rod	1	32-40000 to 32-7240147 incl
-81	63900-31		BUSHING - Bellcrank	4	
	63900-73	A	BUSHING - Bellcrank	4	32-40000 to 32-7240147 incl
-82	63882-08	L	BUSHING - Bellcrank	2	
	63882-41	J	BUSHING - Bellcrank	2	
-83	65003-04	L	BUSHING - Bellcrank	2	
	95061-54	J	BUSHING - Bellcrank	2	
-84	400 457	M	BOLT - (AN3-32A)	2	
	400 496	J	BOLT - (AN3-73A)	2	
	407 564	W	WASHER - (AN960-10)	2	
	407 584	J,W	WASHER - (AN960-10L)	2	
	404 887	W	NUT - (MS20365-1032C)	2	
	95675-00	J	WASHER	4	
-85	81342-13	M	WASHER - Bellcrank	2	
-86	481 651	J,W	PULLEY - (MS20220-1)	2	
	401 353	J,W	BOLT - (AN5-12A)	2	
	407 566	J,W	WASHER - (AN960-516)	2	
	404 889	J,W	NUT - (MS20365-524C)	2	
	424 053	J,W	COTTER PIN - (MS24665-136)	2	
-87	62711-02	J	PULLEY	2	
	62713-04	J	BUSHING	2	
	65003-47	J,W	BUSHING	2	
	401 315	J,W	BOLT - (AN4-15A)	2	
	407 565	J,W	WASHER - (AN960-416)	2	
	424 513	J,W	PIN - (NAS427K19)	2	
-88	62711-05	J	PULLEY	2	
	62713-04	J	BUSHING	2	
	65003-47	J	BUSHING	2	
	401 315	J,W	BOLT - (AN4-15A)	2	
	407 565	J,W	WASHER - (AN960-416)	2	
	424 062	J	COTTER PIN - (MS24665-289)	2	
-89	99430-00	J,M	FAIRLEAD - Controls, left	1	
-90	99429-00	J,M	FAIRLEAD - Controls, right	1	

When ordering, always specify Part Number, Description and Serial Number of Aircraft

PIPER PARTS CATALOG

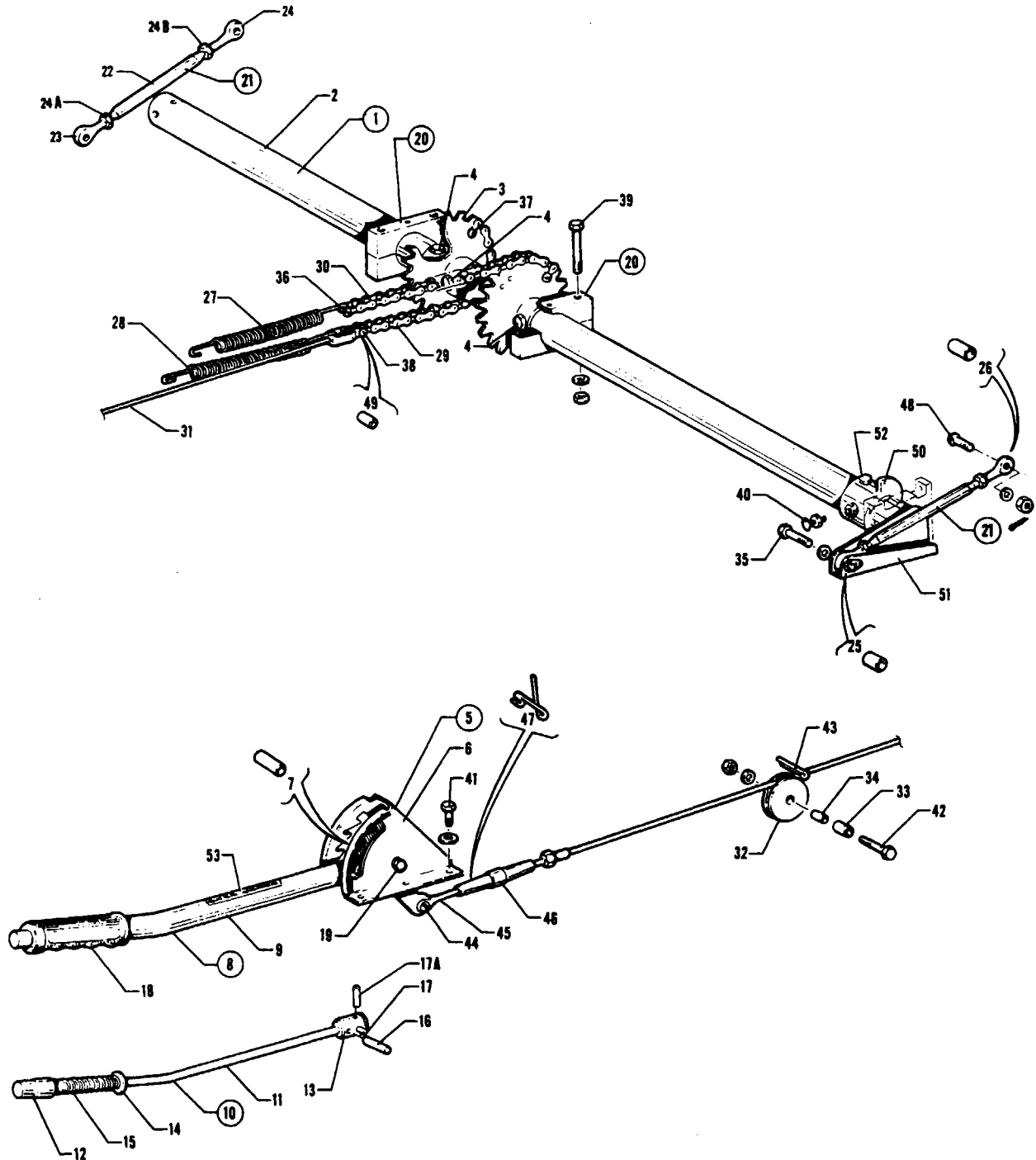


Figure 93 Flap Control Installation

REVISED: NOVEMBER 1978

PA-32-260
 PA-32-300
 PA-32R-300

PIPER PARTS CATALOG

CODE EXPLANATIONS FOR FIGURE 93

- A - Used on PA-32-260 with serial numbers 32-7100001 and up, PA-32-300 with serial numbers 32-7140001 and up, and PA-32R-300
- B - Used on PA-32-260 with serial numbers 32-1 to 32-1110 incl , and PA-32-300 with serial numbers 32-40000 to 32-40565 incl
- C - Used on PA-32-260 with serial numbers 32-1111 and up, and PA-32-300 with serial numbers 32-40566 to 32-7840222 incl
- D - Used on PA-32-260 with serial numbers 32-1 to 32-1320 incl , and PA-32-300 with serial numbers 32-40000 to 32-41018 incl
- E - Used on PA-32R-300 only
- F - Used on PA-32S-300 Seaplane **Model only**
- G - Used on PA-32-260 with serial numbers 32-1 to 32-7300076 incl , and PA-32-300 with serial numbers 32-40000 to 32-7340201 incl
- H - Used on PA-32-260 with serial numbers 32-7400001 and up, PA-32-300 with serial numbers 32-7440001 and up, and PA-32R-300
- J - Refer to Figure 119 if AltiMatic III C is installed
- K - Used on PA-32-260 and PA-32-300 only
- L - Used on PA-32-260 with serial numbers 32-1 and up, and PA-32-300 with serial numbers 32-40000 to 32-7840222 incl
- M - Used on PA-32-300 only
- W - These parts must be ordered from Service Spares Department, Piper Aircraft, Lock Haven, Penna

PIPER PARTS CATALOG

Figure and Index Number	Part Number	Code	NOMENCLATURE	No. Req.	SERIAL NUMBERS AFFECTED
93-	68450	B	DRAWING - Control System Installation		32-7940001 and up
	69372	C	DRAWING - Control System Installation		
	38411	M	DRAWING - Control System Installation		
	38003	E	DRAWING - Control System Installation		
-1	68451-00		FLAP TORQUE TUBE ASSEMBLY - Complete	1	
-2	68452-00		TORQUE TUBE - Flap	1	
-3	62789-00		SPROCKET ASSEMBLY - Flap torque tube	2	
-4	400 011	W	BOLT - (AN4-16A)	4	
	407 585	W	WASHER - (AN960-416)	4	
	404 836	W	NUT - (MS20365-428C)	4	
-5	62706-00	D	LEVER ASSEMBLY - Flap control	1	
	62706-07	A	LEVER ASSEMBLY - Flap control	1	
-6	62738-00	D	BRACKET - Flap lever	1	
	69292-02	A	BRACKET ASSEMBLY - Flap lever	1	
-7	62740-00		BUSHING - Flap lever	1	
-8	63782-00	D	HANDLE ASSEMBLY - Flap lever	1	
	63782-04	A	HANDLE ASSEMBLY - Flap lever	1	
-9	63781-00		TUBE ASSEMBLY - Flap lever	1	
-10	63391-00	D	PLUNGER ASSEMBLY - Flap lever	1	
	63391-03	A	PLUNGER ASSEMBLY - Flap lever	1	
-11	63391-02		TUBE - Plunger	1	
-12	62733-00		PLUG - Plunger, upper	1	
-13	62734-00	D	PLUG - Plunger, lower (190 pin hole)	1	
	62734-02	A	PLUG - Plunger, lower (252 pin hole)	1	
-14	62736-00		WASHER	1	
-15	50111-00	W	SPRING	1	
-16	480 696	W	PIN - Roll (59-022-094-0625)	2	
-17	480 715	D	PIN - Roll (59-040-187-1500)	1	
	63782-03	A	PIN - Solid (250 diameter)	1	
-17a	480 733	D	PIN - Roll (79-012-062-0375) 3/8" long	1	
	480 698	A,W	PIN - Roll (59-012-062-0625) 5/8" long	1	
-18	63779-00		GRIP - Flap lever	1	
-19	401 274	W	BOLT - (AN3-15A)	1	
	407 564	W	WASHER - (AN960-10)	2	
	404 887	W	NUT - (MS20365-1032C)	1	
-20	62745-00	G	PILLOW BLOCK ASSEMBLY - Torque shaft support	2	
	35402-00	H,J	CLAMP ASSEMBLY - Torque shaft support	2	
-21	62764-00		ROD ASSEMBLY - Flap tube	2	
	62764-03	F	ROD ASSEMBLY - Flap tube	2	32S-40000 to 32S-7240147 incl
-22	62764-02		TUBE - Flap	1	
	65388-19	F	TUBE - Flap	1	32S-40000 to 32S-7240147 incl
-23	452 335	W	BEARING - (F34-14)	1	
-24	452 336		BEARING - (FL34-14)	1	
-24a	404 322	W	NUT - (AN316-4R)	1	
-24b	404 320		NUT - (AN316-4L)	1	
-25	63900-38		BUSHING - Flap rod end	2	
	63900-75	F	BUSHING - Flap rod end	2	32S-40000 to 32S-7240147 incl
-26	63900-39		BUSHING - Flap rod end	2	
	63900-76	F	BUSHING - Flap rod end	2	32S-40000 to 32S-7240147 incl
-27	62820-00		SPRING - Flap return	1	
-28	62821-00		SPRING - Flap cable tension	1	
-29	62858-03		CHAIN - 65 diamond 1/8 roller, length 8 5"	1	
-30	62858-04		CHAIN - 65 diamond 1/8 roller, length 6 0"	1	
-31	62701-14		CABLE ASSEMBLY - Flap	1	
	62701-29	F	CABLE ASSEMBLY - Flap	1	32S-40000 to 32S-7240147 incl
-32	62711-02		PULLEY - Flap	1	

When ordering, always specify Part Number, Description and Serial Number of Aircraft

PIPER PARTS CATALOG

Figure and Index Number	Part Number	Code	NOMENCLATURE	No. Req.	SERIAL NUMBERS AFFECTED
93-33	62713-02		BEARING	1	
-34	62712-02		BEARING - Inner	1	
-35	400 443	W	BOLT - (AN3-12A)	2	
	407 564	W	WASHER - (AN960-10)	2	
-36	400 562		BOLT - (AN21-8)	1	
	407 562	W	WASHER - (AN960-6)	1	
	404 391		NUT - (AN320-1)	1	
	424 041		COTTER PIN - (MS24665-5)	1	
-37	400 653		BOLT - Clevis (AN21-9)	2	
	407 562	W	WASHER - (AN960-6)	4	
	404 391		NUT - (AN320-1)	2	
	424 041		COTTER PIN - (MS24665-5)	2	
-38	400 653		BOLT - Clevis (AN21-9)	1	
	404 391		NUT - (AN320-1)	1	
	424 041		COTTER PIN - (MS24665-5)	1	
-39	400 448	G,W	BOLT - (AN3-22A)	4	
	400 440	H,J,W	BOLT - (AN3-6A)	4	
	407 564	J,W	WASHER - (AN960-10)	4	
	404 887	J,W	NUT - (MS20365-1032C)	4	
-40	417 781	W	SCREW - (AN520-10R24)	2	
	404 224	W	NUT - (AN315-3R)	2	
-41	400 438	W	BOLT - (AN3-4A)	6	
	407 564	W	WASHER - (AN960-10)	6	
-42	400 004	W	BOLT - (AN4-7A)	1	
	407 585	W	WASHER - (AN960-416L)	1	
	404 888	W	NUT - (MS20365-428C)	1	
-43	424 052	W	COTTER PIN - (MS24665-134)	1	
-44	400 672	W	BOLT - Clevis (AN23-10)	1	
	407 564	W	WASHER - (AN960-10)	1	
	404 392	W	NUT - (AN320-3)	1	
	424 051	W	COTTER PIN - (MS24665-132)	1	
-45	461 136	W	FORK - (NAS645-22RS)	1	
-46	489 910	W	BARREL - Turnbuckle (MS21251-B5S)	1	
-47	554 979	W	CLIP - (MS21256-1)	2	
-48	400 680		BOLT - Clevis (AN23-18)	2	
	407 564	W	WASHER - (AN960-10)	2	
	404 100	W	NUT - Castle (AN310-3)	2	
	424 051	W	COTTER PIN - (MS24665-132)	2	
-49	82732-76	W	BUSHING	1	
-50	62856-00		FITTING ASSEMBLY - Left	1	
	62856-01		FITTING ASSEMBLY - Right	1	
-51	62727-00		TUBE ASSEMBLY - Flap torque tube, left	1	
	65388-17	F	TUBE ASSEMBLY - Flap torque tube, left	1	32S-40000 to 32S-7240147 incl
	62727-01		TUBE ASSEMBLY - Flap torque tube, right	1	
	65388-18	F	TUBE ASSEMBLY - Flap torque tube, right	1	32S-40000 to 32S-7240147 incl
-52	401 318	W	BOLT - (AN4-20A)	4	
	407 565	W	WASHER - (AN960-416)	4	
	404 888	W	NUT - (MS20365-428C)	4	
-53	35669-27		PLACARD - Flap lever	1	

When ordering, always specify Part Number, Description and Serial Number of Aircraft

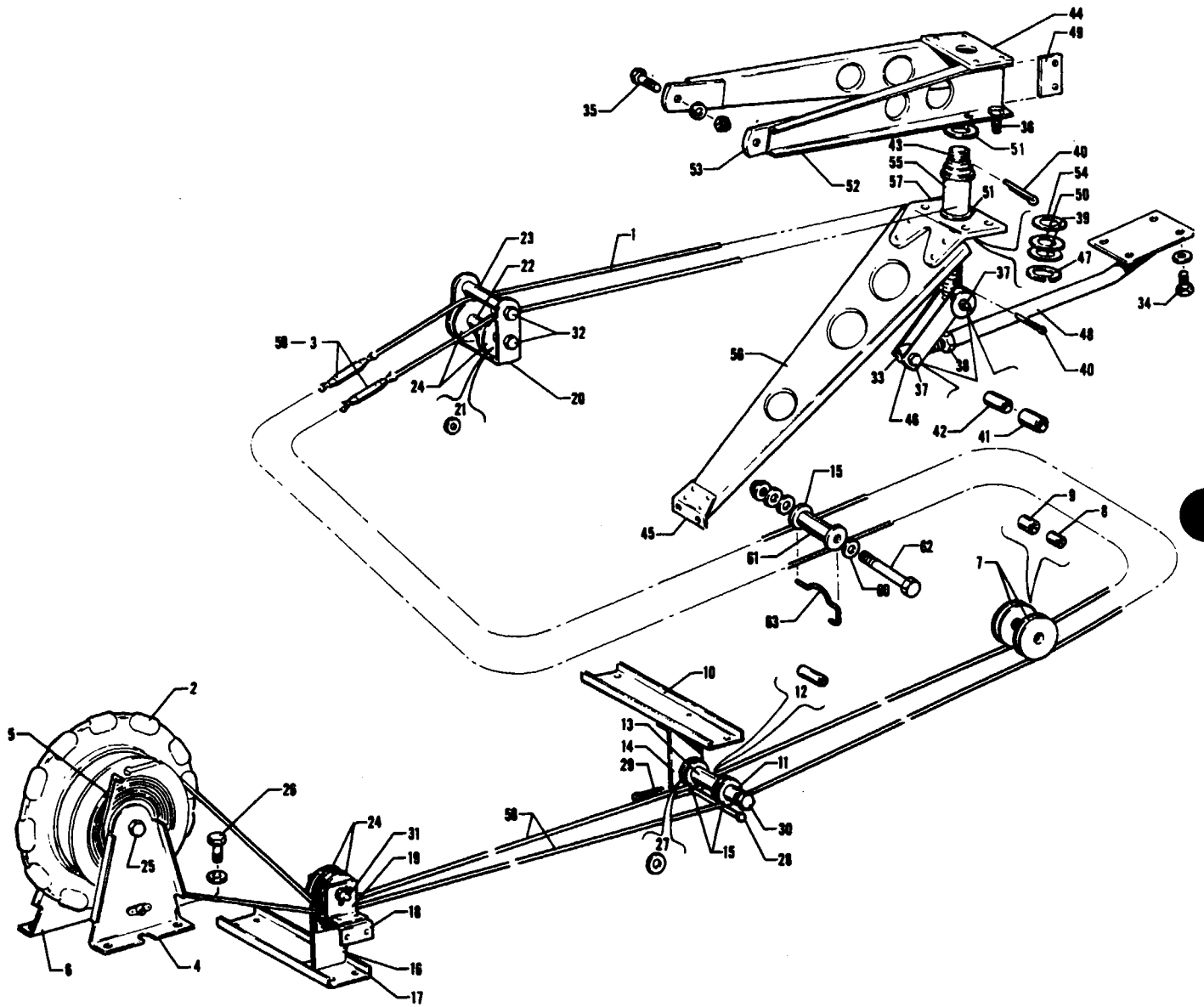


Figure 94. Stabilator Trim Installation

PIPER PARTS CATALOG

CODE EXPLANATIONS FOR FIGURE 94

- A - Used on PA-32-260 with serial numbers 32-1 to 32-1110 incl, and PA-32-300 with serial numbers 32-40000 to 32-40565 incl
- B - Used on PA-32-260 with serial numbers 32-1111 and up, and PA-32-300 with serial numbers 32-40566 and up
- C - Used on PA-32-260 with serial numbers 32-1 to 32-1320 incl, and PA-32-300 with serial numbers 32-40000 to 32-41018 incl
- D - Used on PA-32-260 with serial numbers 32-7100001 and up, PA-32-300 with serial numbers 32-7140001 and up, and PA-32R-300
- E - Used on PA-32-260 and PA-32-300 only
- F - Used on PA-32R-300 only
- G - Used on PA-32S-300 Seaplane Model only
- H - See Figure 113 if electric trim is installed
- J - Used on PA-32-260 with serial numbers 32-1111 and up, and PA-32-300 with serial numbers 32-40566 to 32-7840222 incl
- K - Used on PA-32-300 only
- W - These parts must be ordered from Service Spares Department, Piper Aircraft, Lock Haven, Penna

PIPER PARTS CATALOG

Figure and Index Number	Part Number	Code	NOMENCLATURE	No. Req.	SERIAL NUMBERS AFFECTED
94-	68450	A	DRAWING - Control System Installation		
	69372	J	DRAWING - Control System Installation		
	38411	K	DRAWING - Control System Installation		32-7940001 and up
	38003	F	DRAWING - Control System Installation		
	65258		DRAWING - Stabilator Trim Installation		
-1	62701-47		CABLE - Stabilator trim	1	
-2	68414-00	E	WHEEL ASSEMBLY - Trim tab	1	
	68414-03	F	WHEEL ASSEMBLY - Trim tab	1	
-3	554 979	W	CLIP - (MS21256-1)	4	
-4	68485-00		BRACKET ASSEMBLY - Trim tab	1	32-1 to 32-150 inclusive
	68739-00		BRACKET ASSEMBLY - Trim tab	1	32-151 and up
-5	68488-00	C	INDICATOR - Stabilator trim	1	
	68488-02	D	INDICATOR - Stabilator trim	1	
-6	68486-00	E	BRACKET - Trim tab	1	
-7	62711-03		PULLEY - Trim tab	2	
-8	62715-02		BUSHING - Trim tab	2	
-9	62714-03		BUSHING - Trim tab	2	
-10	68475-00		CHANNEL - Stabilator tunnel wall	1	
-11	63900-62		BUSHING - Stabilator trim pulley	1	
-12	63900-57		BUSHING - Stabilator trim pulley	1	
-13	63900-58		BUSHING - Stabilator trim pulley	1	
-14	68474-00		BRACKET - Stabilator trim pulley	1	
-15	62711-04		PULLEY - Stabilator trim pulley	4	
-16	68478-00		BRACKET - Stabilator trim pulley	1	
-17	68477-00		CHANNEL - Stabilator trim	1	
-18	68480-00		BRACKET - Stabilator trim pulley	1	
-19	68479-00		BRACKET - Stabilator trim pulley	1	
-20	68472-00		BRACKET - Stabilator trim pulley	1	
-21	85012-40	E	WASHER - Stabilator trim pulley	2	
-22	63900-56		BUSHING - Stabilator trim pulley	1	
-23	63900-55		BUSHING - Stabilator trim pulley	1	
-24	481 840		PULLEY - (MS24566-1B)	4	
-25	400 446	W	BOLT - (AN3-16A)	1	
	63900-61		BUSHING	1	
	407 584	W	WASHER - (AN960-10L)	2	
	404 887	W	NUT - (MS20365-1032C)	1	
	62833-37		WASHER	1	
-26	400 438	W	BOLT - (AN3-4A)	6	
	407 964	W	WASHER - (AN960-10)	6	
-27	407 565	W	WASHER - (AN960-416)	1	
-28	424 169	A,W	PIN - (MS20392-1C67)	1	
	69851-00	B	PIN - Retainer	1	
-29	424 051	W	COTTER PIN - (MS24665-132)	1	
-30	400 449	W	BOLT - (AN3-24A)	1	
	407 584	W	WASHER - (AN960-10L)	1	
	404 887	W	NUT - (MS20365-1032C)	1	
-31	424 180		PIN - (MS20392-2C23)	1	
	407 584	W	WASHER - (AN960-10L)	1	
	424 051	W	COTTER PIN - (MS24665-132)	1	
-32	401 279	W	BOLT - (AN3-25A)	2	
	407 584	W	WASHER - (AN960-10L)	2	
	404 887	W	NUT - (MS20365-1032C)	2	
	407 564	W	WASHER - (AN960-10)	2	
-33	65254-00		BOLT - Eye, stabilator trim	1	
-34	400 437	W	BOLT - (AN3-3A)	4	
	407 584	W	WASHER - (AN960-10L)	4	

When ordering, always specify Part Number, Description and Serial Number of Aircraft

PIPER PARTS CATALOG

Figure and Index Number	Part Number	Code	NOMENCLATURE	No. Req.	SERIAL NUMBERS AFFECTED
94-35	401 266	W	BOLT - (AN3-5A)	2	
	494 066	W	WASHER - (K19001-3)	2	
	406 551		NUT - (H19000-3)	2	
-36	400 438	W	BOLT - (AN3-4A)	4	
	407 584	W	WASHER - (AN960-10)	4	
	404 887	W	NUT - (MS20365-1032C)	4	
-37	401 269	W	BOLT - (AN3-10A)	2	
	407 584	W	WASHER - (AN960-10)	4	
	404 887	W	NUT - (MS20365-1032C)	2	
-38	404 325		NUT - (AN316-7R)	1	
-39	407 684		WASHER - (AN960-C1216L)	1	
-40	424 123		COTTER PIN - (MS24665-368)	2	
-41	63882-09		SLEEVE - Stabilator trim link	2	
-42	65003-06		BUSHING - Stabilator trim link	2	
-43	65246-00		SHAFT - Stabilator trim	1	
-44	65249-00	E	PLATE - Stabilator trim	1	
	65249-02	F	PLATE - Stabilator trim	2	
-45	65252-00		CLIP - Stabilator trim	1	
	65388-49	G	CLIP - Stabilator trim	1	32S-40000 to 32S-7240147 inc
-46	65253-02		LINK - Stabilator trim	2	
-47	484 747		SNAP RING - (5106-75)	1	
-48	65248-03		ARM ASSEMBLY - Stabilator trim	1	
	65388-65	G	ARM ASSEMBLY - Stabilator trim	1	32S-40000 to 32S-7240147 inc
-49	68491-00		GUARD - Cable	2	
-50	452 418		BEARING - Thrust (T-1010)	1	
-51	452 413		BEARING - (F-838)	2	
	69127-00	G	BEARING - Flange, stabilator barrel	2	32S-40000 to 32S-7240147 inc
-52	65244-00		RIB - Stabilator trim	2	
-53	65251-00		TAB - Stabilator trim	1	
-54	62833-18		SHIM - Stabilator trim	1	
-55	63530-00		BARREL - Stabilator trim	1	
-56	65245-00		RIB - Stabilator trim	1	
-57	65250-00	E	CLIP - Stabilator trim	1	
	65250-02	F	CLIP - Stabilator trim	1	
-58	62701-41	H	CABLE ASSEMBLY - Forward stabilator trim	1	
	62701-54	G,H	CABLE ASSEMBLY - Forward stabilator trim	1	32S-40000 to 32S-7240147 inc
-59	452 015		BARREL - (NAS649B8S)	2	
-60	407 585	W	WASHER - (AN960-416L)	2	
-61	63900-60		BUSHING	1	
-62	400 446	W	BOLT - (AN3-16A)	1	
	407 584	W	WASHER - (AN960-10L)	1	
-63	404 887	W	NUT - (MS20365-1032C)	1	
	99856-00		PIN - Cable guard	1	

When ordering, always specify Part Number, Description and Serial Number of Aircraft

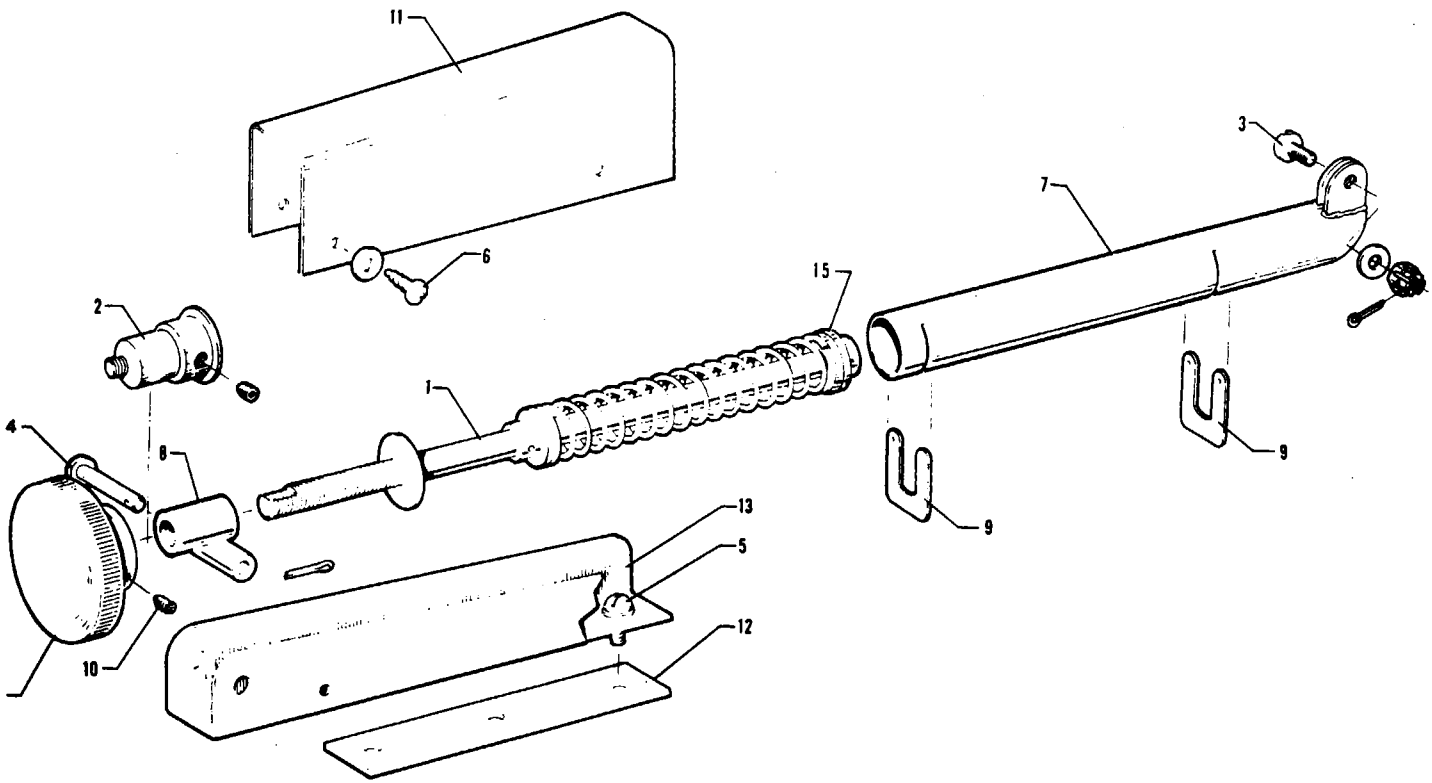


Figure 95 Rudder Trim Mechanism Installation

REVISED: APRIL 1980

PA-32-260
PA-32-300
PA-32R-300

PIPER PARTS CATALOG

CODE EXPLANATIONS FOR FIGURE 95

- A - Used on PA-32-260 with serial numbers 32-1 to 32-1110 incl , and PA-32-300 with serial numbers 32-40000 to 32-40565 incl
- B - Used on PA-32-260 with serial numbers 32-1111 and up, and PA-32-300 with serial numbers 32-40566 to 32-7840222 incl
- C - Used on PA-32-260 with serial numbers 32-1111 to 32-1320 incl , PA-32-300 with serial numbers 32-40566 to 32-41018 incl , and PA-32R-300
- D - Used on PA-32-260 with serial numbers 32-7100001 and up, and PA-32-300 with serial numbers 32-7140001 and up
- E - Used on PA-32-260 with serial numbers 32-1 to 32-1320 incl , and PA-32-300 with serial numbers 32-40000 to 32-41018 incl
- F - Used on PA-32R-300
- G - Used on PA-32-260 with serial numbers 32-1111 and up, PA-32-300 with serial numbers 32-40566 and up, and PA-32R-300
- H - Used on PA-32-300 only
- W - These parts must be ordered from Service Spares Department, Piper Aircraft, Lock Haven, Penna

PIPER PARTS CATALOG

Figure and Index Number	Part Number	Code	NOMENCLATURE	No. Req.	SERIAL NUMBERS AFFECTED
95-	68450	A	DRAWING - Control System Installation		32-7940001 and up
	69372	B	DRAWING - Control System Installation		
	38411	H	DRAWING - Control System Installation		
	38003	F	DRAWING - Control System Installation		
	62828	A	DRAWING - Rudder Trim Mechanism Installation		
	69371	C	DRAWING - Rudder Trim Mechanism Installation		
	99211	D	DRAWING - Rudder Trim Mechanism Installation		
-1	62829-05		SHAFT ASSEMBLY - Rudder trim	1	
-2	69349-00	G	EXTENSION - Rudder trim shaft	1	
-3	400 672	W	BOLT - (AN23-10)	1	
	404 392	W	NUT - (AN320-3)	1	
	424 051	W	COTTER PIN - (MS24865-132)	1	
	407 584	W	WASHER - (AN960-10L)	1	
-4	424 185	W	PIN - Flat head (MS20392-2-33)	1	
	424 051	W	COTTER PIN - (MS24865-132)	1	
-5	415 535	W	SCREW - (MS35206-245)	3	
	407 583	W	WASHER - (AN960-8L)	7	
	404 833	W	NUT - (MS20364-832C)	1	
-6	419 683	A,W	SCREW - (4 x 1/2")	4	
	494 001	A,W	WASHER - (4)	4	
-7	66530-00		HOUSING - Rudder trim	1	
-8	62831-00		BUSHING ASSEMBLY - Rudder trim	1	
-9	62832-00		CLIP - Rudder trim	2	
-10	419 967		SCREW - Set (MS51964-132)	2	
-11	65216-00	A	CHANNEL - Rudder trim cover	1	
-12	62836-00	E	PLATE - Rudder trim	1	
	99161-00	D	PLATE - Rudder trim	1	
-13	62837-00	A	CHANNEL - Rudder trim	1	
	62837-02	G	CHANNEL ASSEMBLY - Rudder trim	1	
-14	62838-00		KNOB	1	
-15	62833-127		WASHER	1	

When ordering, always specify Part Number, Description and Serial Number of Aircraft

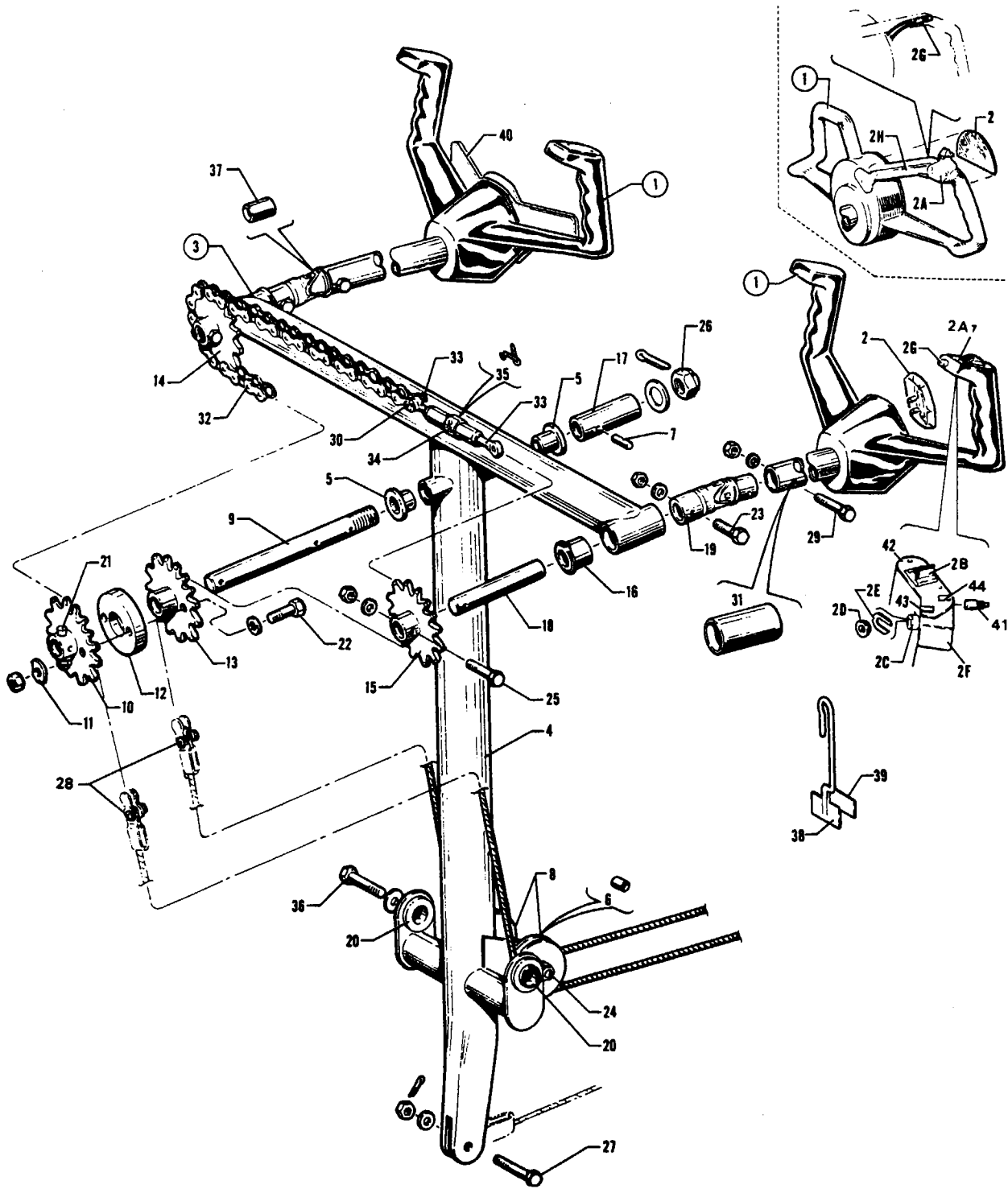


Figure 96 Control Wheel Installation

REVISED: NOVEMBER 1978

PIPER PARTS CATALOG

CODE EXPLANATIONS FOR FIGURE FIGURE 96

- A - Ascertain O D of Control Wheel Shaft before ordering Control wheel assembly does not include switches Order desired switches separately
- B - Used with the bowtie style control wheel
- C - Used with the ramshorn style control wheel
- D - Used when electric trim only or electric trim and AutoFlite are installed on a bowtie style control wheel
- E - Used on PA-32-260 with serial numbers 32-1 to 32-1110 incl , and PA-32-300 with serial numbers 32-40000 to 32-40565 incl
- F - Used when AltiMatic III is installed on a bowtie style control wheel
- G - Used on PA-32-260 with serial numbers 32-451 to 32-1110 incl , and PA-32-300 with serial numbers 32-40000 to 32-40565 incl
- H - Used on PA-32-260 with serial numbers 32-1111 and up, PA-32-300 with serial numbers 32-40566 and up, and PA-32R-300
- J - Used when AltiMatic III C is installed
- K - Used on PA-32-260 with serial numbers 32-7500001 and up, PA-32-300 with serial numbers 32-7540001 and up, and PA-32R-300
- L - Used on PA-32-260 with serial numbers 32-1111 and up, and PA-32-300 with serial numbers 32-40566 to 32-7840222 incl
- M - Used on PA-32R-300 only
- N - Used on PA-32-260 with serial numbers 32-601 to 32-960 incl , and PA-32-300 with serial numbers 32-40000 to 32-40415 incl
- O - Used on PA-32-260 with serial numbers 32-961 and up, PA-32-300 with serial numbers 32-40416 and up, and PA-32R-300
- P - Used on PA-32-260 with serial numbers 32-1 to 32-960 incl , and PA-32-300 with serial numbers 32-40000 to 32-40415 incl
- Q - Used when AltiMatic III is installed
- R - Used on PA-32-260 with serial numbers 32-51 to 32-1110 incl , and PA-32-300 with serial numbers 32-40000 to 32-40565 incl
- S - Used on PA-32-260 with serial numbers 32-1 to 32-7200055 incl , and PA-32-300 with serial numbers 32-40000 to 32-7240147 incl
- T - Used on PA-32-260 with serial numbers 32-7800001 and up, PA-32-300 with serial numbers 32-7840001 and up, and PA-32R-300 with serial numbers 32R-7880001 and up
- U - Used on PA-32-260 with serial numbers 32-7800001 and up, PA-32-300 with serial numbers 32-7840001 and up, and PA-32R-300 with serial numbers 32R-7880001 and up if boom mike with electric trim and AutoFlite II is installed
- V - Used on PA-32-260 with serial numbers 32-1 to 32-1110 incl , and PA-32-300 with serial numbers 32-40000 to 32-40565 incl , if Electric Trim Servo Replacement Kit 763 850v has been installed, order switch part no 67443-04, if the bowtie style control wheel has been replaced with a ramshorn style control wheel, order switch part no 761 039
- W - These parts must be ordered from Service Spares Department, Piper Aircraft, Lock Haven, Penna
- X - Used on PA-32-260 with serial numbers 32-1 to 32-1075 incl , and PA-32-300 with serial numbers 32-40000 to 32-40545 incl
- Y - Used on PA-32-300 only

PIPER PARTS CATALOG

Figure and Index Number	Part Number	Code	NOMENCLATURE	No. Req.	SERIAL NUMBERS AFFECTED
96-	68450	E	DRAWING - Control System Installation		
	69372	L	DRAWING - Control System Installation		
	38411	Y	DRAWING - Control System Installation		
	38003	M	DRAWING - Control System Installation		
-1	78729-02	A	WHEEL ASSEMBLY - Control (3/4 O D shaft) (left grip cored)	2	32-1 to 32-50 incl
	79276-00	A	WHEEL ASSEMBLY - Control (1 1/8 O D shaft) (left grip cored)	2	32-51 and up
-2	63920-00	B	* MEDALLION - Piper	1	
	79275-00	C	* MEDALLION - Piper	1	
-2a	63778-00	D,V	SWITCH AND HOUSING ASSEMBLY - Electric trim	1	
	63778-04	F,G	SWITCH AND HOUSING ASSEMBLY - Electric trim	1	
	761 039	C,H	KIT - Electric trim switch assembly	1	
	96994-03	J,K	SWITCH ASSEMBLY - Electric trim and trim interrupt A/P disc	1	
-2b	587 862	J,K	* SWITCH - Manual electric trim (1C670)	1	
-2c	762 226	J,K	* SWITCH - Trim interrupt A/P disc (40S77)	1	
-2d	15660-02	J,K,W	ADAPTER - Trim interrupt A/P disc switch	1	
-2e	15661-02	J,K,W	ADAPTER - Trim interrupt A/P disc switch	1	
-2f	37729-00	J,K	BRACKET ASSEMBLY - Switch	1	
-2g	68828-00	B	SWITCH ASSEMBLY - AutoFlite	1	
	67463-00	C	SWITCH ASSEMBLY - AutoFlite	1	
-2h	68829-00	B,E	COVER - Switch wire	1	
-3	62703-23		CONTROL COLUMN ASSEMBLY	1	32-1 to 32-300 inclusive
	62703-28		CONTROL COLUMN ASSEMBLY	1	32-301 to 32-600 inclusive
	62019-02	N	CONTROL COLUMN ASSEMBLY	1	
	62019-04	O	CONTROL COLUMN ASSEMBLY	1	
-4	62703-21		* TEE BAR ASSEMBLY - Control column	1	32-1 to 32-300 inclusive
	62703-34		* TEE BAR ASSEMBLY - Control column	1	32-301 and up
-5	452 372		* * BEARING - (F504-2)	2	
-6	62712-02		* BUSHING - Inner, control	1	32-1 to 32-300 inclusive
	62712-04		* BUSHING - Inner, control	1	32-301 and up
-7	480 683	W,X	* PIN - Roll (59-028-125 x 0687)	1	
-8	62825-00		* PULLEY - Control column	2	32-1 to 32-300 inclusive
	481 651	W	* PULLEY - Control column (MS20220-1)	2	32-301 and up
-9	62848-02	P	* SHAFT - Control column	1	
	69077-00	Q	* SHAFT - Control column	1	
	69077-00	O	* SHAFT - Control column	1	
-10	63404-00		* SPROCKET - Control column	1	
-11	62784-00		* WASHER - Control column	2	
-12	62782-00		* SPACER - Control column	1	
-13	62778-00		* SPROCKET - Control column	1	
-14	62845-00		* SPROCKET - Control column	1	32-1 to 32-600 inclusive
	62845-02		* SPROCKET - Control column	1	32-601 and up
-15	62839-00		* SPROCKET ASSEMBLY - Control column	1	
-16	452 389		* BUSHING - (F825-2) Control column	4	
-17	62849-00	X	* SPACER - Tee bar	1	
-18	62716-04		* SHAFT - Control column, left	1	32-1 to 32-600 inclusive
	62716-06	N	* SHAFT - Control column, left	1	
	62716-07	O	* SHAFT - Control column, left	1	
	62716-05		* SHAFT - Control column, right	1	32-1 to 32-600 inclusive
	62716-07		* SHAFT - Control column, right	1	32-601 and up
-19	62834-00		* UNIVERSAL JOINT	2	32-1 to 32-600 inclusive
	62834-02		* UNIVERSAL JOINT	2	32-601 and up
-20	452 388		* BEARING - (F4DD)	2	
-21	480 730		* PIN - (AN386-1-6A)	1	
	494 093		* WASHER - (AN975-3)	1	
	404 835	W	* NUT - (MS20364-1032C)	1	

When ordering, always specify Part Number, Description and Serial Number of Aircraft

PA-32-260

PIPER PARTS CATALOG

Figure and Index Index	Part Number	Code	NOMENCLATURE	No. Req.	SERIAL NUMBERS AFFECTED
96-22	401 269	W	* BOLT - (AN3-10A)	2	
	407 584	W	* WASHER - (AN960-10L)	2	
	407 564	W	* WASHER - (AN960-10)	2	
-23	401 270	W	* BOLT - (AN3-11A)	2	32-1 to 32-600 inclusive
	480 730		* PIN - Taper (AN386-1-6A)	2	32-601 and up
	407 564	W	* WASHER - (AN960-10)	2	32-1 to 32-600 inclusive
	494 093		* WASHER - (AN975-3)	2	32-601 and up
	404 887	W	* NUT - (MS20365-1032)	2	32-1 to 32-600 inclusive
	404 835	W	* NUT - (MS20364-1032C)	2	32-601 and up
-24	400 025	W	* BOLT - (AN4-33A)	1	32-1 to 32-300 inclusive
	401 333	W	* BOLT - (AN4-35A)	1	32-301 and up
	407 585	W	* WASHER - (AN960-416L)	3	
	407 565	W	* WASHER - (AN960-416)	2	
	404 888	W	* NUT - (MS20365-428C)	1	
-25	401 270	W	* BOLT - (AN3-11A)	2	32-1 to 32-600 inclusive
	480 730		* PIN - Taper (AN386-1-6A)	2	32-601 and up
	407 564	W	* WASHER - (AN960-10)	2	32-1 to 32-600 inclusive
	494 093		* WASHER - (AN975-3)	2	32-601 and up
	404 888	W	* NUT - (MS20365-1032)	2	32-1 to 32-600 inclusive
	404 835	W	* NUT - (MS20364-1032C)	2	32-601 and up
-26	404 104	W	* NUT - (AN310-7)	1	
	407 568	W	* WASHER - (AN960-716)	1	
	424 060	W	* COTTER PIN - (MS24665-285)	1	
-27	400 056	W	BOLT - (AN3-11)	1	
	407 564	W	WASHER - (AN960-10)	1	
	404 392	W	NUT - (AN320-3)	1	
	424 051	W	COTTER PIN - (MS24665-132)	1	
-28	400 853		BOLT - Clevis (AN21-9)	2	
	82732-76	W	BUSHING	2	
	404 391		NUT - (AN320-1)	2	
	424 041		COTTER PIN - (MS24665-5)	2	
-29	401 270	W	BOLT - (AN3-11A)	4	32-1 to 32-50 inclusive
	400 444	W	BOLT - (AN3-13A)	4	32-51 to 32-855 inclusive
	66546-00		BOLT - Special	4	32-856 and up
	407 564	W	WASHER - (AN960-10)	4	32-1 to 32-855 inclusive
	407 584	W	WASHER - (AN960-10L)	4	32-856 and up
	404 887	W	NUT - (MS20365-1032C)	4	32-1 to 32-855 inclusive
	404 835	W	NUT - (MS20364-1032C)	4	32-856 and up
-30	400 853		BOLT - (AN21-9)	2	
	82732-76	W	BUSHING	2	
	404 391		NUT - (AN320-1)	2	
	424 041		COTTER PIN - (MS24665-5)	2	
-31	62852-00		STOP - Tee bar, left	1	32-1 to 32-50 inclusive
	68559-00	R	STOP - Tee bar, left	1	
	67193-03	H	STOP - Tee bar, left	1	
-32	62858-05		CHAIN - Control system	2	
-33	62840-02		EYE BOLT - Turnbuckle, left	1	
	62840-03		EYE BOLT - Turnbuckle, right	1	
-34	489 910	W	BARREL - Turnbuckle (MS21251-B5S)	1	
-35	554 979	W	CLIP - Turnbuckle (MS21256-1)	2	
-36	401 310	W	BOLT - (AN4-10A)	2	
	62833-85		WASHER - (O D 1 50 in)	2	
	62833-86		WASHER - (O D 75 in)	2	
	404 888	W	NUT - (MS20365-428C)	2	
-37	68557-00		BUSHING - Control column	2	32-51 and up
-38	66932-00	S	PIN ASSEMBLY - Control lock	1	
-39	66934-00	S	* PLACARD - Control lock	1	
-40	67984-02	T	CLIP ASSEMBLY - Map	1	
-41	487 904	T.W	SWITCH - Boom mike (39-1)	1	

When ordering, always specify Part Number, Description and Serial Number of Aircraft

PIPER PARTS CATALOG

Figure and Index Number	Part Number	Code	NOMENCLATURE	No. Req.	SERIAL NUMBERS AFFECTED
96-42	37729-02	U	BRACKET ASSEMBLY - Switch	1	
-43	35669-16	T	PLACARD - A/P INTR	1	
-44	35669-17	T	PLACARD - Mike	1	

When ordering, always specify Part Number, Description and Serial Number of Aircraft

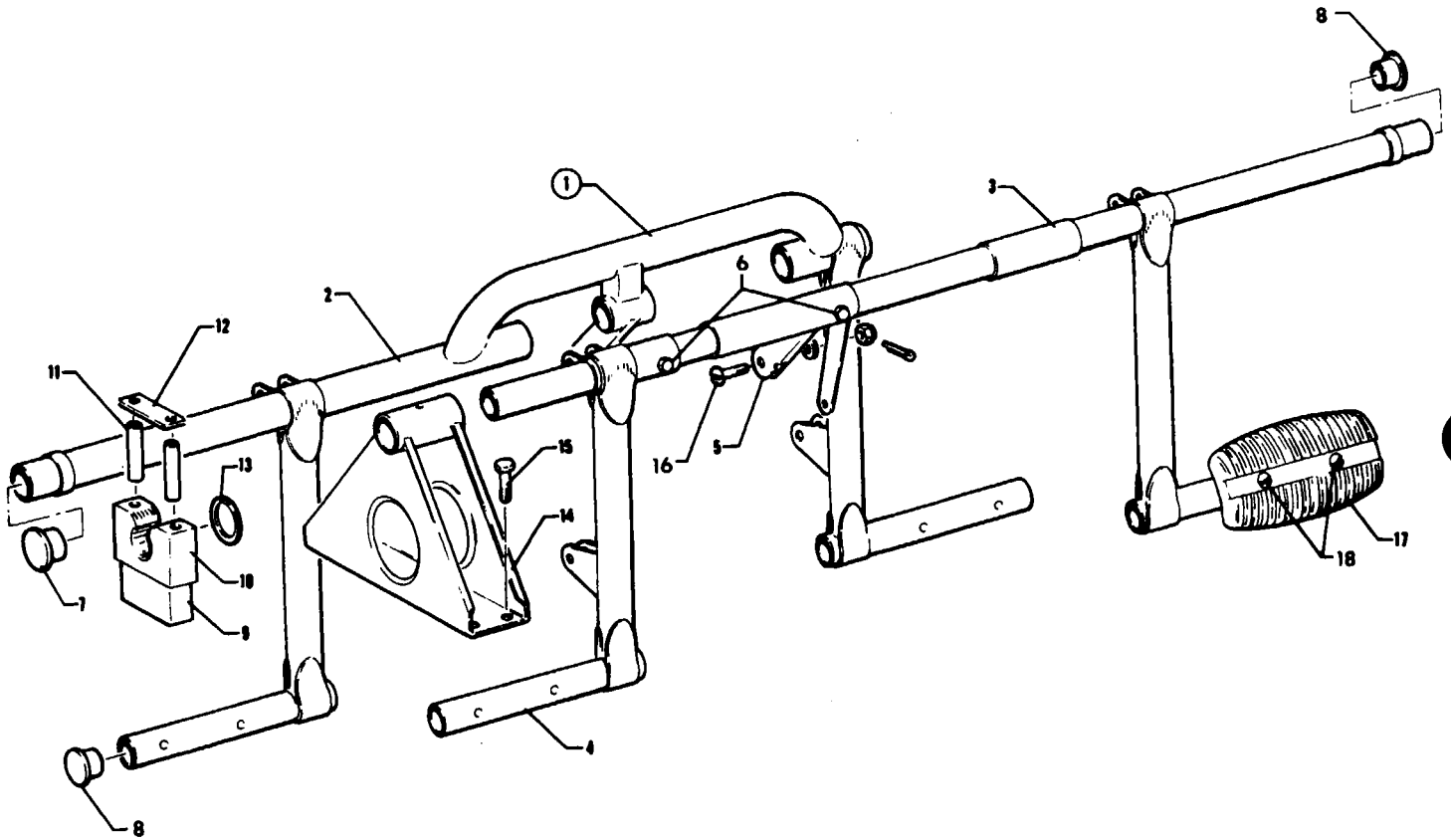


Figure 97 Rudder Pedal Installation

PIPER PARTS CATALOG

CODE EXPLANATIONS FOR FIGURE 97

- A - Used on PA-32-260 with serial numbers 32-1 to 32-1110 incl , and PA-32-300 with serial numbers 32-40000 to 32-40565 incl
- B - Used on PA-32-260 with serial numbers 32-1111 and up, and PA-32-300 with serial numbers 32-40566 to 32-7840222 incl
- C - Used on PA-32-260 with serial numbers 32-1 to 32-1030 incl , and PA-32-300 with serial numbers 32-40000 to 32-40462 incl
- D - Used on PA-32-260 with serial numbers 32-1031 and up, PA-32-300 with serial numbers 32-40463 and up, and PA-32R-300
- E - Used on PA-32-260 with serial numbers 32-601 to 32-7300076 incl , and PA-32-300 with serial numbers 32-40000 to 32-7340201 incl
- F - Used on PA-32-260 with serial numbers 32-7400001 and up, PA-32-300 with serial numbers 32-7440001 and up, and PA-32R-300
- G - Used on PA-32-260 with serial numbers 32-1 to 32-7300076 incl , and PA-32-300 with serial numbers 32-40000 to 32-7340201 incl
- H - Used on PA-32R-300 only
- J - Used on PA-32-300 only
- W - These parts must be ordered from Service Spares Department, Piper Aircraft, Lock Haven, Penna

PIPER PARTS CATALOG

Figure and Index Number	Part Number	Code	NOMENCLATURE	No Req	SERIAL NUMBERS AFFECTED
97-	68450	A	DRAWING - Control System Installation		
	69372	B	DRAWING - Control System Installation		
	38411	J	DRAWING - Control System Installation		32-7940001 and up
	38003	H	DRAWING - Control System Installation		
-1	63459-05		RUDDER PEDAL ASSEMBLY - Complete	1	32-1 to 32-600 inclusive
	63459-18	E	RUDDER PEDAL ASSEMBLY - Complete	1	
	63459-11	F	RUDDER PEDAL ASSEMBLY - Complete	1	
-2	63420-02		* BAR ASSEMBLY - Rudder control, left	1	32-1 to 32-600 inclusive
	63420-04	E	* BAR ASSEMBLY - Rudder control, left	1	
	63420-07	F	* BAR ASSEMBLY - Rudder control, left	1	
-3	63419-02		* BAR ASSEMBLY - Rudder control, right	1	
-4	63458-00	G	* TUBE ASSEMBLY - Rudder control	1	
	63458-04	F	* TUBE ASSEMBLY - Rudder control	1	
-5	63457-00		* ARM ASSEMBLY - Rudder control	1	32-1 to 32-600 inclusive
	63457-03		* ARM ASSEMBLY - Rudder control	1	32-601 and up
-6	400 008	C.W	* BOLT - (AN4-13A)	2	
	402 314	D	* BOLT - (AN174-13A)	2	
	407 585	C.W	* WASHER - (AN960-416)	2	
	407 585	D.W	* WASHER - (AN960-416)	4	
	404 888	C.W	* NUT - (MS20365-428C)	2	
	404 836	D.W	* NUT - (MS20364-428C)	2	
-7	581 330		* PLUG - Rudder pedal assembly	1	
-8	581 332		* PLUG - Rudder pedal assembly	9	
-9	63456-00		BLOCK - Rudder bar support, bottom	2	
-10	65050-00		BLOCK - Rudder bar support, top	2	
-11	65003-03		BUSHING - Rudder bar support	4	
-12	63455-00		PLATE - Rudder bar support	6	
-13	62833-17		WASHER - Rudder bar support	2	
-14	63451-00		SUPPORT ASSEMBLY - Rudder bar	1	
-15	400 438	W	BOLT - (AN3-4A)	4	
-16	400 672	W	BOLT - (AN23-10)	2	
	407 564	W	WASHER - (AN960-10)	2	
	404 392	W	NUT - (AN320-3)	2	
	424 051	W	COTTER PIN - (MS24665-132)	2	
-17	62866-00	G	PAD ASSEMBLY - Rudder control	2	
-18	400 869	G.W	BOLT - (AN23-17A)	4	
	407 564	G.W	WASHER - (AN960-10)	4	
	404 835	G.W	NUT - (MS20364-1032C)	4	

When ordering, always specify Part Number, Description and Serial Number of Aircraft

PIPER PARTS CATALOG

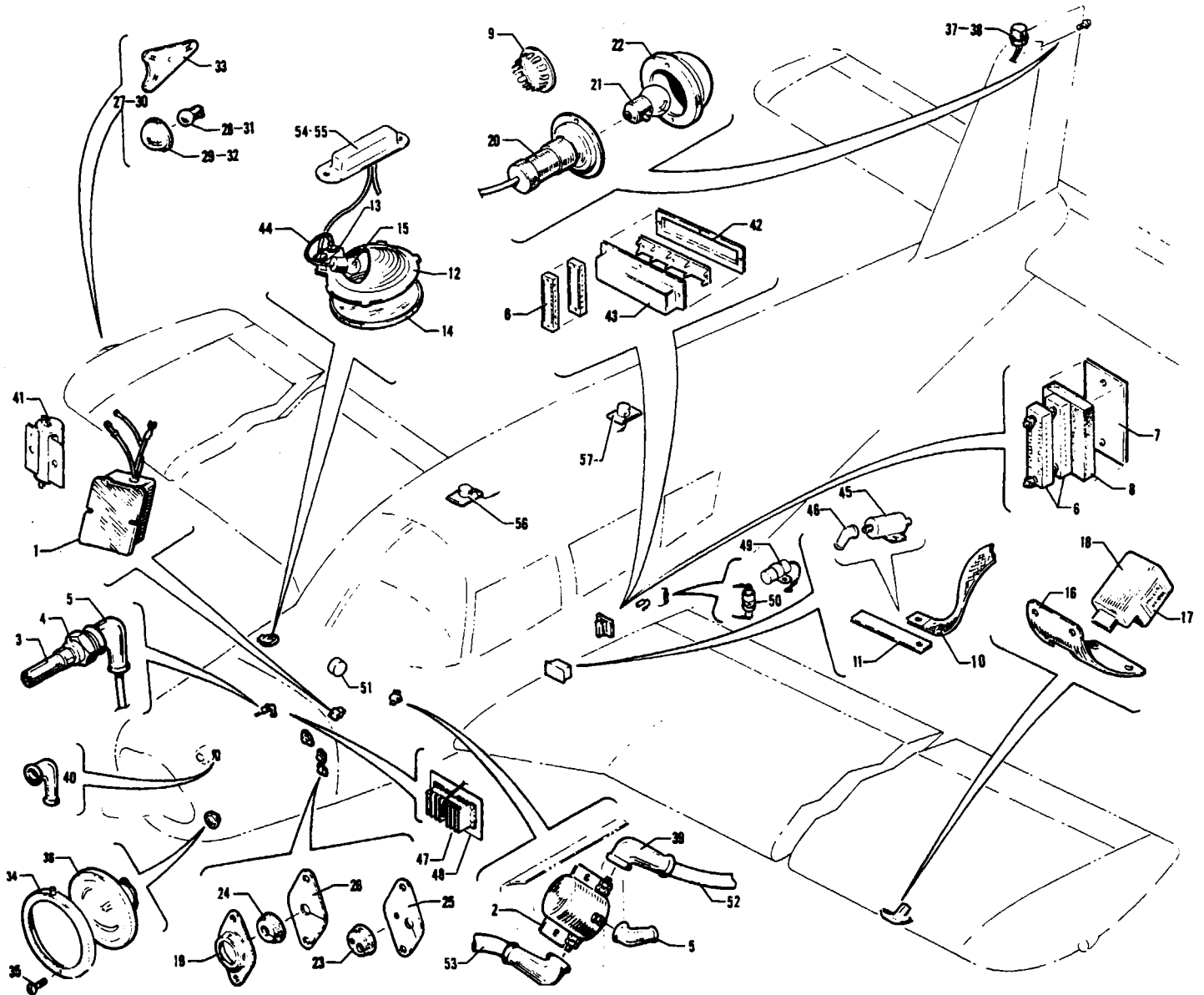


Figure 98 Electrical System Installation

PIPER PARTS CATALOG

CODE EXPLANATIONS FOR FIGURE 98

- A - Optional equipment
- B - Used on PA-32-260 with serial numbers 32-1 to 32-1110 inclusive, and PA-32-300 with serial numbers 32-40000 to 32-40565 inclusive
- C - Used on PA-32-260 with serial numbers 32-1111 and up, and PA-32-300 with serial numbers 32-40566 and up
- D - Used on PA-32-260 only
- E - Used on PA-32-300 only
- F - See Figure 106 if strobe light is installed
- G - Used on PA-32-260 with serial numbers 32-1111 to 32-7400061 inclusive, and PA-32-300 with serial numbers 32-40566 to 32-7440182 inclusive
- H - Used on PA-32-260 with serial numbers 32-7500001 and up, and PA-32-300 with serial numbers 32-7540001 and up
- J - Used on PA-32-260 with serial numbers 32-1111 to 32-7700023 inclusive, and PA-32-300 with serial numbers 32-40566 to 32-7740113 inclusive
- K - Used on PA-32-260 with serial numbers 32-7800001 and up, and PA-32-300 with serial numbers 32-7840001 and up
- L - Used on PA-32-260 with serial numbers 32-1 to 32-7700023 inclusive, and PA-32-300 with serial numbers 32-40000 to 32-7740113 inclusive
- W - These parts must be ordered from Service Spares Department, Piper Aircraft, Lock Haven, Penna

PIPER PARTS CATALOG

Figure and Index Number	Part Number	Code	NOMENCLATURE	No. Req.	SERIAL NUMBERS AFFECTED
98-	68800	B	DRAWING - Electrical System Installation		
	69380	G	DRAWING - Electrical System Installation		
	69794	H	DRAWING - Electrical System Installation		
-1	68804-03		REGULATOR - Voltage	1	
-2	99130-02	W	SOLENOID - Starter (487 169)	1	
-3	550 487		SENDING UNIT - Engine, oil temperature gauge (362-EW)	1	
-4	462 012	W	GASKET - (AH-1522) Engine unit	1	
-5	23969-02	W	NIPPLE - Sending unit and solenoid	2	
-6	488 462	B	BLOCK - Terminal (5 3 series)	2	
	488 545	C	BOARD ASSEMBLY - Terminal (MS25123-1-12)	1	
-7	63858-00	B	PLATE - Insulating	1	
-8	65214-00	B	SPACER - Insulating	1	
-9	453 639	W	BUTTON - Plug (HS-50726)	1	
-10	78140-199	D	WIRE ASSEMBLY - Ground plate	1	
	69050-04	E	WIRE ASSEMBLY - Ground plate	1	
-11	65222-00		PLATE - Fuel pump ground	1	32-1 to 32-375 inclusive
-12	68698-00	A,B	REFLECTOR ASSEMBLY - Forward baggage light	1	
	66632-00	A,J	REFLECTOR ASSEMBLY - Forward baggage light (with manual switch)	1	
	66632-02	A,K	REFLECTOR ASSEMBLY - Forward baggage light (less manual switch)	1	
-13	487 777	A,L,W	* SWITCH - Baggage light (5518) manual	1	
-14	12715-00	A,W	LENS - Baggage light	1	
-15	472 036	A,W	LAMP - Baggage light (89)	1	
-16	19807-00	W	PLATE - Lift detector mounting	1	
-17	450 741	W	DECAL - Lift detector (C52207-3)	1	
-18	450 742	W	DETECTOR - Lift (C52207-4)	1	
-19	66789-00		PLATE - Grommet, firewall seal	8	
-20	472 736	A,W	LIGHT - White (A2064-1073) Tail light	1	
-21	753 431	A,W	* BULB - (1073) Tail light	1	
-22	751 203	A,W	* LENS - White tail light	1	
-23	68770-05		GROMMET - Firewall	2	
-24	68770-04		GROMMET - Firewall	4	
-25	68771-05		GASKET - Firewall	1	
-26	68771-04		GASKET - Firewall	2	
-27	472 665	A,F,W	LIGHT - Red (A1285-R12) Navigation	1	
-28	751 381	A,F,W	* BULB - (1512) Navigation	1	
-29	751 202	A,F,W	* LENS - Red, navigation	1	
-30	472 666	A,F,W	LIGHT - Green (A1285-G12) Navigation	1	
-31	751 381	A,F,W	* BULB - (1512) Navigation	1	
-32	751 201	A,F,W	* LENS - Green, navigation	1	
-33	406 364	A,W	NUT - Special, light attachment (A6343-6Z3)	2	
-34	65372-00	A	RETAINER ASSEMBLY - Landing light	1	
-35	415 152	A,W	SCREW - Landing light (AN526-632R16)	1	
-36	472 661	A,W	BULB - Landing light (PS10008-4509)	1	
-37	452 410	A,F,W	BEACON - Rotating (Whelen WRML-12)	1	32-1 to 32-375 inclusive
	452 409	A,F	BEACON - Rotating (Grimes D7080A3-12)	1	32-376 to 32-499 inclusive
	452 410	A,F,W	BEACON - Rotating (Whelen WRML-12)	1	32-500 and up
	452 465	F	BEACON - Rotating (Grimes)	1	
-38	752 307	W	* BULB - Rotating beacon (Grimes A7079-12)	1	
	758 402		* BULB - Rotating beacon (Whelen WRM-1940)	1	
-39	66580-02		NIPPLE - Starter solenoid	2	
-40	23969-03	W	NIPPLE - Alternator	1	
-41	450 397		RELAY - Overvoltage (PS50034-1)	1	
-42	67404-02	C	COVER - Terminal strip, bottom, black	1	
-43	67404-03	C	COVER - Terminal strip, top, black	1	
-44	63874-00	L	PIGTAIL ASSEMBLY - Baggage light	1	
	63874-02	K	PIGTAIL ASSEMBLY - Baggage light	1	

When ordering, always specify Part Number, Description and Serial Number of Aircraft

PIPER PARTS CATALOG

Figure and Index Number	Part Number	Code	NOMENCLATURE	No. Req.	SERIAL NUMBERS AFFECTED
98-45	554 224		CAPACITOR - (PS10027-2-4)	1	
-46	23969-02	W	NIPPLE - Capacitor	2	
-47	79412-03	H	DIODE AND COOLER ASSEMBLY	1	
-48	79413-02	H	SHIELD - Cooler assembly	1	
-49	63897-04		CAPACITOR ASSEMBLY - (with one wire lead)	1	
-50	460 594		FILTER - (NFIC-270-4) (with two wire leads)	1	
-51	35214-00		HORN - Stall warning	1	
-52	68807-05		WIRE ASSEMBLY - Battery to starter solenoid	1	
-53	68807-18		WIRE ASSEMBLY - Starter solenoid to starter	1	
-54	37939-02	K	COVER AND SWITCH ASSEMBLY - Baggage light	1	
-55	37873-03	K	* SWITCH - Baggage light, magnetic	1	
-56	37871-05	K	LIGHT ASSEMBLY - Courtesy, forward	1	
-57	37871-03	K	LIGHT ASSEMBLY - Courtesy, aft	1	

When ordering, always specify Part Number, Description and Serial Number of Aircraft

PIPER PARTS CATALOG

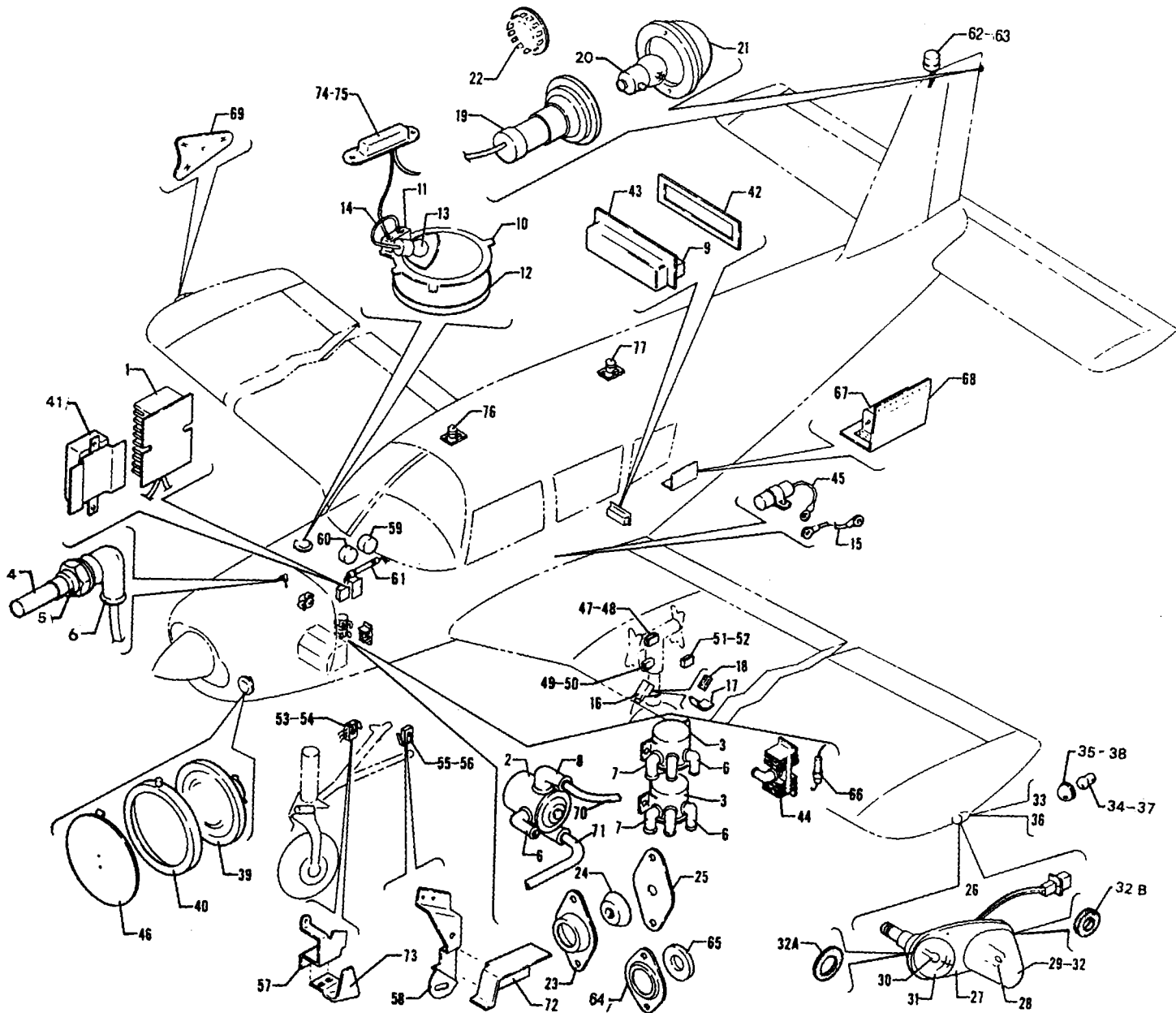


Figure 99 Electrical System Installation

PIPER PARTS CATALOG

CODE EXPLANATIONS FOR FIGURE 99

- A - Optional equipment.
- B - Must be used if an A.D F. Radio Installation is installed.
- W - These parts must be ordered from Service Spares Department, Piper Aircraft, Lock Haven, Penna.

PIPER PARTS CATALOG

Figure and Index Number	Part Number	Code	NOMENCLATURE	No. Req.	SERIAL NUMBERS AFFECTED
99-	38004		DRAWING - Electrical System Installation		
-1	68804-03		REGULATOR - Voltage (B-00331-2)	1	
-2	99130-02	W	SOLENOID - Starter (487 169)	1	
-3	484 373	W	RELAY - Landing gear power (24059)	2	
-4	550 487		SENDING UNIT - Engine, oil temperature gauge (362-EW)	1	
-5	462 012	W	GASKET - (AH1 522) Engine unit	1	
-6	23969-02	W	NIPPLE - Sending unit and solenoids	8	
-7	23969-03	W	NIPPLE - Alternator and relays	5	
-8	23969-05	W	NIPPLE - Solenoid	2	
-9	488 545		BOARD ASSEMBLY - Terminal (MS25123-1-12)	1	
-10	66632-00		REFLECTOR ASSEMBLY - Forward baggage light	1	32R-7680001 to 32R-7780549 incl
	66632-02		REFLECTOR ASSEMBLY - Forward baggage light	1	32R-7880001 and up
-11	487 777	W	* SWITCH - (5518) Baggage light	1	32R-7680001 to 32R-7780549 incl
-12	12715-00	W	LENS - Baggage light	1	
-13	472 036	W	LAMP - Baggage light (89)	1	
-14	63874-00		PIGTAIL ASSEMBLY - Baggage light	1	32R-7680001 to 32R-7780549 incl
	63874-02		PIGTAIL ASSEMBLY - Baggage light	1	32R-7880001 and up
-15	69050-04		WIRE ASSEMBLY - Ground plate	1	
-16	450 742	W	DETECTOR - Lift (C52207-4)	1	
-17	450 745		PLATE - Lift detector mounting (C52207-2)	1	
-18	450 741	W	DECAL - Lift detector (C52207-3)	1	
-19	472 736	A.W	LIGHT - White (A2064-1073)	1	
-20	753 431	A.W	* BULB - (1073)	1	
-21	751 203	A.W	* LENS - White	1	
-22	453 639	W	BUTTON - Plug (HS-50726)	1	
-23	66789-00		PLATE - Grommet, firewall seal	2	
-24	68770-04		GROMMET - Firewall	2	
-25	68771-04		GASKET - Firewall	1	
-26	761 158	W	LIGHT ASSEMBLY - Navigation and strobe, wing tip, red (unshielded)	1	
	761 191	B	LIGHT ASSEMBLY - Navigation and strobe, wing tip, red (shielded)	1	
	761 159		LIGHT ASSEMBLY - Navigation and strobe, wing tip, green (unshielded)	1	
	761 192	B	LIGHT ASSEMBLY - Navigation and strobe, wing tip, green (shielded)	1	
-27	756 037	W	* RETAINER - Unshielded light lens	1	
-28	761 156	W	* TUBE ASSEMBLY - Flash, tip	1	
-29	761 157	W	* LENS - Wing tip strobe (unshielded)	1	
-30	751 202	W	* LENS - Navigation, red	1	
	751 201	W	* LENS - Navigation, green	1	
-31	751 381	W	* BULB - (1512)	1	
-32	761 162	B.W	* LENS AND RETAINER ASSEMBLY - Wing tip strobe (shielded)	1	
-32a	755 075	W	* GASKET - Navigation light (W1283)	1	
-32b	755 076	W	* GASKET - Wing strobe (A-427-4)	1	
-33	472 665	W	LIGHT - Red (A1 285-R12) navigation	1	
-34	751 381	W	* BULB - (1512) Navigation	1	
-35	751 202	W	* LENS - Red, navigation	1	
-36	472 666	W	LIGHT - Green (A1 285-G12) navigation	1	
-37	751 381	W	* BULB - (1512) Navigation	1	
-38	751 201	W	* LENS - Green, navigation	1	
-39	472 661	A.W	BULB - Landing light (PS10008-4509)	1	
-40	65372-00	A	RETAINER ASSEMBLY - Landing light	1	
-41	450 397		RELAY - Overvoltage (PS50034-1)	1	
-42	67404-02		COVER - Terminal strip, bottom	1	
-43	67404-03		COVER - Terminal strip, top	1	
-44	79412-03		DIODE AND COOLER ASSEMBLY	1	

When ordering, always specify Part Number, Description and Serial Number of Aircraft

PIPER PARTS CATALOG

Figure and Index Number	Part Number	Code	NOMENCLATURE	No. Req	SERIAL NUMBERS AFFECTED
99-45	63897-04		CAPACITOR ASSEMBLY	1	
-46	12761-02	W	COVER ASSEMBLY - Landing light opening	1	
-47	67411-02		SWITCH - Down limit, main gear, left	1	
	67411-04		SWITCH - Down limit, main gear, right	1	
-48	451 823		* ACTUATOR - (JE-73)	1	
-49	67411-08		SWITCH - Squat, main gear, left	1	
-50	451 823		* ACTUATOR - (JE-73)	1	
-51	67411-05		SWITCH - Up limit, main gear, left	1	
	67411-07		SWITCH - Up limit, main gear, right	1	
-52	451 823		* ACTUATOR - (JE-73)	1	
-53	67411-21		SWITCH - Down limit, nose gear	1	
-54	451 823		* ACTUATOR - (JE-73)	1	
-55	67411-06		SWITCH - Up limit, nose gear	1	
-56	451 823		* ACTUATOR - (JE-73)	1	
-57	38251-02		CLIP - Limit switch, down	1	
-58	38251-03		CLIP - Limit switch, up	1	
-59	35214-00		HORN - Stall warning	1	
-60	565 288	W	HORN - Gear warning (02054-3)	1	
-61	38149-00		FLASHER ASSEMBLY - Gear warning	1	
-62	452 410	W	BEACON - Rotating (Whelen WRML-12)	1	
	452 465		BEACON - Rotating (Grimes)	1	
-63	758 402		* BULB - Rotating beacon (Whelen WRM-1940)	1	
	752 307	W	* BULB - Rotating beacon (Grimes A7079-12)	1	
-64	18321-00	W	PLATE - Firewall seal	2	
-65	63915-23	W	GROMMET - Firewall seal	2	
-66	461 629		FUSE - 5 Ampere (311005)	2	
-67	763 469	W	POWER SUPPLY - Strobe	1	
-68	99031-00		BRACKET ASSEMBLY - Power supply mounting	1	
-69	406 393	A	NUT - Special, light attachment (A18828-6Z-3)	2	
-70	69325-123		WIRE ASSEMBLY - Battery to starter solenoid	1	
-71	69325-124		WIRE ASSEMBLY - Starter solenoid to starter	1	
-72	38252-02		BRACKET - Nose landing switch shield	1	
-73	38252-03		BRACKET - Nose landing switch shield	1	
-74	37939-02		COVER AND SWITCH ASSEMBLY - Baggage light	1	32R-7880001 and up
-75	37873-03		* SWITCH - Baggage light, magnetic	1	32R-7880001 and up
-76	37871-05		LIGHT ASSEMBLY - Courtesy, forward	1	32R-7880001 and up
-77	37871-04		LIGHT ASSEMBLY - Courtesy, aft	1	32R-7880001 and up

When ordering, always specify Part Number Description and Serial Number of Aircraft

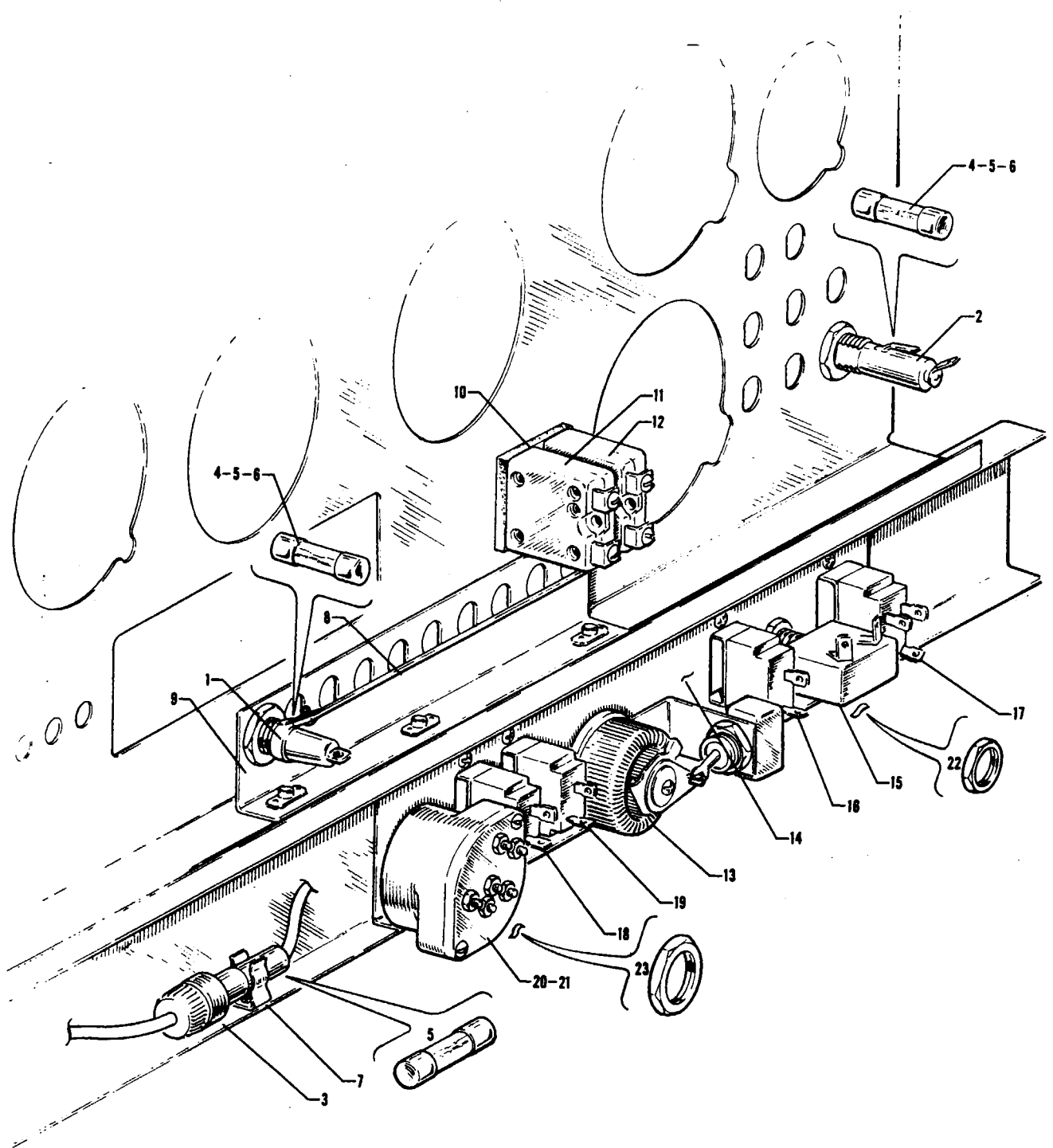


Figure 100. Instrument Panel Electrical Installation
(PA-32-260 - Serial Nos. 32-1 to 32-1110 inclusive)
(PA-32-300 - Serial Nos. 32-40000 to 32-40585 inclusive)

PIPER PARTS CATALOG

CODE EXPLANATIONS FOR FIGURE 100

- A - Used on PA-32-260 with serial numbers 32-1 to 32-1110 inclusive, and PA-32-300 with serial numbers 32-40000 to 32-40565 inclusive.
- B - If matching switch and door locks are desired, order Kit 470 712.
- C - Optional equipment.
- W - These parts must be ordered from Service Spares Department, Piper Aircraft, Lock Haven, Penna.

PIPER PARTS CATALOG

Figure and Index Number	Part Number	Code	NOMENCLATURE	No. Req.	SERIAL NUMBERS AFFECTED
100-	68806		DRAWING - Harness Installation		
-1	465 256	W	HOLDER - Fuse (HKP-GG)	9	
-2	465 257		HOLDER - Fuse (342001)	5	
-3	465 258		HOLDER - Fuse (155020)	3	
-4	461 623	W	FUSE - 5 Ampere (AGG-5)	9	
-5	461 622	W	FUSE - 10 Ampere (AGG-10)	6	
-6	461 621	W	FUSE - 15 Ampere (AGG-15)	2	
-7	454 873	W	CLIP - Fuse holder (125002)	3	
-8	63080-00		BAR - Terminal, fuse holder	1	
-9	62403-00		ANGLE ASSEMBLY - Fuse holder	1	
-10	68808-00		SPACER - Insulating, circuit protector	2	
-11	454 700		CIRCUIT BREAKER (PS50120-1-1)	1	
-12	454 701		CIRCUIT BREAKER (PS50120-1-12)	1	
-13	18492-02	C,W	RHEOSTAT ASSEMBLY	1	
-14	68836-00		ANGLE ASSEMBLY - Switch mounting	1	
-15	487 844		SWITCH - Starter (91100)	1	
-16	99377-02		SWITCH - Fuel pump (8911K578)	1	
-17	487 868		SWITCH - Master (8911K577)	1	
-18	99377-06		SWITCH - Anti-collision (8911K659)	1	
-19	99377-03		SWITCH - Landing light (8911K580)	1	
-20	752 892	B,W	SWITCH ASSEMBLY - Ignition (10-357290-1)	1	
-21	752 328	B,W	LOCK - Ignition switch (10-377007)	1	
-22	406 666		NUT - (RE5832)	1	
-23	406 667		NUT - (RZ001465)	1	

When ordering, always specify Part Number, Description and Serial Number of Aircraft

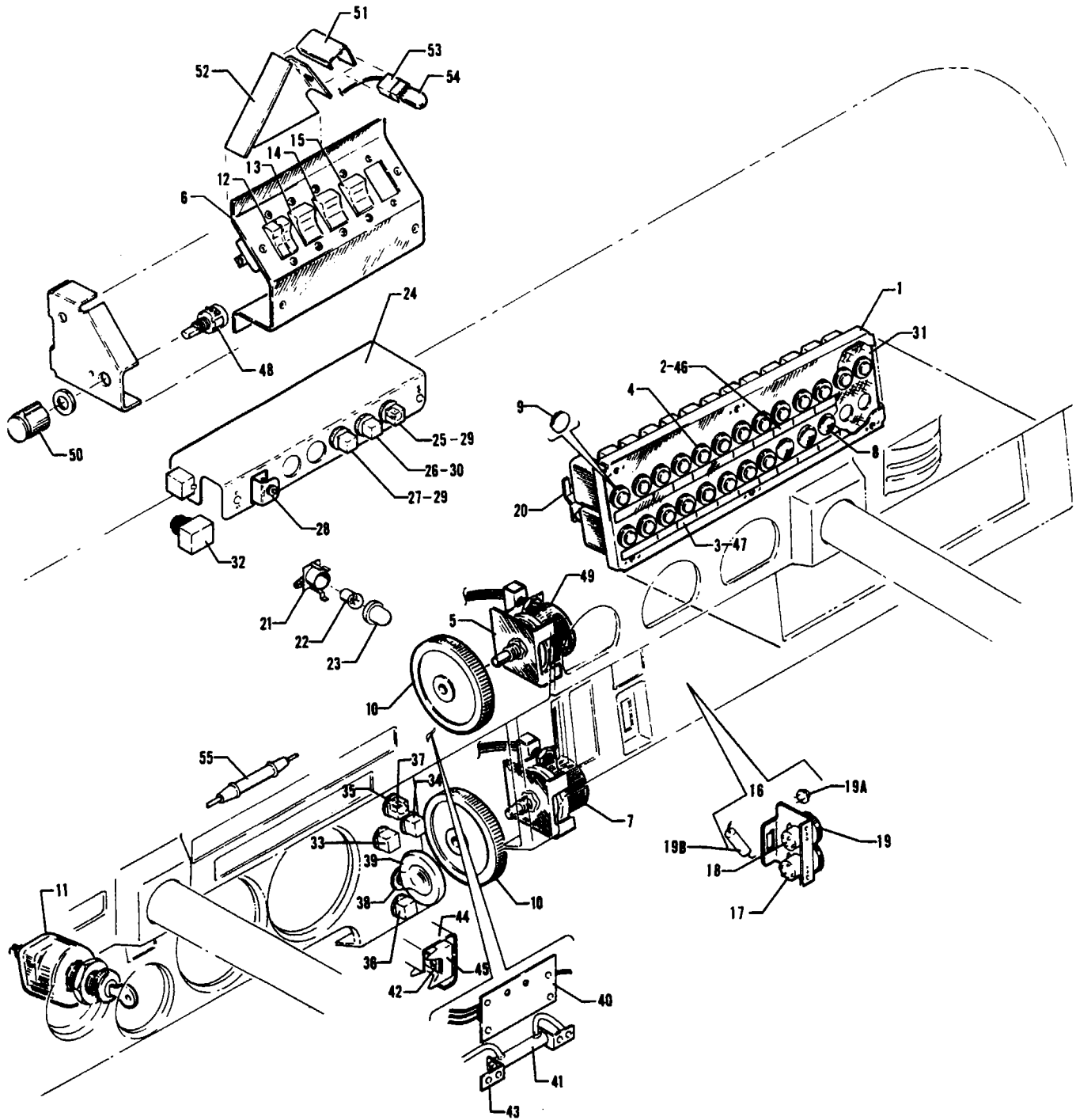


Figure 101 Instrument Panel Electrical Installation
 (PA-32-260 - Serial Nos 32-1111 and up)
 (PA-32-300 - Serial Nos 32-40566 and up)
 (PA-32R-300 - Serial Nos 32R-7680001 and up)

REVISED: APRIL 1980

PIPER PARTS CATALOG

CODE EXPLANATIONS FOR FIGURE 101

- A - Used on PA-32-260 with serial numbers 32-1111 and up, PA-32-300 with serial numbers 32-40566 and up, and PA-32R-300
- B - Used on PA-32-260 with serial numbers 32-7100001 and up, PA-32-300 with serial numbers 32-7140001 and up, and PA-32R-300
- C - If matching ignition switch and door locks are desired, order Kit, 470 729
- D - Used on PA-32-260 with serial numbers 32-7200001 to 32-7300076 inclusive, and PA-32-300 with serial numbers 32-7240001 to 32-7340201 inclusive
- E - Used on PA-32-260 with serial numbers 32-7400001 and up, PA-32-300 with serial numbers 32-7440001 and up, and PA-32R-300
- F - See Figure 106 if wing tip strobe lights are installed on PA-32-260 and PA-32-300 only
- G - Used on PA-32-260 with serial numbers 32-1111 to 32-7300076 inclusive, and PA-32-300 with serial numbers 32-40566 to 32-7340201 inclusive
- H - Used on PA-32-260 with serial numbers 32-1111 to 32-7100038 inclusive, and PA-32-300 with serial numbers 32-40566 to 32-7140086 inclusive
- J - Used on PA-32-260 with serial numbers 32-7400001 to 32-7400061 inclusive, and PA-32-300 with serial numbers 32-7440001 to 32-7440182 inclusive
- K - Used on PA-32-260 with serial numbers 32-7500001 and up, and PA-32-300 with serial numbers 32-7540001 and up
- L - Used on PA-32R-300 only
- M - Used on PA-32-260 with serial numbers 32-7500001 and up, PA-32-300 with serial numbers 32-7540001 and up, and PA-32R-300
- N - Used on PA-32-260 with serial numbers 32-1111 to 32-1320 inclusive, and PA-32-300 with serial numbers 32-40566 to 32-41018 inclusive
- O - Used if strobe light or rotating beacon only is installed on PA-32R-300
- P - If matching ignition switch and door locks are desired, order Kit 87323-04
- Q - Used on PA-32-260 with serial numbers 32-7600002 and up, PA-32-300 with serial numbers 32-7640030 and up, and PA-32R-300 with serial numbers 32R-7680014 and up
- R - Used on PA-32-260 with serial numbers 32-7800001 and up, PA-32-300 with serial numbers 32-7840001 and up, and PA-32R-300 with serial numbers 32R-7885002 and up
- S - Used on PA-32R-300 with serial numbers 32R-7880033 and up Also used on PA-32R-300 with serial numbers 32R-7680001 to 32R-7880032 inclusive if Gear Extension Replacement Kit 763 816V has been installed
- T - Used on PA-32-260 with serial numbers 32-1111 to 32-7600001 inclusive, PA-32-300 with serial numbers 32-40566 to 32-7640029 inclusive, and PA-32R-300 with serial numbers 32R-7680001 to 32R-7680013 inclusive
- U - Used on PA-32-260 with serial nos 32-7400001 to 32-7700023 incl , PA-32-300 with serial nos 32-7440001 to 32-7840083 incl , and PA-32R-300 with serial nos 32R-7680001 and up
- V - Used on PA-32-260 with serial nos 32-7800001 and up, and PA-32-300 with serial nos 32-7840084 and up
- W - These parts must be ordered from Service Spares Department, Piper Aircraft, Lock Haven, Penna
- X - Used on PA-32-300 only

PIPER PARTS CATALOG

Figure and Index Number	Part Number	Code	NOMENCLATURE	No Req	SERIAL NUMBERS AFFECTED
101-	69381	G	DRAWING - Harness Installation		
	69779	J	DRAWING - Harness Installation		
	69794	K	DRAWING - Electrical Installation		
	38004	L	DRAWING - Electrical Installation		
-1	69506-00	H	PANEL ASSEMBLY - Circuit breaker	1	
	99696-02	D	PANEL ASSEMBLY - Circuit breaker	1	
	99696-03	E	PANEL ASSEMBLY - Circuit breaker	1	
-2	99695-03	D	* PLACARD - Circuit breaker panel	1	
-3	99695-04	D	* PLACARD - Circuit breaker panel	1	
-4	454 706		CIRCUIT BREAKER - (PS50120-1-2) 5 amp, Mech Products, Inc	AR	
	454 719		CIRCUIT BREAKER - (PS50120-1-3) 7 5 amp, Mech Products, Inc	AR	
	454 707		CIRCUIT BREAKER (PS50120-1-5) 10 amp, Mech Products, Inc	AR	
	454 708		CIRCUIT BREAKER - (PS50120-1-7) 15 amp, Mech Products Inc	AR	
	454 710		CIRCUIT BREAKER - (PS50120-1-11) 25 amp, Mech Products, Inc	AR	
	454 668	X	CIRCUIT BREAKER - (PS50120-3-8) 5 amp, Wood Electric Corp	AR	32-7940254 and up
	454 669	X	CIRCUIT BREAKER - (PS50120-3-13) 10 amp, Wood Electric Corp	AR	32-7940254 and up
	454 670	X	CIRCUIT BREAKER - (PS50120-3-15) 15 amp, Wood Electric Corp	AR	32-7940254 and up
	454 678	X	CIRCUIT BREAKER - (PS50120-3-11) 7 5 amp, Wood Electric Corp	AR	32-7940254 and up
-5	69351-00	G	MOUNT - Rheostat	2	
-6	69346-00		PLATE ASSEMBLY - Switch	1	
-7	68812-04	G,W	RHEOSTAT ASSEMBLY - Cockpit light	1	
-8	453 602		BUTTON - Plug (SS48152)	20	
-9	453 766	W	BUTTON - Plug (SS48154)	1	
-10	66748-00	G	KNOB - Rheostat	2	
-11	757 597	C.T	SWITCH - Ignition (10-357210-1)	1	
	762 438	P,Q	SWITCH - Ignition (10-357200-1)	1	
-12	99377-05		SWITCH - Main	1	
-13	99377-02		SWITCH - Fuel pump (8911K578)	1	
-14	99377-06	F,O	SWITCH - Strobe light (8911K659)	1	
	99377-07	L	SWITCH - Strobe light and rotating beacon (8911K660)	1	32R-7680181 and up
-15	99377-03		SWITCH - Landing light (8911K580)	1	
-16	79203-02	J	CONTROL ASSEMBLY - Dimmer	1	
	37399-02	M	CONTROL ASSEMBLY - Dimmer	1	
-17	67436-04	E	* SWITCH - Potentiometer	1	
-18	67436-06	E	* SWITCH - Potentiometer	1	
-19	67437-00	E	* KNOB - Potentiometer	2	
-19a	489 440	E	* TRANSISTOR - (2N3055)	2	
-19b	484 498	E	* RESISTOR - (22 ohm, 1 watt)	2	
-20	66744-00	N	STRIP - Circuit breaker	1	
	67412-04	B	STRIP - Circuit breaker	1	
-21	565 516	M	HOLDER ASSEMBLY - Instrument light (PS10082-1-1)	14	
-22	472 056	M	LAMP - (53) Clear	18	
-23	460 602	M	FILTER - Lunar white (1813-26)	14	
-24	79333-00	M	PANEL ASSEMBLY - Annunciator	1	
-25	67422-12	M	* LIGHT - Indicator (OIL)	1	
-26	67422-14	M	* LIGHT - Indicator (ALT)	1	

When ordering, always specify Part Number, Description and Serial Number of Aircraft

PIPER PARTS CATALOG

Figure and Index Number	Part Number	Code	NOMENCLATURE	No. Req	SERIAL NUMBERS AFFECTED
101-27	67422-13	M	* LIGHT - Indicator (VAC)	1	
-28	487 904	M.W	* SWITCH - (39-1)	1	
-29	472 054	M.W	* BULB - (PS10008-330)	2	
-30	453 695	M.W	* BULB - (PS10008-328)	1	
-31	67409-00		SPACER - Circuit breaker	1	
-32	67422-11	L	LIGHT - Indicator (warning gear unsafe)	1	
-33	67422-05	L	LIGHT - Indicator (left gear)	1	
-34	67422-06	L	LIGHT - Indicator (right gear)	1	
-35	67422-07	L	LIGHT - Indicator (nose gear)	1	
-36	67422-10	L	LIGHT - Indicator (auto extender off)	1	
-37	472 054	L,W	BULB - (PS10008-330)	5	
-38	487 936	L	SWITCH - Landing gear (8906K1385)	1	
-39	67439-00	L	KNOB - Landing gear switch	1	
-40	38255-02		BLOCK ASSEMBLY	1	
-41	63866-03	L	RESISTOR ASSEMBLY - Gear indicator lights	1	
-42	35207-00	L	BAR - Bus, terminal strip	1	
-43	63222-00	L	CLIP - Resistor assembly	2	
-44	79205-00	L	COVER - Terminal strip	1	
-45	588 432	L	STRIP - Terminal (MS25123-1-4B)	1	
-46	99695-16	U	PLACARD - Circuit breaker panel	1	
	35669-60	V	PLACARD - Circuit breaker panel	1	
-47	69669-93	U	PLACARD - Circuit breaker panel	1	
	35669-61	V	PLACARD - Circuit breaker panel	1	
-48	95228-03	R	DIMMER ASSEMBLY - Switch panel	1	
-49	68812-03	G	RHEOSTAT ASSEMBLY - Cockpit light	1	
-50	571 162	R	KNOB - Dimmer (RB-67-1-SB-M)	1	
-51	37999-02	R	SHIELD - Lamp switch	1	
-52	37998-02	R	SHIELD - Light assembly	1	
-53	69960-02	R	SOCKET ASSEMBLY - Panel light	1	
-54	472 081	R	LAMP - (PS10008-658)	1	
-55	38149-05	S	FLASHER ASSEMBLY - Gear warning	1	

When ordering, always specify Part Number, Description and Serial Number of Aircraft

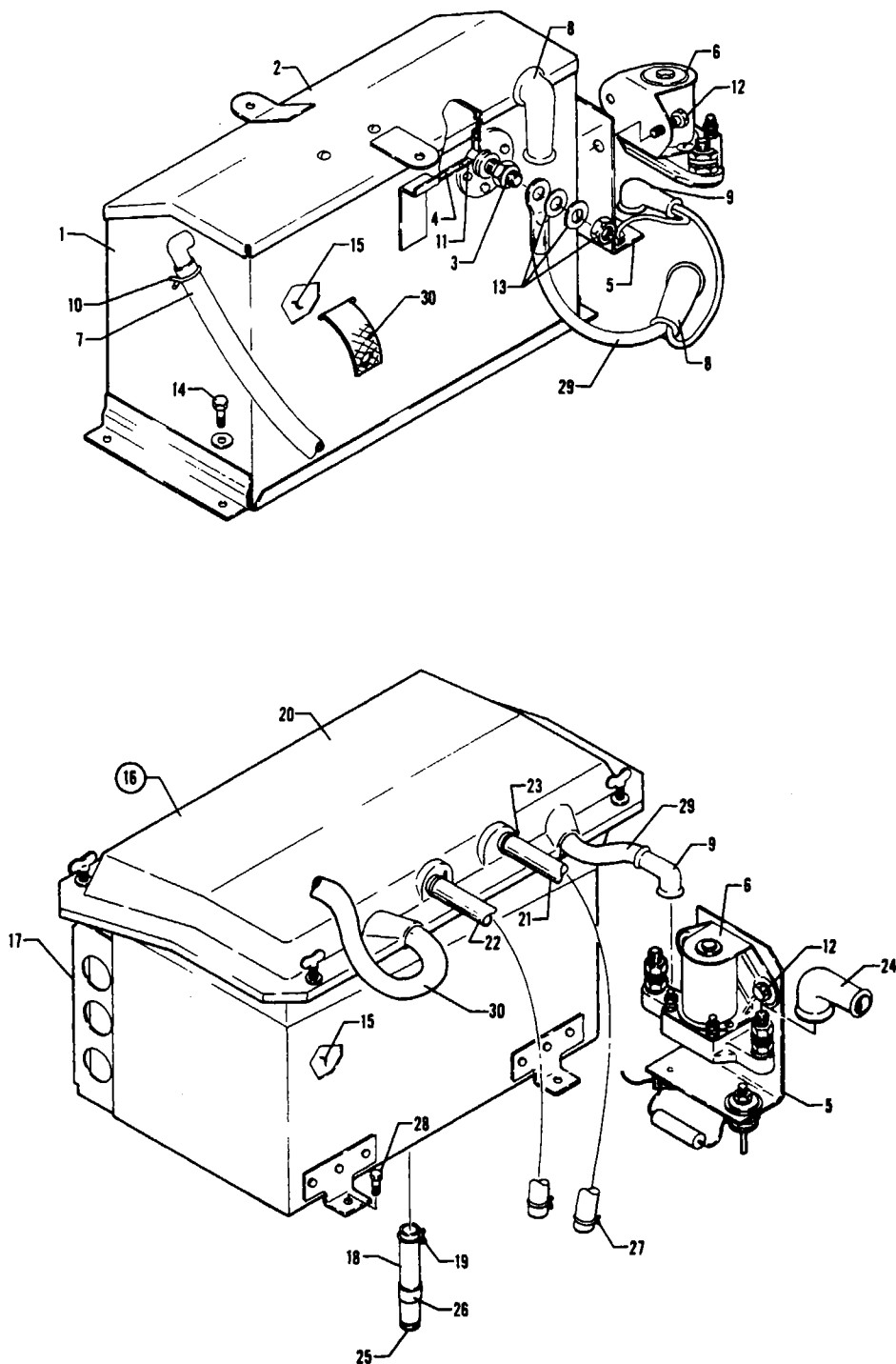


Figure 102 Battery Box Installation

2J16

REVISED: APRIL 1980

PA-32-26
PA-32-300
PA-32R-300

PIPER PARTS CATALOG

CODE EXPLANATIONS FOR FIGURE 102

- A - Used on PA-32-260 with serial numbers 32-1 to 32-1110 inclusive, and PA-32-300 with serial numbers 32-40000 to 32-40565 inclusive.
- B - Used on PA-32-260 with serial numbers 32-1111 to 32-7400061 inclusive, and PA-32-300 with serial numbers 32-40566 to 32-7440182 inclusive.
- C - Used on PA-32-260 with serial numbers 32-7500001 and up, and PA-32-300 with serial numbers 32-7540001 and up.
- D - Used on PA-32R-300 only.
- E - Used on PA-32-260 and PA-32-300 only.
- W - These parts must be ordered from Service Spares Department, Piper Aircraft, Lock Haven, Penna.

PIPER PARTS CATALOG

Figure and Index Number	Part Number	Code	NOMENCLATURE	No. Req.	SERIAL NUMBERS AFFECTED
102-	68800	A	DRAWING - Electrical System Installation		
	69380	B	DRAWING - Electrical System Installation		
	69794	C	DRAWING - Electrical System Installation		
	38004	D	DRAWING - Electrical System Installation		
-1	68802-00	E	BOX ASSEMBLY - Battery	1	
-2	63977-00	E	LID ASSEMBLY - Battery box	1	
-3	68616-00	E	TERMINAL ASSEMBLY	1	
-4	17555-00	C,W	PLATE	1	
-5	62279-00		DIODE ASSEMBLY - Master relay	1	
-6	455 151	W	RELAY - Power	1	
-7	63904-07	E	HOSE - Battery vent, outboard	1	
	63904-13	E	HOSE - Battery vent, inboard	1	
-8	23969-05	E,W	NIPPLE	2	
-9	23969-02	E,W	NIPPLE	2	
-10	454 983	E,W	CLAMP - (SAE TY E8)	4	
-11	81342-56	E	WASHER - Terminal, battery box	1	
-12	401 307	W	BOLT - (AN4-4A)	2	
	407 565	W	WASHER - (AN960-416)	2	
-13	404 638	E,W	NUT - (AN340B516)	2	
	407 586	E,W	WASHER - (AN960-516L)	2	
	407 566	E,W	WASHER - (AN960-516)	1	
	407 106	E,W	WASHER - (AN935-516)	1	
-14	401 306	E,W	BOLT - (AN3-4A)	4	
	407 584	E,W	WASHER - (AN960-10L)	4	
-15	450 030	W	BATTERY - (S25) 25 Ampere hour	1	
	450 035	W	BATTERY - (R35) 35 Ampere hour	1	
-16	38062-02	D	BOX ASSEMBLY - Battery	1	
-17	38062-10	D	BRACKET ASSEMBLY - Mounting	2	
-18	63904-86	D	HOSE - Drain	1	
-19	454 983	D,W	CLAMP - (SAE TY E8)	1	
-20	38062-04	D	LID ASSEMBLY - Battery box	1	
-21	63904-64	D	HOSE - Battery vent, left	1	
-22	63904-87	D	HOSE - Battery vent, right	1	
-23	454 983	D,W	CLAMP - (SAE TY E8)	2	
-24	66680-02	D	NIPPLE	2	
-25	582 199	D	PLUG - (PD40)	1	
-26	453 831	D,W	BUSHING - Snap (PS10064-687-9)	1	
-27	454 983	D,W	CLAMP - (SAE TY E8)	2	
-28	401 306	D,W	BOLT - (AN3-4A)	6	
-29	68807-04	E	WIRE ASSEMBLY - Positive (9.50")	1	
	69325-130	D	WIRE ASSEMBLY - Positive (10.00")	1	
-30	63890-02	E	CABLE ASSEMBLY - Ground (12.38")	1	
	69325-129	D	WIRE ASSEMBLY - Ground (10.50")	1	

When ordering, always specify Part Number, Description and Serial Number of Aircraft

PIPER PARTS CATALOG

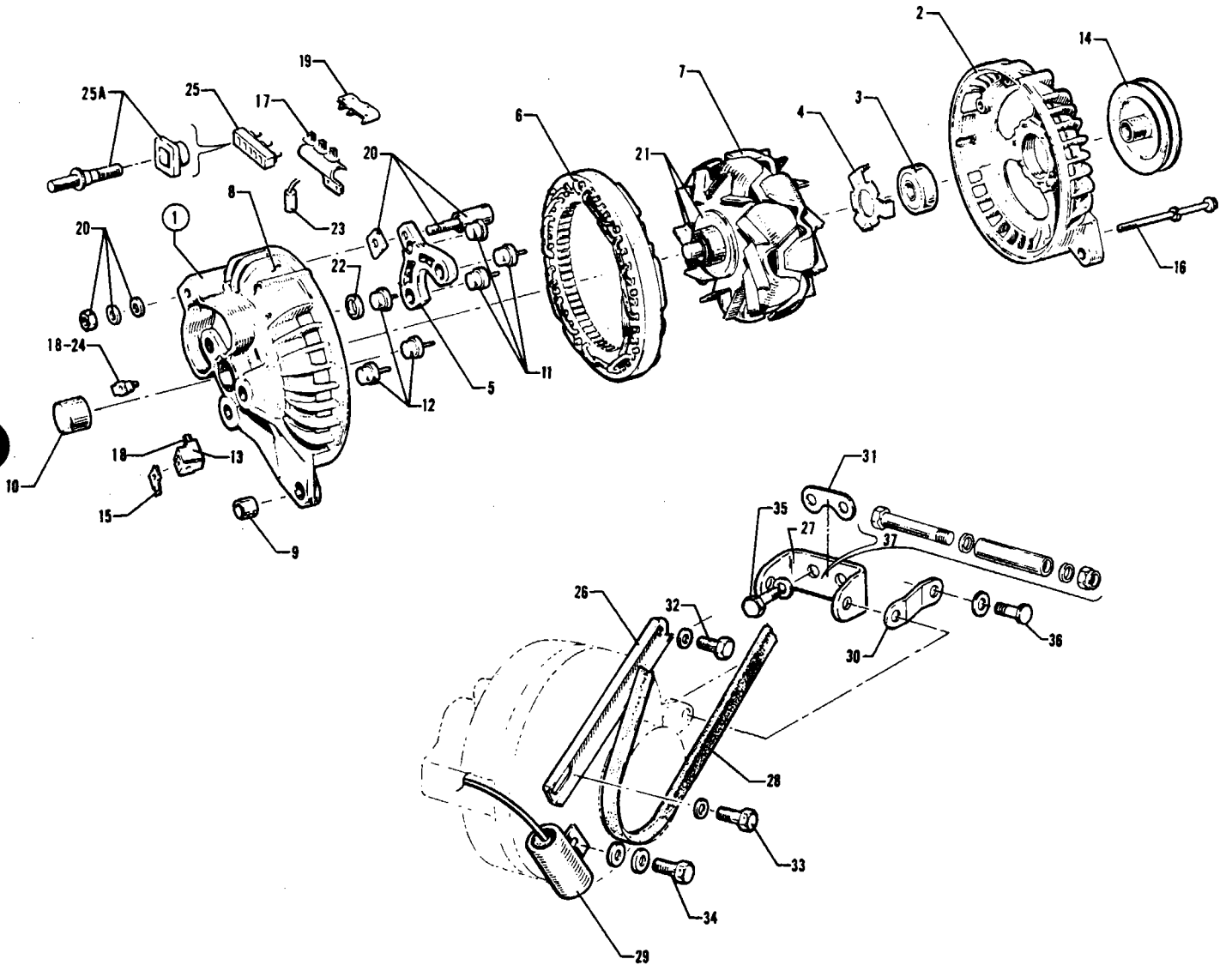


Figure 103 Alternator Installation (Chrysler)

REVISED: APRIL 1980

2J19

PA-32-260
PA-32-300
PA-32R-300

PIPER PARTS CATALOG

CODE EXPLANATIONS FOR FIGURE 103

- A - Refer to Figure 42 and 108 if Air Conditioning is installed
- B - Used on PA-32-300 and PA-32R-300
- C - Used with Alternator Assembly P/N 451 892 (Chrysler No 2642997) only
- D - Used with Alternator Assemblies P/N 99945-00 and 99945-03 (Chrysler No 3656624) only
- E - Used on PA-32-260 with serial numbers 32-1 to 32-7400061 inclusive, and PA-32-300 with serial numbers 32-40000 to 32-7440182 inclusive
- F - Used on PA-32-260 with serial numbers 32-7500001 and up, PA-32-300 with serial numbers 32-7540001 to 32-7940028 inclusive, and PA-32R-300
- G - Used on PA-32-260 only
- H - Used on PA-32-260 with serial numbers 32-7300061 and up, PA-32-300 with serial numbers 32-7340167 and up, and PA-32R-300 Also used on PA-32-260 with serial numbers 32-1 to 32-7300060 inclusive, and PA-32-300 with serial numbers 32-40000 to 32-7340166 inclusive if Alternator Installation Modification Kit 760 742 has been installed
- J - Used on PA-32-260 with serial numbers 32-1 to 32-7300060 inclusive, and PA-32-300 with serial numbers 32-40000 to 32-7340166 inclusive
- K - Used on PA-32-300 only
- L - Used with Alternator Assembly P/N 451 892 (Chrysler No 2642997), 99945-00 and 99945-03 (Chrysler No 3656624) only
- M - Used on PA-32-260 with serial nos 32-1 and up, PA-32-300 with serial nos 32-40000 to 32-7940184 incl , and PA-32R-300 with serial nos 32R-7680001 and up
- W - These parts must be ordered from Service Spares Department, Piper Aircraft, Lock Haven, Penna

PIPER PARTS CATALOG

Figure and Index Number	Part Number	Code	NOMENCLATURE	No. Req.	SERIAL NUMBERS AFFECTED
103-	99935		DRAWING - Alternator Installation		
-1	69670-00	E	ALTERNATOR ASSEMBLY - (Chrysler No 3656624)	1	
	69670-03	F	ALTERNATOR ASSEMBLY - (Chrysler No 3656624)	1	
	69670-04	K	ALTERNATOR ASSEMBLY - (Chrysler No 4111810)	1	32-7940029 and up
-2	756 159	L	* SHIELD ASSEMBLY - Drive end (2098634)	1	
-3	753 375	L	* BEARING - Drive end shield (2098478)	1	
-4	755 846	L	* PLATE - Bearing retainer (2095012)	1	
-5	751 955	C	* HEAT SINK - Rectifier (2095925)	1	
-6	756 250	C	* STATOR ASSEMBLY - (3656400)	1	
	757 745	D	* STATOR ASSEMBLY - (3438768)	1	
-7	755 943	C	* ROTOR ASSEMBLY - (2642195)	1	
	757 065	D	* ROTOR ASSEMBLY - (3656632)	1	
-8	760 928	C	* SHIELD ASSEMBLY - Rectifier end (2098646)	1	
	757 746	D	* SHIELD ASSEMBLY - Rectifier end (3438712)	1	
-9	753 380	C	* BUSHING - Alternator end shield (2095052)	1	
	758 249	D	* BUSHING - Alternator end shield (2098052)	1	
-10	753 376	L	* BEARING - Rectifier end shield (2098512)	1	
-11	755 944	C	* RECTIFIER - Positive (3000046)	3	
-12	755 945	C	* RECTIFIER - Negative (3000047)	3	
-13	751 956	C	* HOLDER - Brush (2095038)	1	
	758 369	D	* HOLDER - Brush (3438159)	1	
-14	757 311	L	* PULLEY ASSEMBLY - (2642706)	1	
-15	753 039	C	* TERMINAL - Field (2098642)	1	
-16	756 757	L	* KIT - (3) frame screws and (3) lock washers (2448261)	1	
-17	756 066	D	* RECTIFIER ASSEMBLY - Positive (3438727)	1	
-18	757 142	L	* KIT - Brush and insulator assembly (2084673)	1	
-19	756 067	D	* RECTIFIER ASSEMBLY - Negative (3438721)	1	
-20	756 759	C	* KIT - Internal capacitor and insulator (2421137)	1	
-21	757 143	C	* KIT - Rotor grease retainer, washer and slip ring (2586512)	1	
-22	756 761	C	* KIT - Rectifier heat sink spacers (2421138)	1	
-23	757 981	D	* CAPACITOR - (3438725)	1	
-24	758 251	C	* BRUSH ASSEMBLY PACKAGE - Horizontal (3420893)	1	
	758 368	D	* BRUSH ASSEMBLY PACKAGE - Horizontal (3837172)	1	
-25	761 913	D	* TERMINAL BLOCK - (3438729)	1	
-25a	758 366	L	* BATTERY TERMINAL PACKAGE - (3620794)	1	
-26	63531-00		CHANNEL - Alternator support	1	
-27	65199-00		BRACKET - Alternator support	1	
-28	452 541	G	BELT - "V" (8114-1814)	1	
	452 686	B	BELT - "V" (8114-3659)	1	
-29	63897-06		CAPACITOR ASSEMBLY	1	
-30	78483-00	H	STRUT - Alternator	1	
-31	582 172	H	PLATE - Lock (73383)	1	
-32	401 970		BOLT - (MS20074-05-05)	1	
	407 137	W	WASHER - (AN936-A516)	1	
-33	401 971		BOLT - (MS20074-05-06)	1	
	407 566	W	WASHER - (AN960-516)	2	
	407 137	W	WASHER - (AN936-A516)	1	
-34	401 971	M	BOLT - (MS20074-05-06)	1	
	401 970	K	BOLT - (MS20074-05-05)	1	32-7940185 and up
	407 566	M,W	WASHER - (AN960-516)	6	
	407 566	M,W	WASHER - (AN960-516)	2	32-7940185 and up

When ordering, always specify Part Number, Description and Serial Number of Aircraft

PIPER PARTS CATALOG

Figure and Index Number	Part Number	Code	NOMENCLATURE	No Req	SERIAL NUMBERS AFFECTED
103-35	401 970		BOLT - (MS20074-05-05)	2	
	407 137	J.W	WASHER - (AN936-A516)	2	
-36	401 971	H	BOLT - (MS20074-05-06)	1	
	62833-74	H	WASHER	1	
-37	764 092		ALTERNATOR MOUNTING HARDWARE KIT	1	

When ordering, always specify Part Number, Description and Serial Number of Aircraft

2J23 THRU 2J24
INTENTIONALLY LEFT BLANK

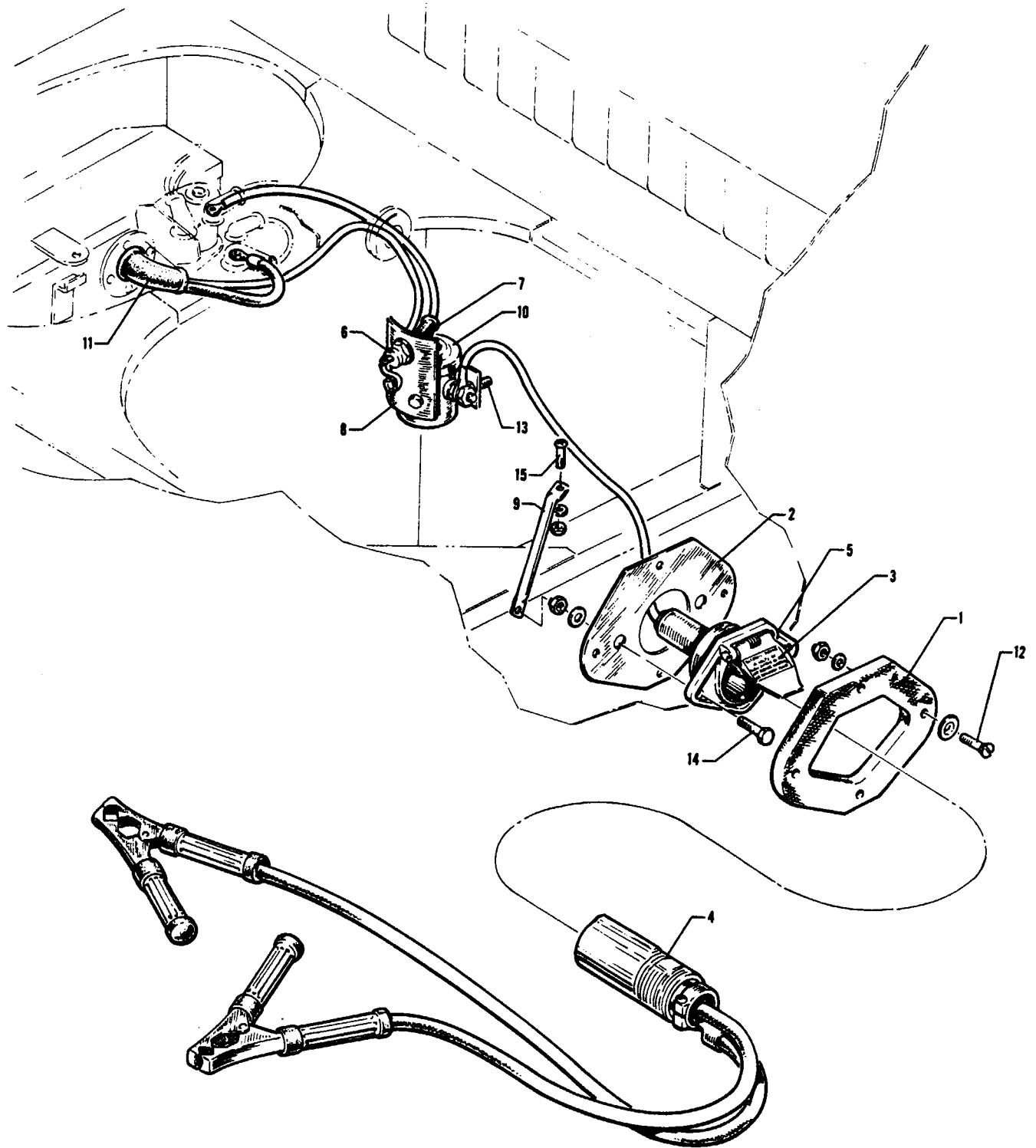


Figure 104. External Power Supply Installation

PIPER PARTS CATALOG

CODE EXPLANATIONS FOR FIGURE 104

W - These parts must be ordered from Service Spares Department, Piper Aircraft, Lock Haven, Penna.

PIPER PARTS CATALOG

Figure and Index Number	Part Number	Code	NOMENCLATURE	No. Req.	SERIAL NUMBERS AFFECTED
104-	68196		DRAWING - External Power Supply Installation		
-1	62226-00	W	SPACER - Auxiliary power receptacle	1	
-2	62227-00	W	PLATE - Auxiliary power receptacle	1	
-3	69669-173		PLACARD - External power	1	
-4	62355-02	W	PLUG ASSEMBLY - Power connector	1	
-5	62355-04		SOCKET ASSEMBLY - Power connector	1	
-6	456 728	W	DIODE - (IN3208)	1	
-7	476 673	W	NIPPLE - (MS25171-1S)	1	
-8	68198-00		SUPPORT - Diode	1	
-9	68195-00		TUBE - Support	1	
-10	484 373	W	RELAY - Power (24059)	1	
-11	66580-02		BOOT - (476 695)	1	
-12	416 794	W	SCREW - (AN507-1032R14)	4	
	494 087	W	WASHER - (A3235-020-1)	4	
	407 564	W	WASHER - (AN960-10)	4	
	404 835	W	NUT - (MS20364-1032C)	4	
-13	401 307	W	BOLT - (AN4-4A)	2	
	407 565	W	WASHER - (AN960-416)	2	
	404 888	W	NUT - (MS20365-428C)	2	
-14	400 728		BOLT - (AN25-11A)	2	
	407 566	W	WASHER - (AN960-516)	2	
	404 837	W	NUT - (MS20364-524C)	2	
-15	416 995	W	SCREW - (AN526-1032R8)	1	
	407 564	W	WASHER - (AN960-10)	1	
	404 835	W	NUT - (MS20364-1032C)	1	

When ordering, always specify Part Number, Description and Serial Number of Aircraft

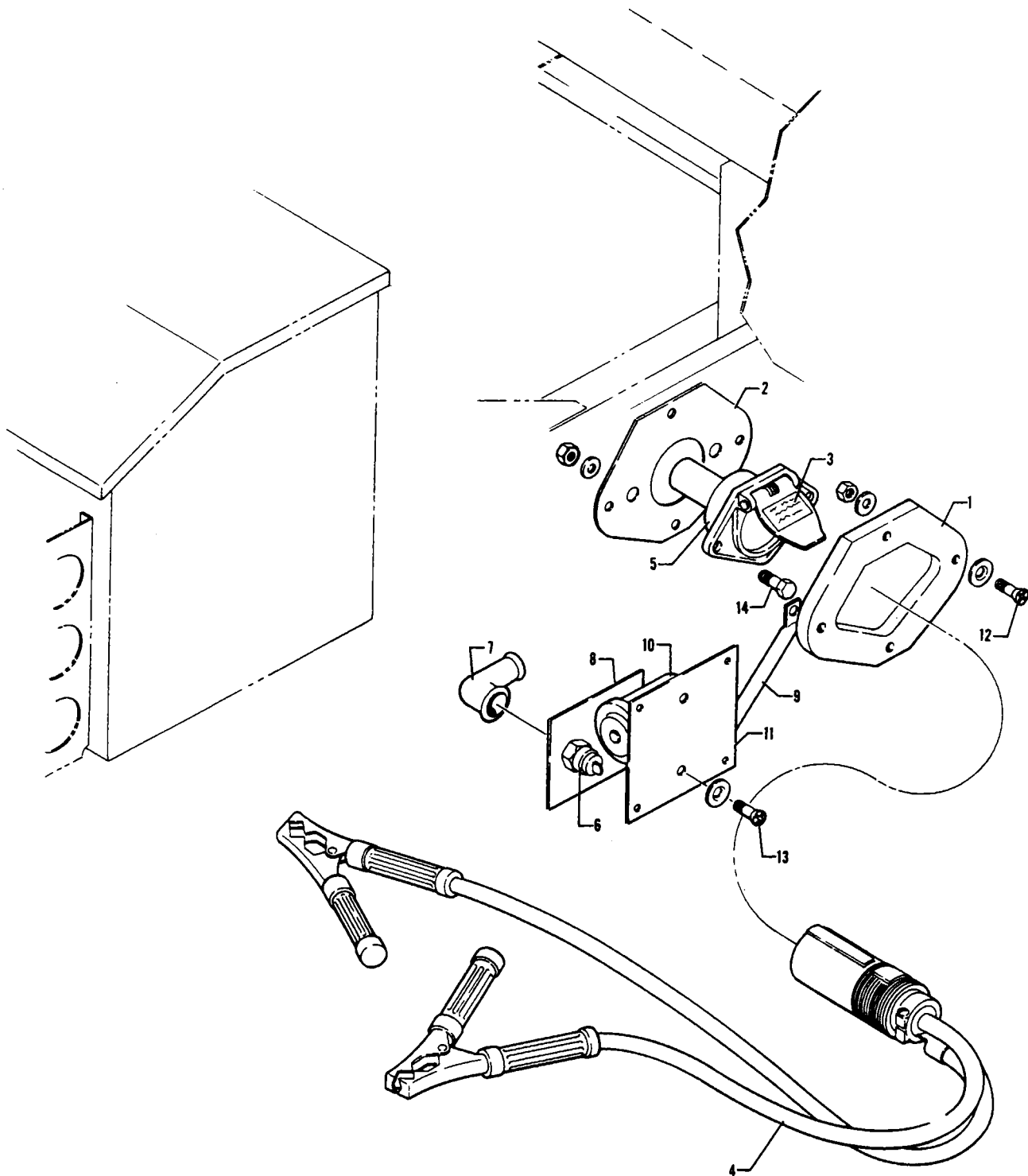


Figure 105. External Power Supply Installation

PIPER PARTS CATALOG

CODE EXPLANATIONS FOR FIGURE 105

W - These parts must be ordered from Service Spares Department, Piper Aircraft, Lock Haven, Penna.

PIPER PARTS CATALOG

Figure and Index Number	Part Number	Code	NOMENCLATURE	No. Req.	SERIAL NUMBERS AFFECTED
106-	38143		DRAWING - External Power Supply Installation		
-1	62226-00	W	SPACER - Auxiliary power receptacle	1	
-2	62227-00	W	PLATE - Auxiliary power receptacle	1	
-3	69669-173		PLACARD - External power	1	
-4	62355-02	W	PLUG ASSEMBLY - Power connector	1	
-5	62355-03		SOCKET ASSEMBLY - Power connector	1	
-6	456 728	W	DIODE - (1N3208)	1	
-7	476 673	W	NIPPLE - (MS25171-1S)	1	
-8	68198-00		SUPPORT - Diode	1	
-9	38143-04		TUBE - Support	1	
-10	484 373	W	RELAY - Power (24059)	1	
-11	38143-03		PLATE - Relay support	1	
-12	416 794	W	SCREW - (MS24693S275)	4	
	494 087	W	WASHER - (A3235-020-1)	4	
	407 564	W	WASHER - (AN960-10)	4	
	404 835	W	NUT - (MS20364-1032C)	4	
-13	416 785		SCREW - (MS24693S272)	2	
	494 087	W	WASHER - (A3235-020-1)	2	
	407 800	W	WASHER - (AN970-3)	2	
	404 887	W	NUT - (MS20365-1032C)	2	
-14	401 185	W	BOLT - (AN5-5A)	2	
	407 566	W	WASHER - (AN960-516)	2	
	404 837	W	NUT - (MS20364-524C)	2	

When ordering, always specify Part Number, Description and Serial Number of Aircraft

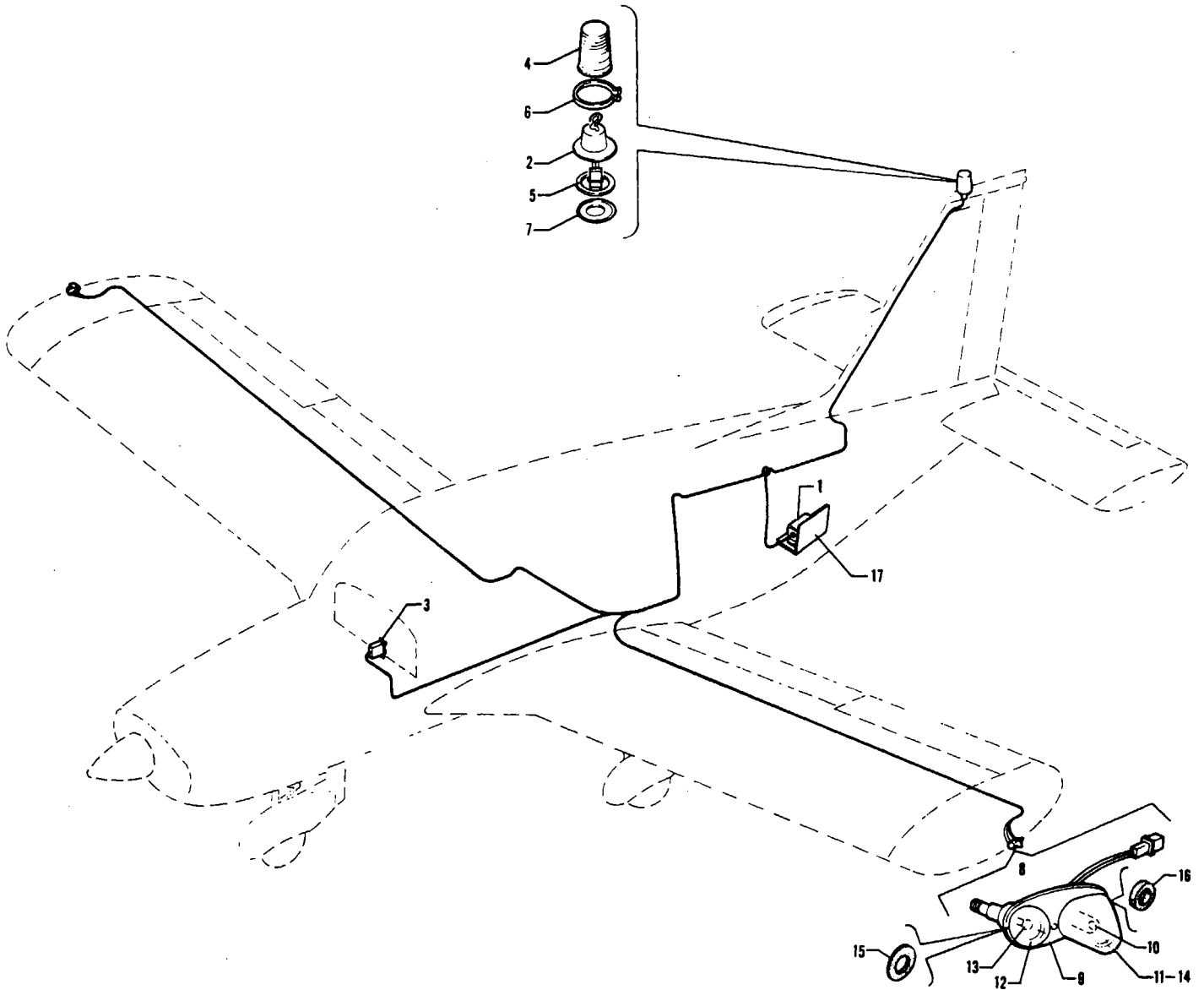


Figure 106 Strobe Lights Installation

REVISED: NOVEMBER 1978

2K7

PA-32-260
PA-32-300

PIPER PARTS CATALOG

CODE EXPLANATIONS FOR FIGURE 106

- A - Used on PA-32-260 with serial numbers 32-1251 and up, and PA-32-300 with serial numbers 32-40851 and up
- B - Used if white strobe wing tip lights are not installed
- C - Used if white strobe wing tip lights are installed
- D - Must be used if an A.D.F. Radio Installation is installed
- E - Used on PA-32-300 only
- F - Used with white wing tip strobe only
- G - Used with red wing tip strobe only
- W - These parts must be ordered from Service Spares Department, Piper Aircraft, Lock Haven, Penna

PIPER PARTS CATALOG

Figure and Index Number	Part Number	Code	NOMENCLATURE	No. Req	SERIAL NUMBERS AFFECTED
106-	99030	A	DRAWING - Strobe Lights Installation		
	79850	E	DRAWING - External Wing and Fin Lighting Installation		32-7940012 and up
-1	481 214	B,W	POWER SUPPLY - Strobe light	1	
	763 469	C,W	POWER SUPPLY - Strobe light	1	
-2	757 762	W	LIGHT ASSEMBLY - Strobe, fin (unshielded)	1	
	761 189	D,W	LIGHT ASSEMBLY - Strobe, fin (shielded)	1	
-3	99377-06	B	SWITCH - Strobe light	1	
	99377-07	C	SWITCH - Strobe light	1	
-4	761 161		LENS - Strobe light, red (unshielded)	1	
	761 190	D	LENS - Strobe light, red (shielded)	1	
-5	755 042	W	GASKET - Strobe light	1	
-6	755 200	W	CLAMP ASSEMBLY - Ring	1	
-7	751 312		ADAPTER - Mounting plate	1	
-8	761 158	W	LIGHT ASSEMBLY - Red navigation and white strobe, wing tip (unshielded)	1	
	472 896	D	LIGHT ASSEMBLY - Red navigation and white strobe, wing tip (shielded)	1	
	472 988	D,E	LIGHT ASSEMBLY - Red navigation and red strobe, wing tip (shielded)	1	32-7940012 and up
	761 159		LIGHT ASSEMBLY - Green navigation and white strobe, wing tip (unshielded)	1	
	472 895	D	LIGHT ASSEMBLY - Green navigation and white strobe, wing tip (shielded)	1	
	472 987	D,E	LIGHT ASSEMBLY - Green navigation and red strobe, wing tip (shielded)	1	32-7940012 and up
-9	756 037	W	* RETAINER - Unshielded light lens	1	
-10	761 156	F,W	* TUBE ASSEMBLY - Flash, tip	1	
	762 003	G,W	* TUBE ASSEMBLY - Flash, tip	1	
-11	761 157	W	* LENS - Wing tip strobe (unshielded)	1	
-12	751 202	W	* LENS - Navigation, red	1	
	751 201	W	* LENS - Navigation, green	1	
-13	751 381	W	* BULB - (1512)	1	
-14	761 162	F,W	* LENS AND RETAINER ASSEMBLY - Wing tip strobe (shielded)	1	
	761 222	G	* LENS AND RETAINER ASSEMBLY - Wing tip strobe (shielded)	1	
-15	755 075	W	* GASKET - Navigation light (W1283)	1	
-16	755 076	W	* GASKET - Wing Strobe (A-427-4)	1	
-17	99031-00		BRACKET ASSEMBLY - Power supply mounting	1	

When ordering, always specify Part Number, Description and Serial Number of Aircraft

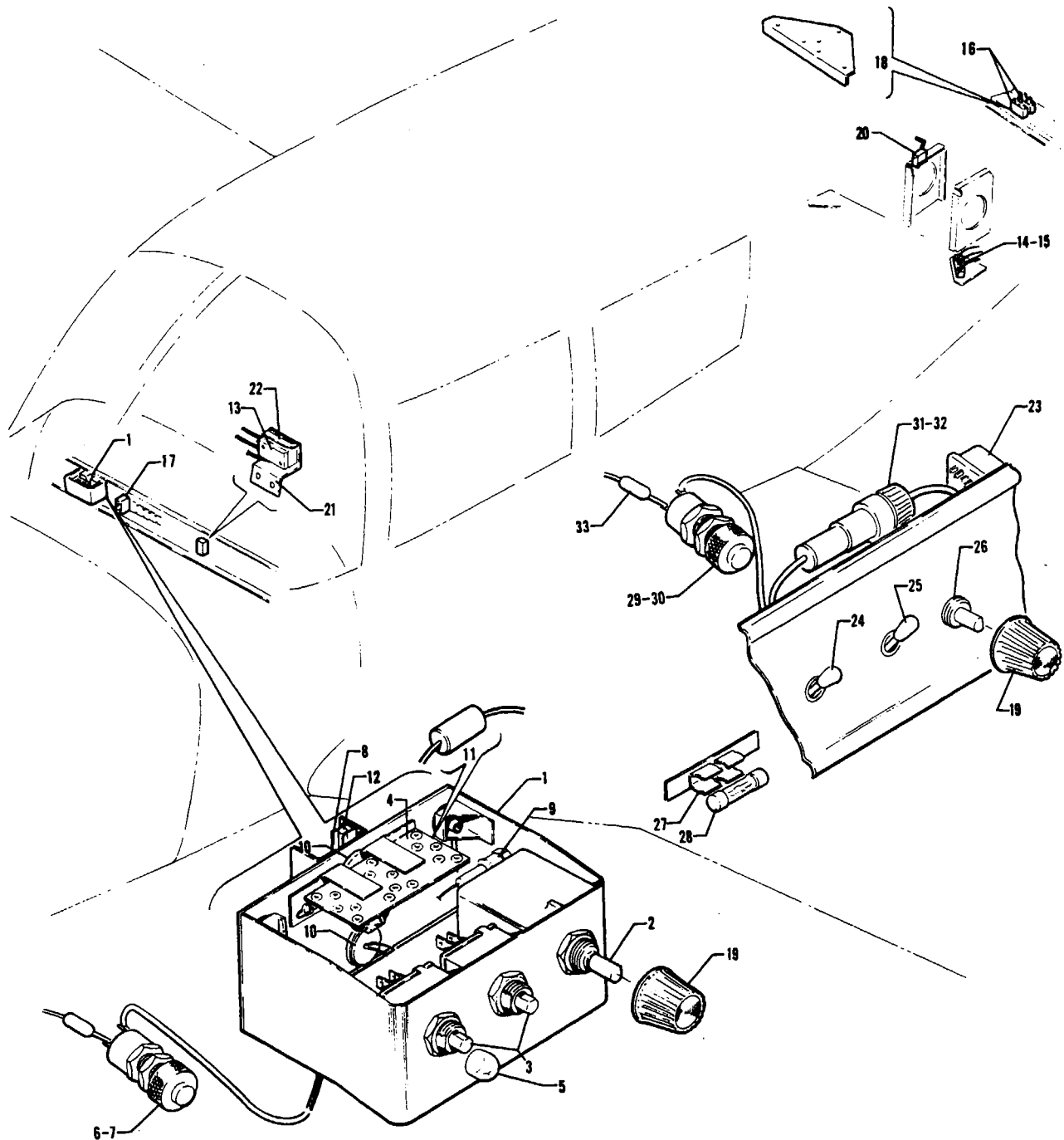


Figure 107. Air Conditioning Electrical Installation
(PA-32-300 - Serial Nos. 32-40853, 32-7240056 and up)
(PA-32R-300 - Serial Nos. 32R-7680001 and up)

PIPER PARTS CATALOG

CODE EXPLANATIONS FOR FIGURE 107

- A - Used on PA-32-300 with serial numbers 32-40853, 32-7240056 and up, and PA-32R-300 with serial numbers 32R-7680001 and up
- B - No longer available Order Air Condition Control System Modification Kit 760 756 as a replacement, If Air Condition Control System Modification Kit 760 756 has previously been installed, order individual items as desired (ref items 23 thru 33 incl)
- C - Used on PA-32-300 with serial numbers 32-40853, 32-7240056 to 32-7340042 inclusive
- D - Used on PA-32-300 with serial numbers 32-40853, 32-7240056 to 32-7240080 inclusive
- E - Used on PA-32-300 only
- F - Used on PA-32R-300 only
- G - Used on PA-32-300 with serial numbers 32-7240081 and up, and PA-32R-300 with serial numbers 32R-7680001 and up Also used on PA-32-300 with serial numbers 32-40853, 32-7240056 to 32-7240080 incl if existing air conditioning condenser transmission includes a switch mounting rod with two limit switches
- H - Used on PA-32-300 with serial numbers 32-7340043 and up, and PA-32R-300 Also used on PA-32-300 with serial numbers 32-40853, 32-7240056 to 32-7340042 incl if Air Condition Control System Modification Kit 760 756 has been installed
- J - Used on PA-32-300 with serial numbers 32-40853, 32-7240056 to 32-7840025 inclusive, and PA-32R-300 with serial numbers 32R-7680001 to 32R-7880031 inclusive Order part for PA-32-300 with serial numbers 32-7840026 and up, and PA-32R-300 with serial numbers 32R-7880032 and up if the four position switch has previously been replaced with a three position switch
- K - Used on PA-32-300 with serial numbers 32-7840026 and up, and PA-32R-300 with serial numbers 32R-7880032 and up

PIPER PARTS CATALOG

Figure and Index Number	Part Number	Code	NOMENCLATURE	No. Req	SERIAL NUMBERS AFFECTED
107-	99751 99865 99980	D E H	DRAWING - Air Conditioning Electrical Installation DRAWING - Air Conditioning Electrical Installation DRAWING - Air Conditioning Electrical Installation		32-7240081 to 32-7340042 incl
-1	99537-02	B,C	CONTROL HEAD ASSEMBLY - Air conditioning	1	
-2	99717-00	C	* THERMOSTAT - Air conditioning	1	
-3	763 815	C	* SWITCH REPLACEMENT KIT - Fan and master (4 position)	2	
	588 110	C	* SWITCH - (MS35059-21) (3 position)	2	
-4	99521-00	C	* BOARD ASSEMBLY - Diode	1	
-5	472 834	C	* LIGHT - (CM22-01-02-28)	1	
-6	472 844	C	* LIGHT - (MS25041-4)	1	
-7	472 054	C	* BULB - (PS10008-330)	1	
-8	565 416	C	* HOLDER - Fuse (342004)	2	
-9	99851-00	C	* DIODE - Control head	1	
-10	456 738	C	* DIODE - (IN3659)	2	
-11	484 222	C	* RESISTOR - (200-3, 100 ohm)	2	
-12	461 629	C	* FUSE - (311005)	3	
-13	487 925	E	SWITCH - Throttle limit (V3-1)	1	
	38094-02	F	SWITCH - Throttle limit (with actuator)	1	
-14	587 844	D	SWITCH - Close limit (BZ-R31)	1	
-15	451 831	D	ACTUATOR - Close limit switch (MC7711)	1	
-16	484 223	D	RELAY - (60-11025-0)	2	
	484 209	G	RELAY - (PS50053-2-2)	2	
-17	454 710	D	CIRCUIT BREAKER - (PS50120-1-11) 25 amp, Mech Products Inc	1	
	454 709	G	CIRCUIT BREAKER - (PS50120-1-9) 20 amp, Mech Products Inc	1	
	454 743	E	CIRCUIT BREAKER - (PS50120-3-36) 20 amp, Wood Electric Corp	1	32-7940254 and up
-18	99862-00	G	MOUNT ASSEMBLY - Relay	1	
-19	571 162		KNOB - Control head (RB-67-1-SB-M)	AR	
-20	99528-00	D	SWITCH ASSEMBLY - Condenser door mechanism	1	
-21	99804-00	E	BRACKET - Throttle limit switch	1	
-22	99789-00	E	ACTUATOR - Throttle limit switch	1	
-23	484 209	H	RELAY - (PS50053-2-2)	1	
-24	587 903	H	SWITCH - (MS35058-22)	1	
-25	763 815	J	SWITCH REPLACEMENT KIT - Fan (4 position)	1	
	588 110	K	SWITCH - (MS35059-21) (3 position)	1	
-26	99717-00	H	THERMOSTAT - Air conditioning	1	
-27	99999-00	H	HOLDER ASSEMBLY - Fuse	1	
-28	461 629	H	* FUSE - (311005)	2	
-29	472 844	H	LIGHT - (MS25041-4)	1	
-30	472 054	H	BULB - (PS10008-330)	1	
-31	465 258	H	HOLDER - Fuse (155020)	3	
-32	461 629	H	FUSE - (311005)	3	
-33	484 467	H	RESISTOR - (4392)	1	

When ordering, always specify Part Number, Description and Serial Number of Aircraft

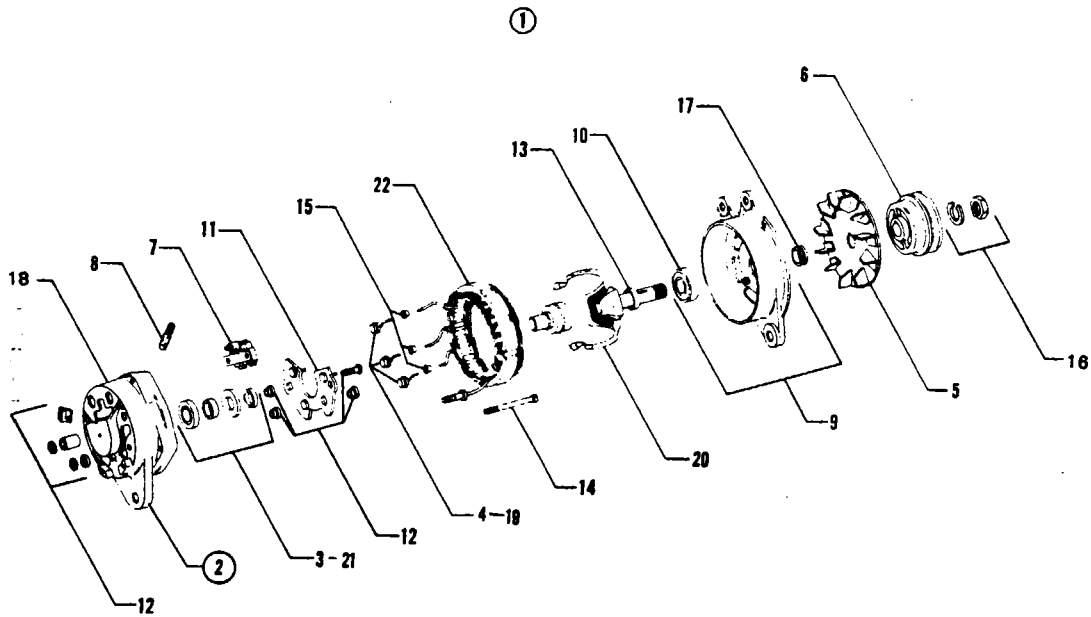


Figure 108 Alternator Assembly (Prestolite)
(PA-32-300 - Serial Nos 32-40853, 32-7240056 and up)
(PA-32R-300 - Serial Nos 32R-7680001 and up)

PIPER PARTS CATALOG

CODE EXPLANATIONS FOR FIGURE 108

- A - Used on PA-32-300 with serial numbers 32-40853, 32-7240056 and up, and PA-32R-300.
- B - Used with alternator assembly (ALY-6409) only.
- C - Used with alternator assembly (ALY-6422) only.

PIPER PARTS CATALOG

Figure and Index Number	Part Number	Code	NOMENCLATURE	No. Req.	SERIAL NUMBERS AFFECTED
108-1	551 983		ALTERNATOR ASSEMBLY - (ALY-6422)	1	
-2	762 244	B	* SLIP RING END HEAD AND ROTOR ASSEMBLY PACKAGE (90-2402)	1	
-3	757 386	B	** PACKAGE - Bearing and seal S R E (90-2014)	1	
-4	757 387	B	** PACKAGE - Rectifier, negative (XA-944JS)	1	
-5	754 827		* FAN ASSEMBLY - Ventilating (90-2241)	1	
-6	757 392		* PULLEY - Drive (PU-692A)	1	
-7	758 224		* BRUSH, HOLDER AND SPRING ASSEMBLY - (ALE - 1045BS)	1	
-8	758 471		** BRUSH SET - Alternator (ALE-1013AS)	1	
-9	755 232		* HEAD ASSEMBLY - Drive end (ALE-1003K)	1	
-10	758 225		** BEARING - Ball, seal (X-3416)	1	
-11	756 060		* RECTIFIER AND PLATE ASSEMBLY - Positive (ALE - 1054A)	1	
-12	761 903		* TERMINAL STUD AND PARTS PACKAGE - (90-2043)	1	
-13	756 061		* RETAINER - Drive end (GR-32)	1	
-14	757 388		* PACKAGE - Thru bolt (ALA-20JS)	1	
-15	757 389		* PACKAGE - Eyelet (90-818)	1	
-16	757 390		* PACKAGE - Nut and washer (90-33)	1	
-17	757 721		* SPACER - Rotor shaft (ALD-21A)	1	
-18	755 271	C	* HEAD ASSEMBLY - Slip ring end (ALK-1132BS-1)	1	
-19	757 387	C	** PACKAGE - Rectifier, negative (XA-944JS)	1	
-20	762 508	C	* ROTOR - (ALE-2177S-1)	1	
-21	757 386	C	* PACKAGE - Bearing and seal S R E (90-2014)	1	
-22	757 719		* STATOR ASSEMBLY - (ALE-2008AE)	1	

When ordering, always specify Part Number, Description and Serial Number of Aircraft

2K16 THRU 2L24
INTENTIONALLY LEFT BLANK



PA-32
CHEROKEE

PARTS CATALOG

CARD 3 OF 3

PA-32-260

PA-32-300

PA-32R-300

PIPER AIRCRAFT CORPORATION

(PART NUMBER 753 689)

3 A1

PIPER PARTS CATALOG

AEROFICHE EXPLANATION AND REVISION STATUS

The Parts Catalog information incorporated in this set of Aerofiche cards has been arranged in accordance with the general specifications of Aerofiche adopted by the General Aircraft Manufacturer's Association

Conversion of Aerofiche alpha/numeric numbers:

First number is the Aerofiche card identifier

Letter is the horizontal line reference per card

Second number is the vertical line reference per card

Example: 2J16 = Aerofiche card number two of given set, Grid location J16

To aid in locating the various sections and related information desired, the following is provided

A complete Catalog Table of Contents is given at Grid 1A8 of Aerofiche card number 1 of this set. Each additional card in this set will have a Table of Contents for all sections on that particular card. This table will start at Grid A3

REVISIONS

The information compiled in this Aerofiche Parts Catalog will be kept current by revisions distributed periodically. These revisions will supersede all previous revisions and will be complete Aerofiche card replacements and shall supersede Aerofiche cards of the same number in the set.

Current revisions to this PA-32 and PA-32R Parts Catalog issued June 27, 1975 are as follows:

753 689 (PR751031)	Dated October 1975
753 689 (PR760412)	Dated April 1976
753 689 (PR760917)	Dated September 1976
753 689 (PR770223)	Dated February 1977
753 689 (PR770909)	Dated September 1977
753 689 (PR780113)	Dated January 1978
753 689 (PR781106)	Dated November 1978
753 689 (PR800414)	Dated April 1980

NOTE: Refer to the last card of the Piper - Parts Price List - Aerofiche for check list of current revision dates and card effectivities for this parts catalog

TABLE OF CONTENTS

FIGURE NUMBER	FIGURE TITLE	GRID NUMBER
SECTION X ELECTRONICS GROUP		
109	Piper PM-1 Marker Beacon Installation (PA-32-260/300)	3A4
110	Piper Automatic Locator (ELT) Installation (Garrett Mfg Ltd)	3A7
110A	Piper Automatic Locator (ELT) Installation (Communications Components Corp)	3A10
110B	Piper Automatic Locator (ELT) Installation (Narco Avionics)	3A13
111	Radio, Antenna System and Static Wicks Installation	3A16
112	Radio Junction Boxes	3A20
113	Electric Trim Installation	3B1
114	AutoFlite Installation (PA-32-260 S/N 32-1 to 31-1320 incl, PA-32-300 S/N 32-40000 to 32-41018 incl)	3B4
115	AutoFlite II Installation (PA-32-260 S/N 32-7100001 and up, PA-32-300 S/N 32-71400001 and up, PA-32R-300 S/N 32R-7680001 and up)	3B7
116	AutoControl II Installation (PA-32-260/300)	3B10
117	AutoControl III and III B Installation	3B13
118	AltiMatic III Installation (PA-32-260 S/N 32-451 to 32-1110 incl, PA-32-300 S/N 32-40000 to 32-40565 incl)	3B16
119	Altimatic III C Installation (PA-32-260 S/N 32-7500001 and up, PA-32-300 S/N 32-7540001 to 32-7840222 incl, PA-32R-300 S/N 32R-7680001 and up)	3B20
119A	AltiMatic III C Installation (PA-32-300 S/N 32-7940001 and up)	3C1
120	Radar Altimeter Installation (PA-32-260 S/N 32-7600001 and up, PA-32-300 S/N 32-7640001 and up, PA-32R-300 S/N 32R-7680001 and up)	3C5
121	Encoder Installation (Narco - AR500 & United - 5125-P3) (PA-32-260 S/N 32-7700001 and up, PA-32-300 S/N 32-7740001 and up, PA-32R-300 S/N 32R-7780001 and up)	3C8
122	Radar System Installation (32-300 S/N 32-7940063 and up)	3C11
	Radio Installation Drawings	3C14
SECTION XI MISCELLANEOUS GROUP		
123	Placards and Exterior Stencils (PA-32-260 S/N 32-1 to 32-1110 incl, PA-32-300 S/N 32-40000 to 32-40565 incl)	3C17
124	Placards and Exterior Stencils (PA-32-260 S/N 32-1111 and up, PA-32-300 S/N 32-40566 and up, PA-32R-300 S/N 32R-7680001 and up)	3D1
	Optional Equipment Kits and Repair Kits	3D7
	NUMERICAL INDEX	3D10

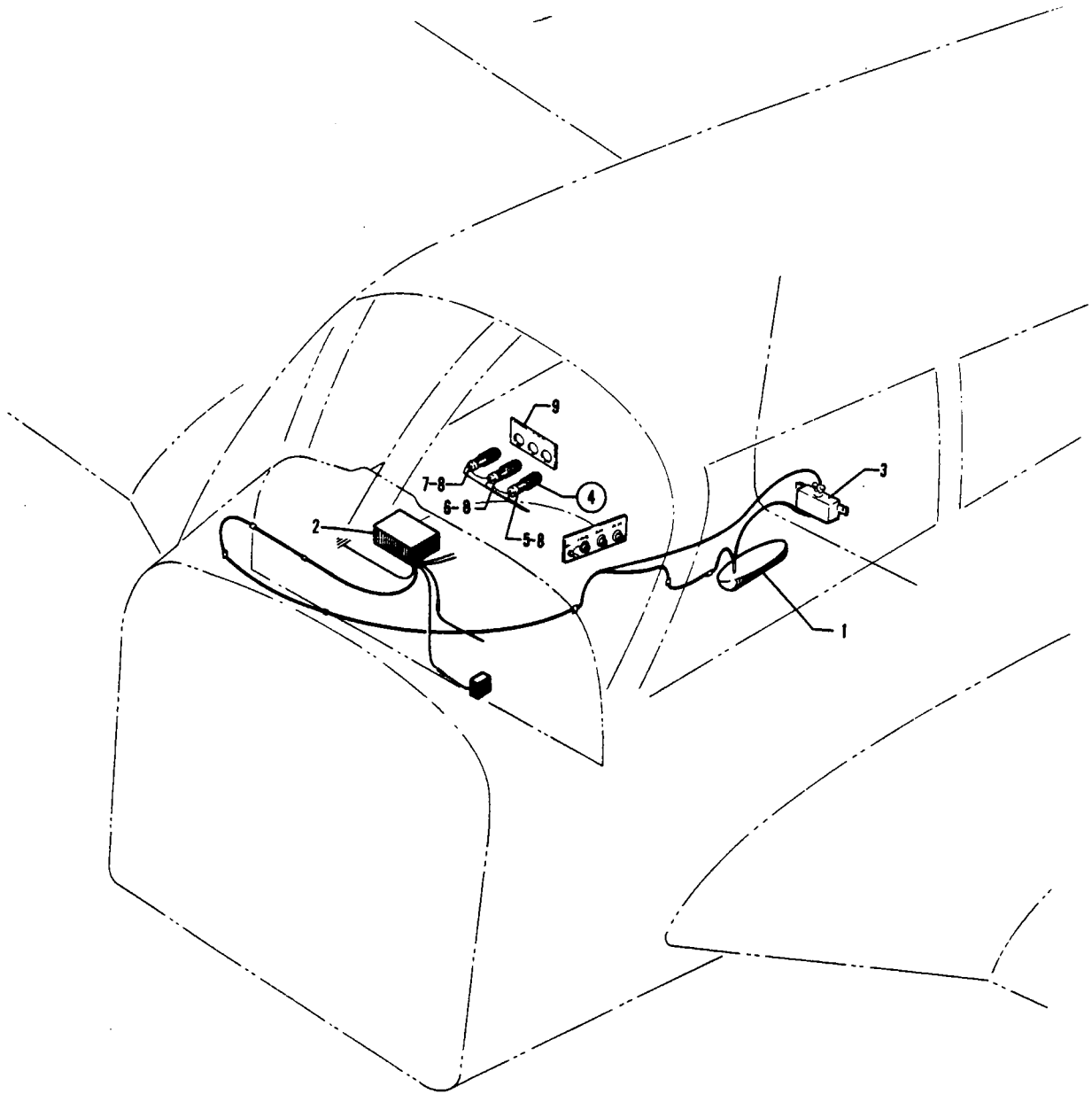


Figure 109. Piper PM-1 Marker Beacon Installation

PIPER PARTS CATALOG

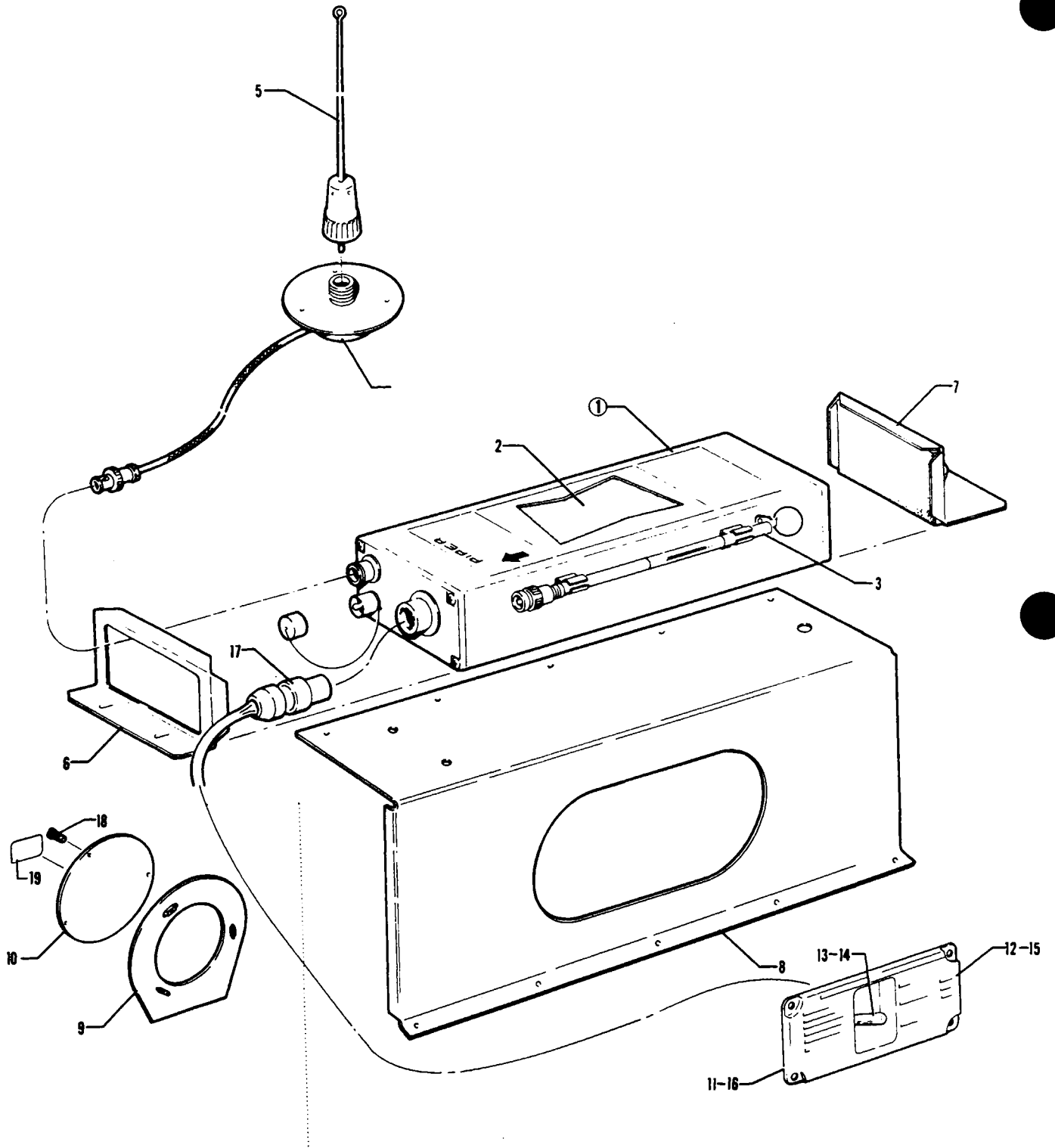
CODE EXPLANATIONS FOR FIGURE 109

- A - Used on PA-32-260 with serial numbers 32-1 to 32-1110 incl., and PA-32-300 with serial numbers 32-40000 to 32-40565 incl.
- B - Used on PA-32-260 with serial numbers 32-1111 to 32-7400061 incl., and PA-32-300 with serial numbers 32-40566 to 32-7440182 incl.
- C - Used if trim panel indicator lights are installed.
- D - Used if VOA-40M or VOA-50M Omni Converter, which incorporates indicator lights, is installed.
- E - Used on PA-32-260 with ser. nos. 32-7100001 to 32-7400081 incl., and PA-32-300 with ser. nos. 32-7140001 to 32-7440182 incl.
- F - Used on PA-32-260 with serial numbers 32-1 to 32-1320 incl., and PA-32-300 with serial numbers 32-40000 to 32-41018 incl.
- G - Used on PA-32-260 with serial numbers 32-1251 to 32-1320 incl., and PA-32-300 with serial numbers 32-40851 to 32-41018 incl.
- H - Used on PA-32-260 with ser. nos. 32-7100001 to 32-7200055 incl., and PA-32-300 with ser. nos. 32-7140001 to 32-7240147 incl.
- J - Used on PA-32-260 with ser. nos. 32-7300001 to 32-7400061 incl., and PA-32-300 with ser. nos. 32-7340001 to 32-7440182 incl.
- W - These parts must be ordered from Service Spares Department, Piper Aircraft, Lock Haven, Penna.

PIPER PARTS CATALOG

Figure and Index Number	Part Number	Code	NOMENCLATURE	No. Req.	SERIAL NUMBERS AFFECTED
100-	68861 68394	A B	DRAWING - Piper PM-1 Marker Beacon Installation DRAWING - Piper PM-1 Marker Beacon Installation		
-1	551 216	W	RECEIVER - Marker beacon (1-95005)	1	
-2	551 232	C,F	CONTROL HEAD - Marker beacon (1-950013)	1	
-3	596 138	D,G	CONTROL PANEL - Marker beacon (1-950018)	1	
	596 181	E	CONTROL PANEL - Marker beacon (1-950019)	1	
-4	99398-00	E	LIGHT ASSEMBLY - Marker beacon panel (complete)	1	
-5	472 823	E	LIGHT ASSEMBLY - Blue (134-3830-0334-201)	1	
-6	472 822	E	LIGHT ASSEMBLY - Amber (134-3830-0333-201)	1	
-7	472 824	E	LIGHT ASSEMBLY - Clear (134-3830-0337-201)	1	
-8	453 895	E	BULB - 328	3	
-9	99401-00	H	PANEL ASSEMBLY - Marker beacon lights	1	
	69648-00	J	PANEL ASSEMBLY - Marker beacon lights	1	

When ordering, always specify Part Number, Description and Serial Number of Aircraft



REVISED APRIL 1980

Figure 110 Piper Automatic Locator (ELT) Installation (Garret Mfg Ltd)

3A7

PA-32-2
PA-32-30
PA-32R-300

PIPER PARTS CATALOG

CODE EXPLANATIONS FOR FIGURE 110

- A - Used with Transmitter Assembly Part No 761 967 (Model 627810-1)
- B - Used with Transmitter Assembly Part No 756 398 (Model 627484-1)
- C - Used with Transmitter Assembly Part No 761 939 (Model 627674-1)
- D - When ordering, specify color red, blue/green, tan, black or avocado
- W - These parts must be ordered from Service Spares Department, Piper Aircraft, Lock Haven, Penna

PIPER PARTS CATALOG

Figure and Index Number	Part Number	Code	NOMENCLATURE	No. Req.	SERIAL NUMBERS AFFECTED
110-	99890		DRAWING - Piper Automatic Locator (ELT) Installation		
-1	756 398	E,W	TRANSMITTER ASSEMBLY - Automatic locator (627484-1) (includes magnesium battery pack)	1	
	761 939	E,W	TRANSMITTER ASSEMBLY - Automatic locator (627674-1) (includes magnesium battery pack)	1	
	761 967	E,W	TRANSMITTER ASSEMBLY - Automatic locator (627810-1) (includes lithium battery pack)	1	
-2	758 281	B,C,W	* BATTERY PACK - Transmitter assembly (Magnesium)	1	
	758 364	A,E,W	* BATTERY PACK - Transmitter assembly (Lithium)	1	
-3	751 316	W	* ANTENNA ASSEMBLY - Telescopic	1	
-4	751 318	W	CABLE AND BASE ASSEMBLY - Whip antenna	1	
-5	751 319	W	ANTENNA ASSEMBLY - Whip (less cable and base)	1	
-6	758 266	W	BRACKET - Forward transmitter mounting	1	
-7	758 267	W	BRACKET ASSEMBLY - Aft transmitter mounting (includes lock knob)	1	
-8	99887-02		BRACKET ASSEMBLY - Emergency locator transmitter	1	
-9	99888-00		RING ASSEMBLY - Emergency locator transmitter	1	
-10	99889-00		COVER ASSEMBLY - Emergency locator transmitter	1	
-11	79033-00	C,D	SWITCH AND COVER ASSEMBLY - ELT	1	
-12	69669-15	C	* PLACARD - Warning (exposed switch)	1	
	69669-66	C	* PLACARD - Warning (recessed switch)	1	
-13	587 952	C	* SWITCH - (SF1LBX183-7)	1	
-14	588 011	A	SWITCH - (8E1011)	1	
-15	69669-107	A	PLACARD - Warning	1	
-16	79463-00	A,D	COVER - ELT switch	1	
-17	555 731	C,W	CONNECTOR - (612129-3)	1	
-18	486 281		SCREW - (PS10015-B8-12NA)	3	
-19	35669-105		PLACARD - ELT location	1	

When ordering, always specify Part Number, Description and Serial Number of Aircraft

PIPER PARTS CATALOG

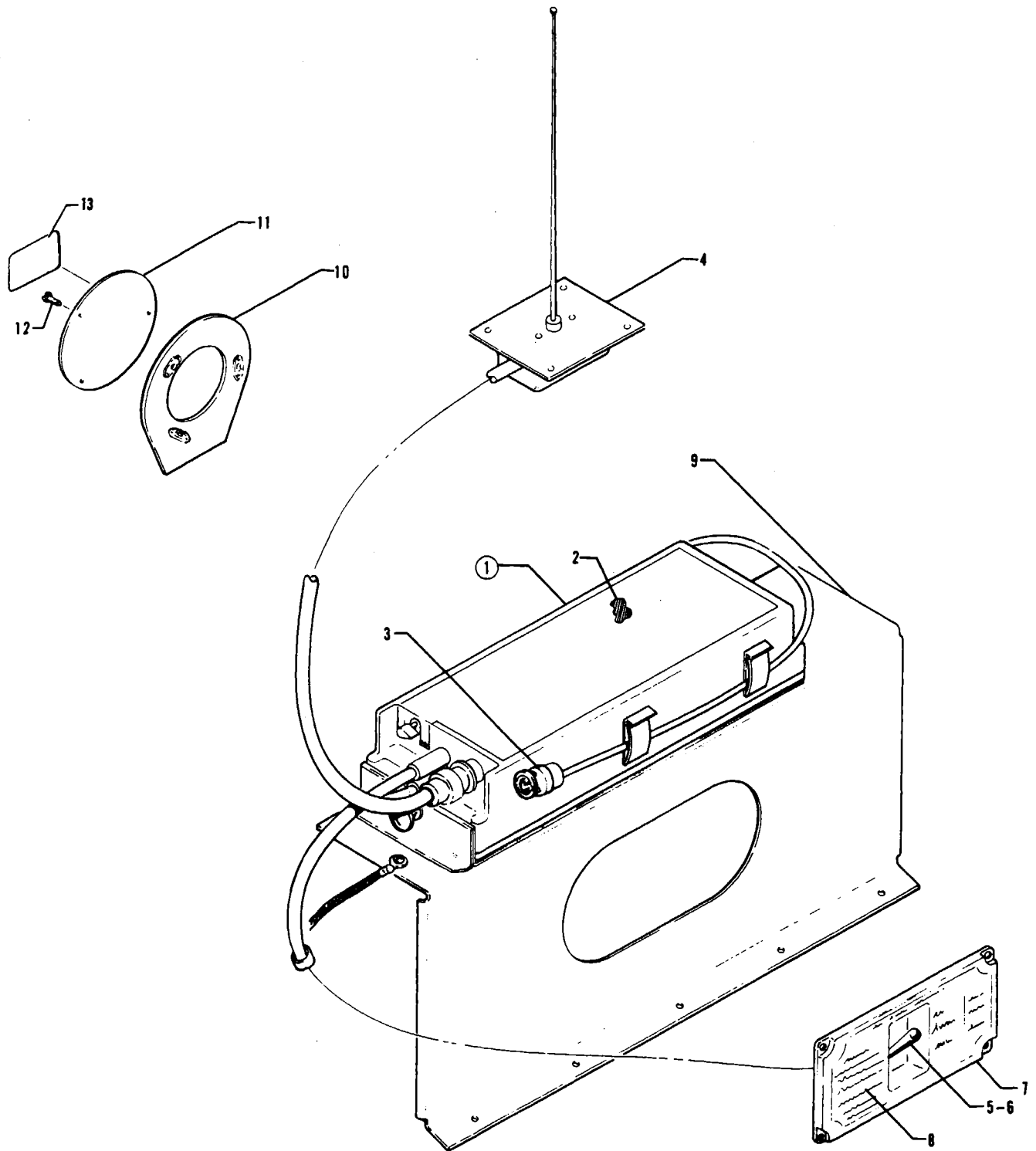


Figure 110A Piper Automatic Locator (ELT) Installation (Communications Components Corp)

REVISED APRIL 1980

3A10

PA-32-260
PA-32-300
PA-32R-300

PIPER PARTS CATALOG

CODE EXPLANATIONS FOR FIGURE 110A

A - When ordering, specify color red, blue/green, gold, black, green or bark. Specify color "bark I" for PA-32-260 with serial numbers 32-7700001 to 32-7700013 inclusive, PA-32-300 with serial numbers 32-7740001 to 32-7740044 inclusive, and PA-32R-300 with serial numbers 32R-7780001 to 32R-7780214 inclusive. Specify color "bark II" for PA-32-260 with serial numbers 32-7700014 and up, PA-32-300 with serial numbers 32-7740045 and up, and PA-32R-300 with serial numbers 32R-7780215 and up.

PIPER PARTS CATALOG

Figure and Index Number	Part Number	Code	NOMENCLATURE	No. Req.	SERIAL NUMBERS AFFECTED
110A-	79761		DRAWING - Piper Automatic Locator (ELT) Installation		
-1	762 030		TRANSMITTER ASSEMBLY - Automatic locator (CIR-11-2) (includes alkaline battery pack)	1	
-2	758 528		* BATTERY PACK - Transmitter assembly (alkaline)	1	
-3	758 092		* ANTENNA ASSEMBLY - Portable (10-249)	1	
-4	763 004		ANTENNA ASSEMBLY - Whip (10-234)	1	
-5	79762-02		SWITCH AND HARNESS ASSEMBLY - ELT	1	
-6	588 030		* SWITCH - (8A2051)	1	
-7	79463-02	A	COVER - ELT switch	1	
-8	69669-66		PLACARD - Warning	1	
-9	99887-04		BRACKET ASSEMBLY - Emergency locator transmitter	1	
-10	99888-00		RING ASSEMBLY - Emergency locator transmitter	1	
-11	99889-00		COVER ASSEMBLY - Emergency locator transmitter	1	
-12	486 281		SCREW - (PS10015-B8-12NA)	3	
-13	35669-105		PLACARD - E L T location	1	

When ordering, always specify Part Number, Description and Serial Number of Aircraft

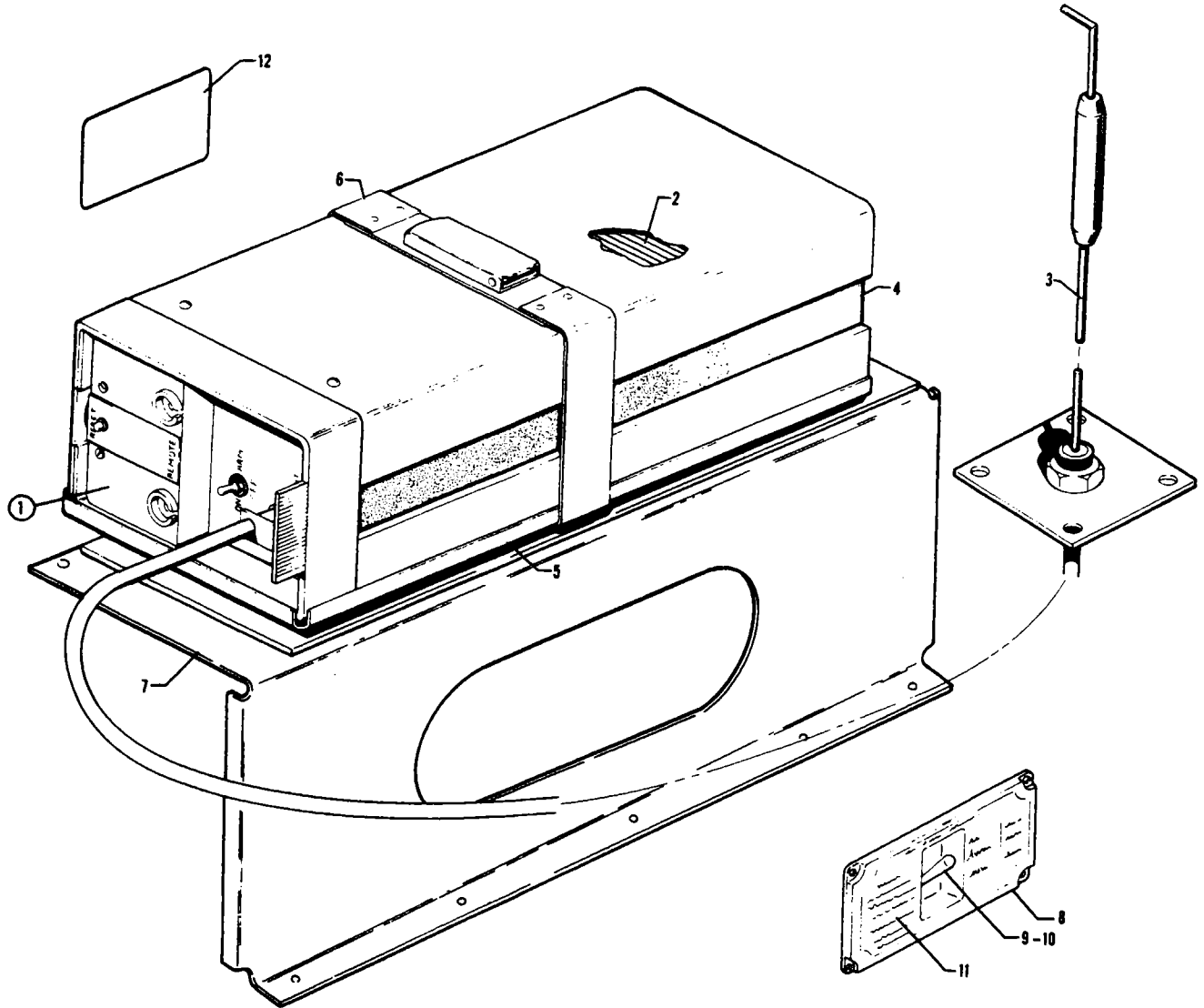


Figure 110B Piper Automatic Locator (ELT) Installation
(Narco Avionics)

REVISED APRIL 1980

3A13

PA-32
PA-32-30
PA-32R-30

PIPER PARTS CATALOG

CODE EXPLANATIONS FOR FIGURE 110B

W - These parts must be ordered from Service Spares Department, Piper Aircraft, Lock Haven, Penna

PIPER PARTS CATALOG

Figure and Index Number	Part Number	Code	NOMENCLATURE	No. Req.	SERIAL NUMBERS AFFECTED
110B-	36632		DRAWING - Piper Automatic Locator (ELT) Installation		
-1	597 461		TRANSMITTER ASSEMBLY - Automatic locator (ELT-10) (includes alkaline battery pack)	1	
-2	758 452	W	* BATTERY PACK - Transmitter assembly (57674-0001)	1	
-3	597 257	W	* ANTENNA ASSEMBLY - ELT (01652-0101)	1	
-4	763 019	W	* ANTENNA - Blade, portable (57667-0001)	1	
-5	758 453	W	* BASE - Transmitter assembly (57666-0001)	1	
-6	762 357	W	* STRAP - Transmitter assembly (57682-0101)	1	
-7	99887-06		BRACKET ASSEMBLY - Emergency locator transmitter	1	
-8	79463-00		COVER - ELT switch (black)	1	
-9	79599-00		SWITCH AND HARNESS ASSEMBLY - ELT	1	
-10	588 011		* SWITCH - (8E1011)	1	
-11	35669-132		PLACARD - Warning	1	
-12	35669-105		PLACARD - ELT location	1	

When ordering, always specify Part Number, Description and Serial Number of Aircraft

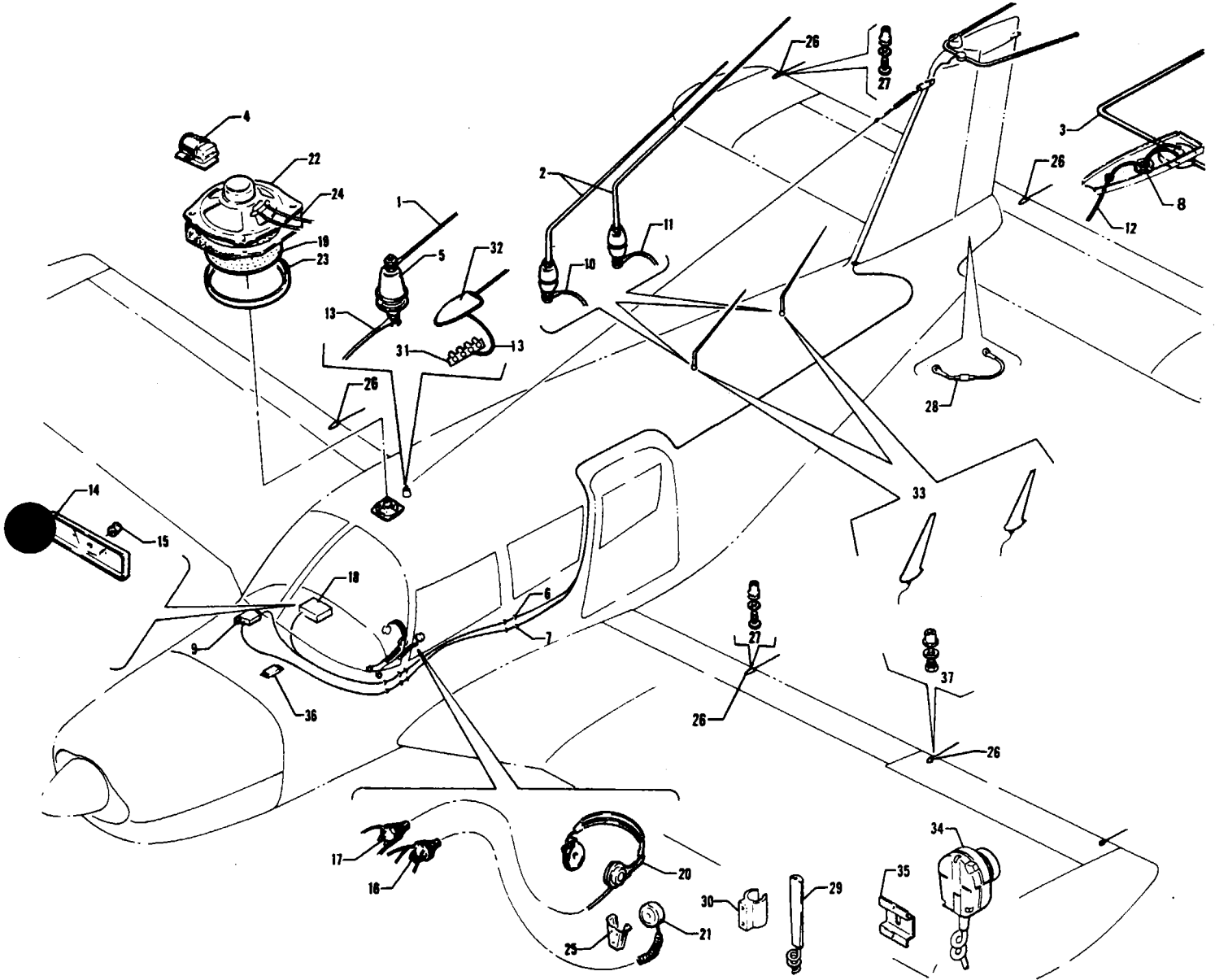


Figure 111 Radio, Antenna System and Static Wicks Installation

REVISED NOVEMBER 1978

PA-32-260
PA-32-300
PA-32R-300

PIPER PARTS CATALOG

CODE EXPLANATIONS FOR FIGURE 111

- A - Used on PA-32-260 with serial numbers 32-1 to 32-1110 incl , and PA-32-300 with serial numbers 32-40000 to 32-40565 incl
- B - Used on PA-32-260 with serial numbers 32-1111 and up, and PA-32-300 with serial numbers 32-40566 and up
- C - Used on PA-32-260 with serial numbers 32-1 to 32-1320 incl , and PA-32-300 with serial numbers 32-40000 to 32-41018 incl
- D - Used on PA-32-260 with serial numbers 32-7100001 and up, and PA-32-300 with serial numbers 32-7140001 and up
- E - Used on PA-32-260 with serial numbers 32-7100001 to 32-7200022 incl , and PA-32-300 with serial numbers 32-7140001 to 32-7240081 incl
- F - Used on PA-32-260 with serial numbers 32-7200023 and up, and PA-32-300 with serial numbers 32-7240082 and up
- G - Used on PA-32-260 with serial numbers 32-7300048 and up, PA-32-300 with serial numbers 32-7340148 and up, and PA-32R-300
- H - Used on PA-32-260 with serial numbers 32-7100001 and up, PA-32-300 with serial numbers 32-7140001 and up, and PA-32R-300
- J - Used on PA-32-260 and PA-32-300 only
- K - Used on PA-32-260 with serial numbers 32-1111, to 32-7100038 incl , and PA-32-300 with serial numbers 32-40566 to 32-7140086 incl
- L - Used if Single Radio is installed
- M - Used if Dual Radios are installed
- N - See Figure 53 for component parts
- O - With Single VHF Switch, ADF Switch and Marker Beacon Switch
- P - With Microphone Switch, Dual VHF Switches and ADF Switch
- Q - With Microphone Switch, Dual VHF Switches, ADF Switch and Marker Beacon Switches
- R - Used on PA-32-260 with serial numbers 32-7200001 and up, PA-32-300 with serial numbers 32-7240001 and up, and PA-32R-300
- S - Used if Bendix ADF-T-12C or ADF-T-12D Receiver is installed
- T - Used on PA-32-300 with serial numbers 32-7840001 and up, and PA-32R-300 with serial numbers 32R-7880001 and up
- U - When ordering, specify color "bark II" or black
- V - Used on PA-32-260 with serial numbers 32-7800001 and up, PA-32-300 with serial numbers 32-7840001 and up, and PA-32R-300 with serial numbers 32R-7880001 and up
- W - These parts must be ordered from Service Spares Department, Piper Aircraft, Lock Haven, Penna
- X - Used on PA-32-300 only

REVISED: APRIL 1980

PA-32-260
PA-32-300
PA-32R-300

PIPER PARTS CATALOG

Figure and Index Number	Part Number	Code	NOMENCLATURE	No. Req.	SERIAL NUMBERS AFFECTED
111-	68855	A	DRAWING - Radio Systems Installation		
	69390	B	DRAWING - Radio Systems Installation		
	68854	A	DRAWING - Radio Antenna Systems Installation		
	69389	B	DRAWING - Radio Antenna Systems Installation		
	79158	G	DRAWING - All Weather Radio Antenna System Installation		
	69667		DRAWING - Static Wicks Installation		
-1	62238-05	C	ANTENNA ASSEMBLY - Receiving	1	
	62238-10	E	ANTENNA ASSEMBLY - Receiving	1	
	99841-03	F	ANTENNA ASSEMBLY - Receiving	1	
-2	451 272	J,W	ANTENNA SUPPLY - Transmitting (VTP-17)	2	
-3	451 273	J,W	ANTENNA ASSEMBLY - Omni-receiving (VRP-37)	1	
-4	484 375	D	RELAY - Microphone (11F-2300G-SIL)	1	
-5	467 064	J,W	INSULATOR - Antenna (135-40)	1	
-6	463 390		GROMMET - (1659)	9	
-7	434 135	W	GROMMET - (AN391-8-13)	5	
-8	434 144	W	GROMMET - (AN931-16-22)	1	
-9	596 059	C	COUPLER - (Two set VRP-40)	1	
	555 501	H	COUPLER - Dual Nav-com (AVB-10)	1	
	555 422	V	COUPLER - Dual Nav-com with glide slope (AV-571)	1	
	555 421	X	COUPLER - Single Nav-com with glide slope (AV-570)	1	32-7940091 and up
-10	65333-04	C	CABLE ASSEMBLY - Transmitting	1	
	99610-02	H	CABLE ASSEMBLY - Transmitting	1	
-11	65333-06	C	CABLE ASSEMBLY - Transmitting	1	
	99610-03	H	CABLE ASSEMBLY - Transmitting	1	
-12	65192-05	C	CABLE ASSEMBLY - Receiving	1	
	65192-10	D	CABLE ASSEMBLY - Receiving	1	
-13	62239-00	A	CABLE ASSEMBLY - Receiving	1	
	596 118	B	CABLE ASSEMBLY - Receiving (90677-67)	1	
-14	68913-00	A	COVER ASSEMBLY - Radio junction box	1	
	68913-00	A	COVER ASSEMBLY - Transmitter selector	1	
	99409-00	D	COVER ASSEMBLY - Transmitter selector	1	
-15	471 068	A,W	KNOB - Selector switch (M-88010-4)	1	
-16	468 002	W	JACK - Mike (S12B)	2	
-17	468 006	W	JACK - Phone (11)	1	
-18	68941-00	E,F,L	BOX ASSEMBLY - Radio junction	1	
	68876-00	A,M,N	SELECTOR ASSEMBLY - Transmitter	1	
	99395-00	D,N,O	AUDIO SELECTOR ASSEMBLY	1	
	99395-02	H,N,P	AUDIO SELECTOR ASSEMBLY	1	
	99395-03	H,N,Q	AUDIO SELECTOR ASSEMBLY	1	
-19	68441-00	C	GRILL - Radio speaker	1	
	99198-00	H	GRILL - Radio speaker	1	
-20	464 327	W	HEADPHONE	1	
	464 407	T	HEADPHONE - (With boom mike)	1	
-21	474 652		MICROPHONE - (Telex 60837-17)	1	
-22	585 015		SPEAKER - Radio, circular (6FU3211)	1	
-23	68440-00	C	RING - Radio speaker	1	
-24	99745-00	H	GASKET - Radio speaker	1	
-25	454 889	A,W	CLIP - Microphone (used with Telephonics mike RS-38A)	1	
	453 415	A,W	BRACKET - Microphone (used with Telex mike 66C)	1	
	453 417	K,W	BRACKET - Microphone	1	
	99680-08	R,U	SUPPORT - Microphone	1	
-26	494 678		WICK - Static (SW10-96-3)	9	
-27	415 520	W	SCREW - (MS35206-230)	10	
	407 122		WASHER - (AN935-6L)	10	
	406 848	W	RIVNUT - (A6K75)	10	
-28	469 600		JUMPER ASSEMBLY - Lightning protection (MS25083-3AA6)	7	
-29	474 642		MICROPHONE - (Telex 62800-04)	1	

When ordering, always specify Part Number, Description and Serial Number of Aircraft

PIPER PARTS CATALOG

Figure and Index Number	Part Number	Code	NOMENCLATURE	No. Req.	SERIAL NUMBERS AFFECTED
111-30	565 523		HOLDER - Microphone (Telex 62802-00)	1	
-31	79152-00	G	STRIP ASSEMBLY - Terminal	1	
	79152-02	G.S	STRIP ASSEMBLY - Terminal	1	
-32	79160-00	G	ANTENNA - All weather receiving	1	
-33	596 332	G	ANTENNA - Broadband, VHF Comm (PS50040-18-1) (Communications Components)	2	
	596 664	G	ANTENNA - Broadband, VHF Comm (PS50040-18-2) (Dorne & Margolin)	2	
-34	474 655		MICROPHONE - Narco (M700A)	1	
-35	554 686		CLIP - Microphone holder (9QZ1136)	1	
-36	584 006	T	RELAY - Boom mike (652C-121-1D)	1	
-37	415 521	W	SCREW - (MS35206-231)	8	
	407 122		WASHER - (AN935-6L)	8	
	406 848	W	RIVNUT - (A6K75)	8	

When ordering, always specify Part Number, Description and Serial Number of Aircraft

PIPER PARTS CATALOG

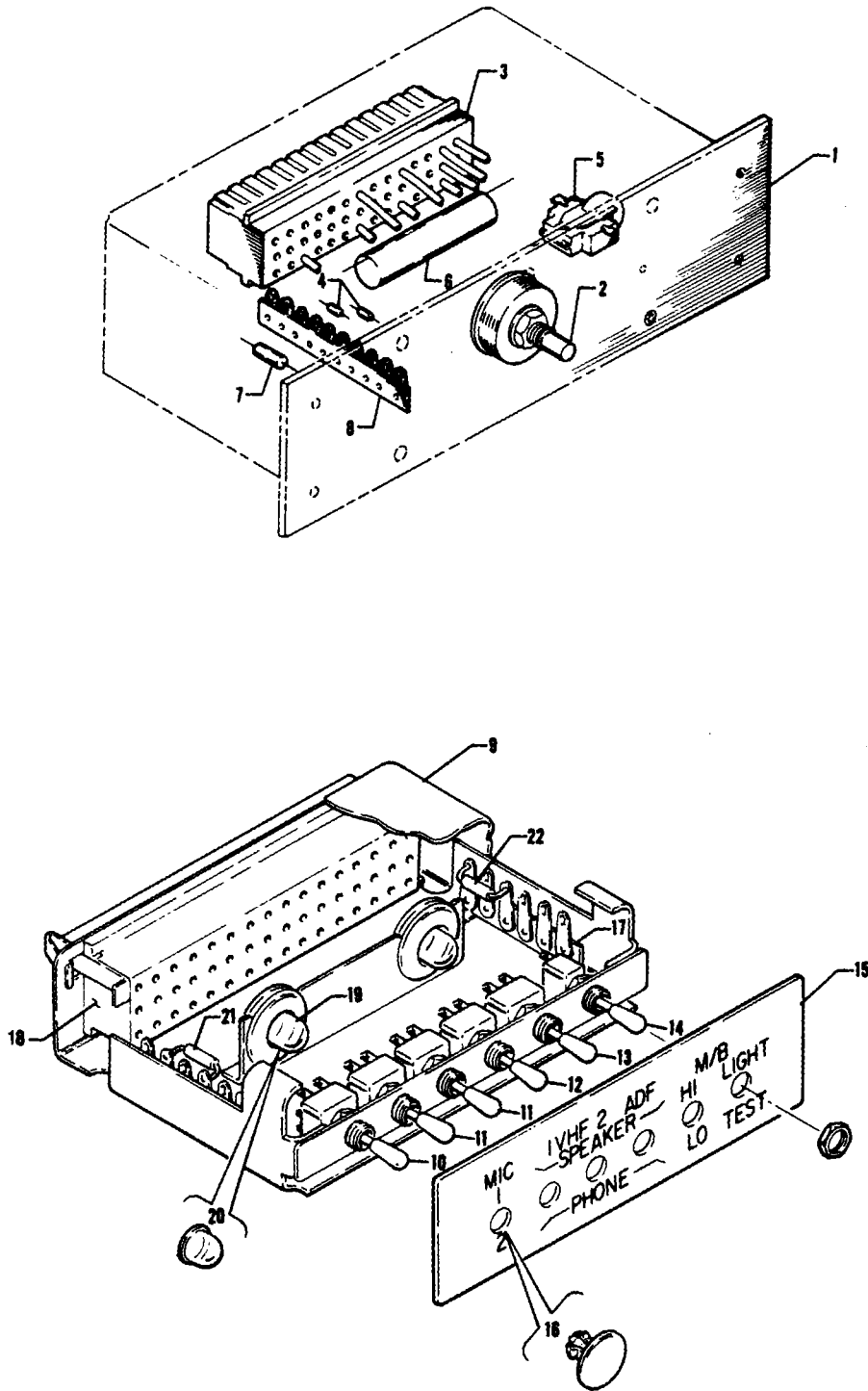


Figure 112. Radio Junction Boxes

PIPER PARTS CATALOG

CODE EXPLANATIONS FOR FIGURE 112

- A - Used if Single Radio is installed.
- B - Used if Dual Radios are installed.
- C - Used on PA-32-260 with serial numbers 32-1 to 32-1110 incl., and PA-32-300 with serial numbers 32-40000 to 32-40565 incl.
- D - Used on PA-32-260 with serial numbers 32-1 to 32-1320 incl., and PA-32-300 with serial numbers 32-40000 to 32-41018 incl.
- E - With Single VHF Switch, ADF Switch and Marker Beacon Switches.
- F - With Microphone Switch, Dual VHF Switches and ADF Switch.
- G - With Microphone Switch, Dual VHF Switches, ADF Switch and Marker Beacon Switches.
- H - Used on PA-32-260 with serial numbers 32-7100001 and up, and PA-32-300 with serial numbers 32-7140001 and up.
- J - Used on PA-32-260 with serial numbers 32-7100001 and up, PA-32-300 with serial numbers 32-7140001 and up, and PA-32R-300.
- W - These parts must be ordered from Service Spares Department, Piper Aircraft, Lock Haven, Penna.

PIPER PARTS CATALOG

Figure and Index Number	Part Number	Code	NOMENCLATURE	No. Req.	SERIAL NUMBERS AFFECTED
112-1	68941-00	A,D	BOX ASSEMBLY - Radio junction (complete)	1	
	68876-00	B,C	SELECTOR ASSEMBLY - Transmitter selector	1	
-2	68928-00	B,C	SWITCH - Transmitter selector	1	
-3	484 303	D	RECEPTACLE - (R-42)	1	
-4	456 703	A,D	DIODE - (1N2071)	1	
	456 703	B,C	DIODE - (1N2071)	2	
-5	484 375	D	RELAY - (11F-2300G-SIL)	1	
-6	484 416	D	RESISTOR - (FZ4-7)	1	
-7	484 436	D	RESISTOR - (470 OHM, 1/4 watt)	1	
-8	488 485	D	STRIP - Terminal (1070)	1	
-9	99395-00	E,H	AUDIO SELECTOR ASSEMBLY	1	
	99395-02	F,I	AUDIO SELECTOR ASSEMBLY	1	
	99395-03	G,J	AUDIO SELECTOR ASSEMBLY	1	
-10	587 807	J	SWITCH - Microphone (JMT-223)	1	
-11	587 808	J	SWITCH - VHF (JMT-221)	2	
-12	587 808	J	SWITCH - ADF (JMT-221)	1	
-13	587 808	J	SWITCH - Marker beacon, HI/Lo (JMT-221)	1	
-14	587 809	J	SWITCH - Marker beacon, light test (JMT-126)	1	
-15	99344-00	J	PLATE - Selector face	1	
-16	453 855	J,W	BUTTON - Plug (207-170201-00)	2	
-17	588 356	J	STRIP - Terminal (1076)	2	
-18	484 234	J	RECEPTACLE - (1055R48)	1	
-19	472 056	J	BULB - (GE53)	2	
-20	460 602	J	FILTER - Lunar white (1813-26)	2	
-21	456 703	J	DIODE - (1N2071)	3	
-22	484 461	J	RESISTOR - (242E3R05)	1	

When ordering, always specify Part Number, Description and Serial Number of Aircraft

3A23 THRU 3A24
INTENTIONALLY LEFT BLANK

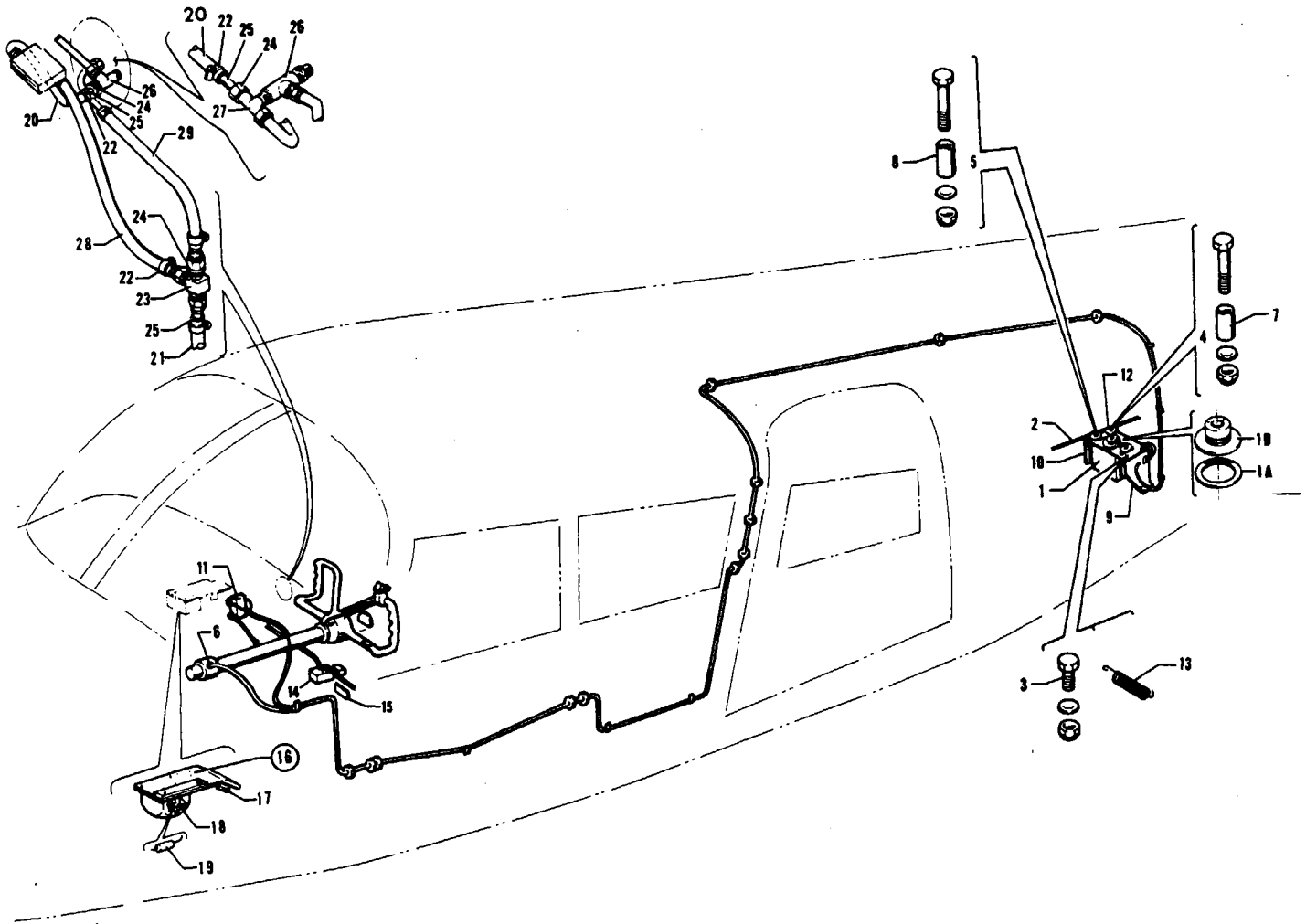


Figure 113 Electric Trim Installation

REVISED APRIL 1980

PA-32-26
PA-32-3C
PA-32R-3C

PIPER PARTS CATALOG

CODE EXPLANATIONS FOR FIGURE 113

- A - Used on PA-32-260 with serial numbers 32-1 to 32-1110 incl , and PA-32-300 with serial numbers 32-40000 to 32-40565 incl
- B - Used on PA-32-260 with serial numbers 32-1111 and up, PA-32-300 with serial numbers 32-40566 and up, and PA-32R-300
- C - Used on PA-32S-300 Seaplane Model only
- D - Used on PA-32-260 with serial numbers 32-1 to 32-750007 incl , and PA-32-300 with serial numbers 32-40000 to 32-7540057 incl
- E - Used on PA-32-260 with serial numbers 32-7500008 and up, PA-32-300 with serial numbers 32-7540058 and up, and PA-32R-300 Also used on PA-32-260 with serial numbers 32-1 to 32-750007 incl , and PA-32-300 with serial numbers 32-40000 to 32-7540057 incl if Electric Trim Servo Replacement Kit 763 850v has been installed
- F - Used on PA-32R-300 only
- G - Used if Alternate Static System is not installed
- H - Used if Alternate Static System is installed
- J - Trim Servo assembly is no longer available Order Electric Trim Servo Replacement Kit 763 850v Also order electric trim switch part no 67443-04 if a bowtie style control wheel is installed or electric trim switch part no 761 039 if a ramshorn style control wheel is installed
- W - These parts must be ordered from Service Spares Department, Piper Aircraft, Lock Haven, Penna

PIPER PARTS CATALOG

Figure and Index Number	Part Number	Code	NOMENCLATURE	No. Req.	SERIAL NUMBERS AFFECTED
113-	68673	A	DRAWING - Trim Installation		
	69378	B	DRAWING - Trim Installation		
	79636	F	DRAWING - Electric Trim Stop Sensor Installation		
-1	65821-02	D,J	SERVO ASSEMBLY - Trim	1	
	65821-03	E	SERVO ASSEMBLY - Trim	1	
-1a	494 159		* WASHER - Servo friction (24696-00)	1	
-1b	581 126		* PLATE - Servo clutch, outer (24695-00)	1	
-2	62701-42		CABLE ASSEMBLY - Stabilator trim	1	
	62701-60	C	CABLE ASSEMBLY - Stabilator trim	1	32S-40000 to 32S-7240147 incl
-3	401 266	W	BOLT - (AN3-5A)	2	
	407 564	W	WASHER - (AN960-10)	2	
	404 887	W	NUT - (MS20365-1032C)	2	
-4	400 443	W	BOLT - (AN3-12A)	1	
	407 564	W	WASHER - (AN960-10)	1	
	404 887	W	NUT - (MS20365-1032C)	1	
-5	401 270	W	BOLT - (AN3-11A)	1	
	407 564	W	WASHER - (AN960-10)	1	
	404 887	W	NUT - (MS20365-1032C)	1	
-6	434 126	W	GROMMET - (AN931-3-5)	1	
-7	63900-66		BUSHING - Electric trim	1	
-8	63900-67		BUSHING - Electric trim	1	
-9	68674-00		BRACKET ASSEMBLY - Electric trim	1	
-10	68676-00		BRACKET - Electric trim	1	
-11	454 656	W	CIRCUIT BREAKER - (PS501 20-3-7)	1	
-12	481 640		PULLEY - (MS24566-1B)	2	
-13	65784-00		SPRING - Electric trim	1	
-14	67445-00	B	SWITCH ASSEMBLY - Pitch trim	1	
-15	67490-02	B	PLACARD - Pitch trim	1	
-16	79657-03		SENSOR ASSEMBLY - Electric trim stop	1	
-17	486 416	F	* SENSOR - (MPL-501G-10 to 30)	1	
-18	484 229	F	* RELAY - (RS5D12)	1	
-19	484 524	F	* RESISTOR - (180 OHM, 1 Watt, Type GB)	1	
-20	63913-143	F	HOSE	1	32R-7680001 to 32R-7780049 incl
	63913-151	F	HOSE	1	32R-7780050 and up
-21	63913-144	F	HOSE	1	32R-7680001 to 32R-7780049 incl
	63913-152	F	HOSE	1	32R-7780050 and up
-22	554 861	F,W	CLAMP - (SAE TY F-4)	5	
-23	79636-10	F	TEE	1	
-24	477 611	F	NUT - (AN818-3D)	4	
	486 896	F	SLEEVE - (MS20619-3D)	4	
-25	79636-04	F	TUBE	4	
-26	488 310	F,G,W	TEE - (AN826-3D)	1	
	488 474	F,H,W	TEE - (AN917-1D)	1	
-27	488 380	F,H,W	TEE - (AN825-3D)	1	
-28	63913-143	F	HOSE	1	
-29	63913-143	F	HOSE	1	32R-7680001 to 32R-7780049 incl
	63913-150	F	HOSE	1	32R-7780050 and up

When ordering, always specify Part Number, Description and Serial Number of Aircraft

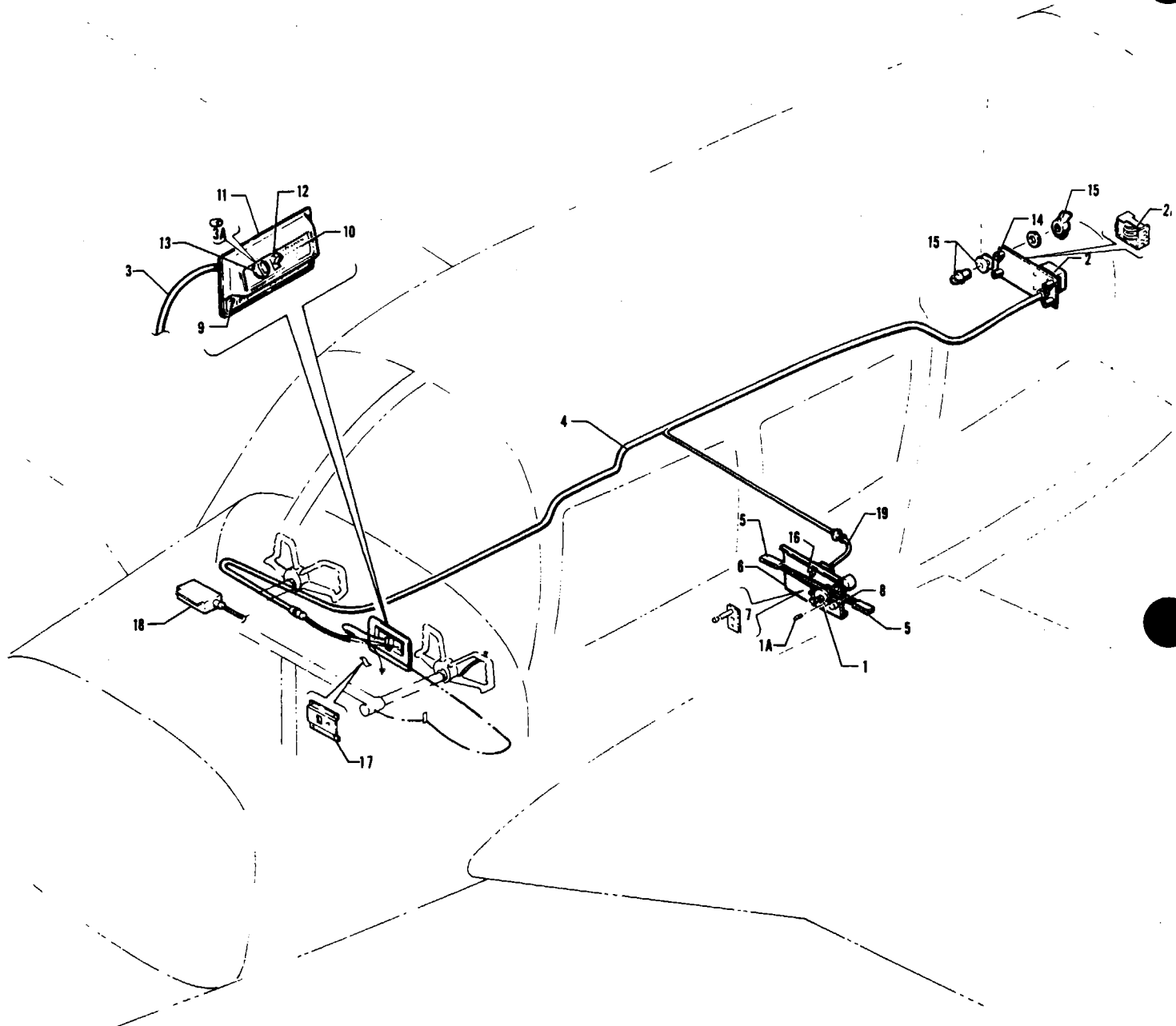


Figure 114. AutoFlite Installation
(PA-32-280 - Serial Nos. 32-1 to 32-1320 inclusive)
(PA-32-300 - Serial Nos. 32-40000 to 32-41018 inclusive)

PIPER PARTS CATALOG

CODE EXPLANATIONS FOR FIGURE 114

- A - Used on PA-32-260 with serial numbers 32-1 to 32-1320 incl., and PA-32-300 with serial numbers 32-40000 to 32-41018 incl.
- B - Used on PA-32-260 with serial numbers 32-1111 to 32-1320 incl., and PA-32-300 with serial numbers 32-40566 to 32-41018 incl.
- C - Used when tracker is not installed.
- D - Used with Servo Model 1C363-1-183R only.
- E - Ascertain Servo Model Number when ordering.
- F - Used on PA-32-260 with serial numbers 32-1 to 32-1110 incl., and PA-32-300 with serial numbers 32-40000 to 32-40565 incl.
- W - These parts must be ordered from Service Spares Department, Piper Aircraft, Lock Haven, Penna.

PIPER PARTS CATALOG

Figure and Index Number	Part Number	Code	NOMENCLATURE	No. Req.	SERIAL NUMBERS AFFECTED
114-	68827	F	DRAWING - AutoFlite Installation		
	69388	B	DRAWING - AutoFlite Installation		
-1	753 721	E,W	SERVO - Roll (1D363-183R)	1	
	757 595	E	SERVO - Roll (1C363-1-183R)	1	
-1a	757 579	W	SET SCREW - Capstan (3S326)	1	
-2	751 278	W	AMPLIFIER ASSEMBLY - Gyro (1C359-1)	1	
-2a	756 052	W	RELAY - Gyro amplifier (80S11)	1	
-3	757 855		CABLE ASSEMBLY - (30C280)	1	
-3a	757 592	C	SPACER - AutoFlite trim shaft (43A370)	1	
-4	753 977		CABLE ASSEMBLY - (30B184-4)	1	
-5	757 863	W	CLAMP ASSEMBLY - Bridle cable (42A173-1)	2	
-6	453 426		BRACKET - Servo mounting (7C511-2)	1	
-7	751 897		GUARD - Cable (7A508-1)	1	
-8	753 980		CABLE - Bridle (30B200)	1	
-9	68821-00		PLACARD - AutoFlite console	1	32-451 to 32-558 inclusive
-10	68825-00	F	PLACARD - AutoFlite trim (without tracker)	1	
	67492-00	B	PLACARD - AutoFlite trim (without tracker)	1	
	66800-00		PLACARD - AutoFlite trim (with tracker)	1	
-11	68824-00	F	PANEL - AutoFlite trim	1	
-12	487 901		SWITCH - Engage (8134-K21A1V-50)	1	
-13	571 087		KNOB - Trim, black (RB31)	1	
-14	467 066		ISOLATOR - Vibration (JA-6984-8)	4	
-15	404 751		NUT - Wing (AN350-832)	4	
	407 134	W	WASHER - (AN936-A8)	8	
	407 583	W	WASHER - (AN960-8L)	4	
	406 863	W	RIVNUT - (ABK-75)	4	
-16	400 438	W	BOLT - (AN3-4A)	4	
	404 835	W	NUT - (MS20365-1032C)	4	
-17	66789-00	B	BRACKET - AutoFlite	1	
-18	596 032		TRACKER - Omni (1D482)	1	
-19	757 898	D	CABLE ASSEMBLY - Roll servo (30A211-8R)	1	

When ordering, always specify Part Number, Description and Serial Number of Aircraft

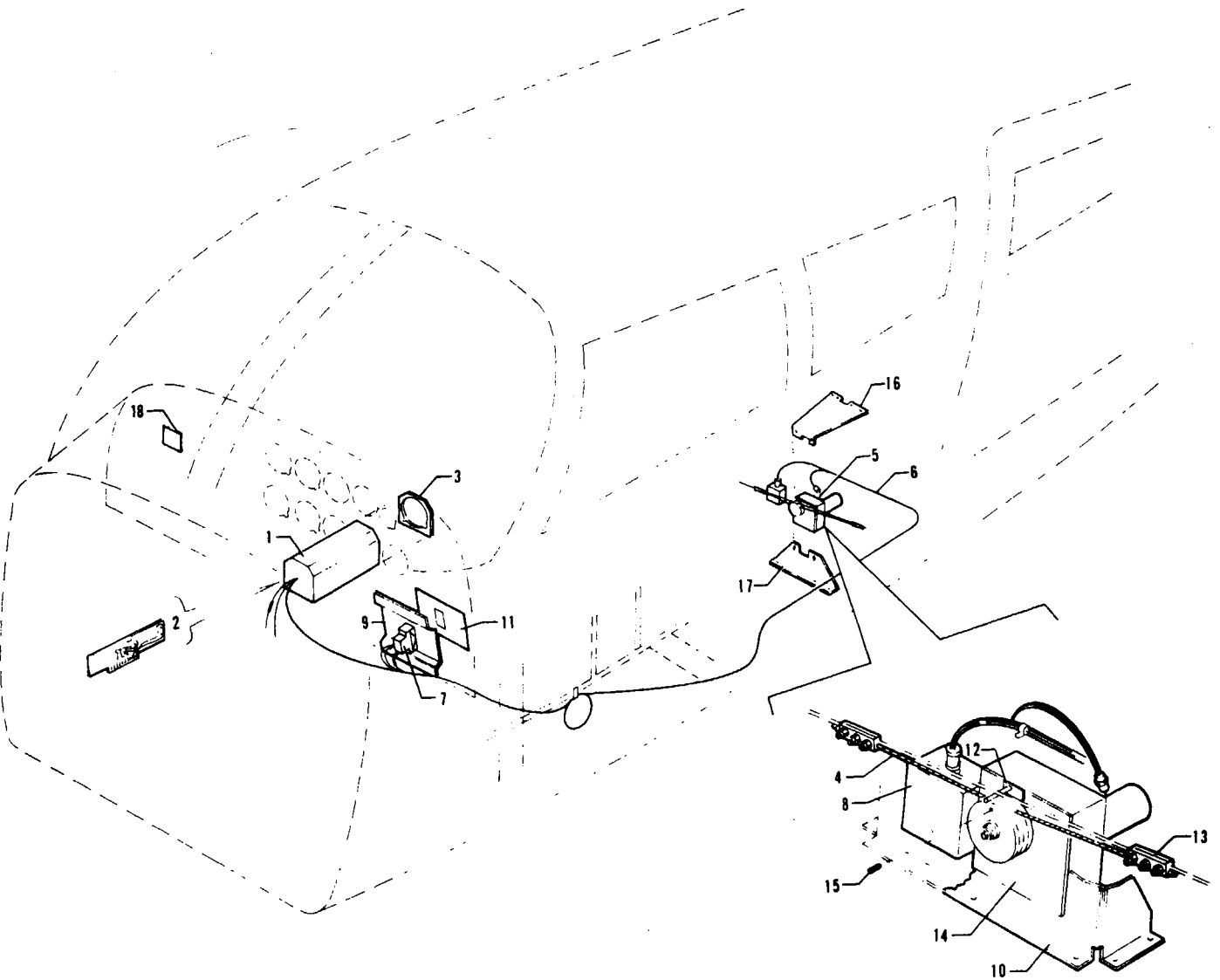


Figure 115 AutoFlite II Installation
(PA-32-260 - Serial Nos 32-7100001 and up)
(PA-32-300 - Serial Nos 32-7140001 and up)
(PA-32R-300 - Serial Nos 32R-7680001 and up)

REVISED APRIL 1980

PA-32-260
PA-32-300
PA-32R-300

PIPER PARTS CATALOG

CODE EXPLANATIONS FOR FIGURE 115

- A - Used on PA-32-260 with serial numbers 32-7100001 and up, PA-32-300 with serial numbers 32-7140001 and up, and PA-32R-300.
- B - Used if AutoFlite II without tracker is installed.
- C - Used if AutoFlite II with tracker is installed.
- D - Used on PA-32-260 and PA-32-300 only.
- E - Used on PA-32R-300 only.
- W - These parts must be ordered from Service Spares Department, Piper Aircraft, Lock Haven, Penna.

PIPER PARTS CATALOG

Figure and Index Number	Part Number	Code	NOMENCLATURE	No Req.	SERIAL NUMBERS AFFECTED
115-	99447		DRAWING - Auto Flite II Installation		
-1	52586-02	B,W	INSTRUMENT - Turn and bank (52D75-3)	1	
	755 432	C	INSTRUMENT - Turn and bank (52D75-4)	1	
-2	758 188	C	* TRACKER BOARD - Printed circuit (1D628)	1	
-3	99209-00		PLATE - Turn and bank mounting	1	
-4	753 980		CABLE - Bridle (30B200)	1	
-5	757 878	D	CABLE ASSEMBLY - Roll servo (30A211-8R)	1	
-6	757 913		CABLE ASSEMBLY - (30C379-1)	1	
-7	487 901		SWITCH - (8134-K21A1V-50)	1	
-8	758 181		BOX - Relay (1A526)	1	
-9	66798-00		BRACKET - AutoFlite II	1	
-10	453 426	D	BRACKET - Servo mounting (7C511-2)	1	
-11	99448-00		PLACARD - AutoFlite II	1	
-12	751 897		GUARD - Cable (7A508-1)	1	
-13	757 863	W	CLAMP ASSEMBLY - Bridle cable (42A173-1)	2	
-14	757 595	D	SERVO - Roll (1C363-1-183R)	1	
	762 245	E	SERVO - Roll (1C363-1-269R)	1	
-15	757 579	W	* SET SCREW - Capstan (3S326)	1	
-16	758 345	E	BRACKET - Servo mounting, top (7C1595)	1	
-17	758 346	E	BRACKET - Servo mounting, bottom (7C1596)	1	
-18	454 656	W	CIRCUIT PROTECTOR - (PS50120-3-7) 5 amp	1	

When ordering, always specify Part Number, Description and Serial Number of Aircraft

PIPER PARTS CATALOG

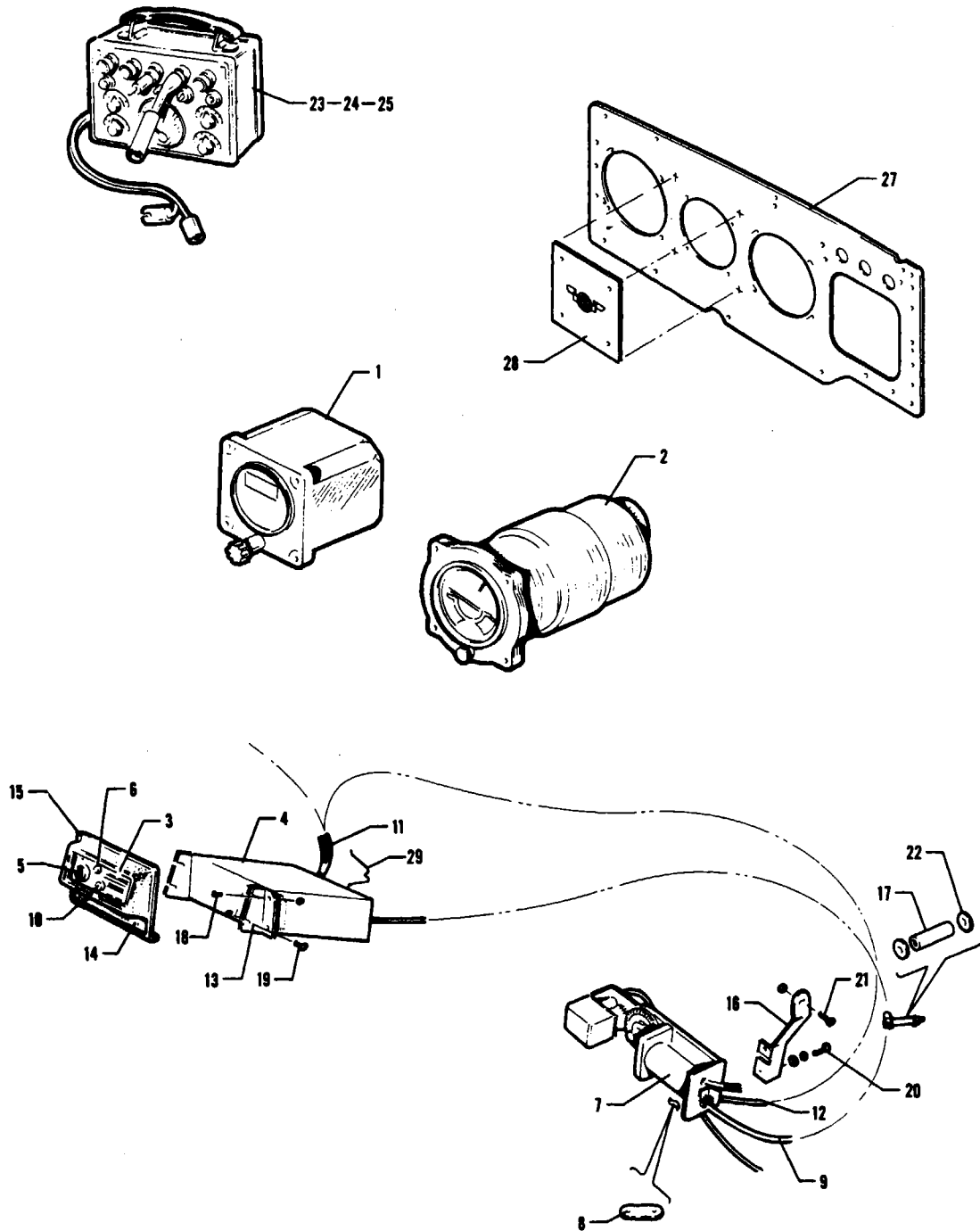


Figure 116. AutoControl II Installation

PIPER PARTS CATALOG

CODE EXPLANATIONS FOR FIGURE 116

- A - Used on AutoControl with "O" heading only.
- B - Used on AutoControl with course selector only.
- C - No longer available.
- W - These parts must be ordered from Service Spares Department, Piper Aircraft, Lock Haven, Penna.

PIPER PARTS CATALOG

Figure and Index Number	Part Number	Code	NOMENCLATURE	No. Req.	SERIAL NUMBERS AFFECTED
116-	68880		DRAWING - AutoControl II Installation		
-1	550 640	A,C,W	INSTRUMENT - Directional gyro (30887-02)	1	
	550 643	B,C,W	INSTRUMENT - Directional gyro (31058-02)	1	
	550 779	B,W	INSTRUMENT - Directional gyro (32169-00) (3 inch)	1	
-2	550 642	C,W	INSTRUMENT - Gyro horizon (31063-02)	1	
	550 777	W	INSTRUMENT - Gyro horizon (32167-00) (3 inch)	1	
-3	62163-00	A	PLACARD - AutoControl II console	1	
	65524-00	B	PLACARD - AutoControl II console	1	
-4	751 262	W	AMPLIFIER - Complete (1X214E-3)	1	
-5	754 368	W	KNOB - Turn and trim (38A77)	1	
-6	756 720	W	BUTTON - Heading lock (36S93)	1	
-7	753 642		MOTOR ASSEMBLY - Roll servo (1X221E-CH)	1	
-8	752 333	W	LEVER - Engage (30A83)	1	
-9	753 876		CABLE ASSEMBLY - Engage control (30A139-40)	1	
-10	756 716	W	KNOB - Engage control cable (36S92)	1	
-11	751 954	W	HARNES ASSEMBLY - (30B116-1)	1	
-12	751 525	W	CABLE ASSEMBLY - Servo motor (30A53-22)	1	
-13	62146-00		CLIP - Amplifier mounting, left	1	
	62146-01		CLIP - Amplifier mounting, right	1	
-14	62170-00		PLACARD - AutoControl II console	1	32-1 to 32-558 inclusive
-15	62198-03		PANEL - AutoControl trim	1	
-16	62280-00		BRACKET - Roll servo support	1	
-17	80012-27		BUSHING - Spacer	1	
-18	415 148	W	SCREW - (AN526-632R6)	4	
	404 909	W	NUT - (MS20365-632C)	4	
-19	415 104		SCREW - (4-40 x 1/4 L)	4	
	407 131		WASHER - (AN936-B4)	4	
-20	415 448	W	SCREW - (AN526-832R6)	2	
	407 103	W	WASHER - (AN935-8)	2	
	407 563	W	WASHER - (AN960-8)	2	
-21	400 437	W	BOLT - (AN3-3A)	1	
	407 564	W	WASHER - (AN960-10)	1	
	404 887	W	NUT - (MS20365-1032C)	1	
-22	401 274	W	BOLT - (AN3-15A)	1	
	407 564	W	WASHER - (AN960-10)	1	
	404 887	W	NUT - (MS20365-1032C)	1	
-23	751 412	W	TEST EQUIPMENT	1	
-24	756 737	W	ADAPTER - Test kit (68A44)	1	
-25	753 880	W	CABLE - Test (30B116-1-T)	1	
-26	65531-00		GUARD - Roll servo	1	
-27	68822-00		SUB-Panel - 3 inch gyros	1	
-28	11199-08	W	PLATE - Sub-panel hole cover	1	
-29	756 257	W	SPRING - Retainer	1	

When ordering, always specify Part Number, Description and Serial Number of Aircraft

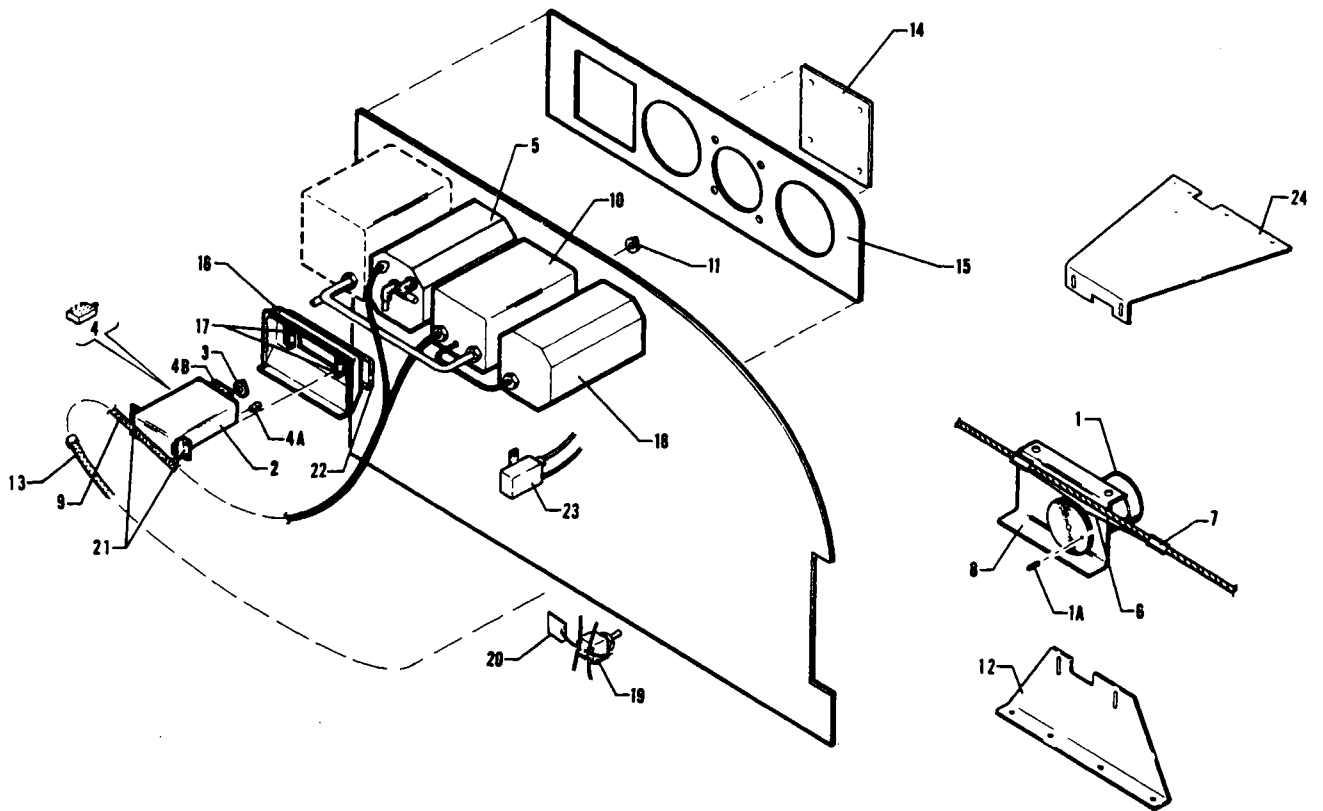


Figure 117 AutoControl III and III B Installation
 (PA-32-260 - Serial Nos 32-451 and up)
 (PA-32-300 - Serial Nos 32-40000 and up)
 (PA-32R-300 - Serial Nos 32R-7680001 and up)

REVISED: NOVEMBER 1978

3B13

PA-32-260
 PA-32-300
 PA-32R-300

PIPER PARTS CATALOG

CODE EXPLANATIONS FOR FIGURE 117

- A - Used on PA-32-260 with serial numbers 32-451 and up, PA-32-300 with serial numbers 32-40000 and up, and PA-32R-300
- B - Used on PA-32-260 with serial numbers 32-1111 and up, PA-32-300 with serial numbers 32-40566 and up, and PA-32R-300
- C - Used when Dual Omni is installed
- D - Ascertain Servo Model Number when ordering
- E - When ordering, specify color "bark II" or black
- F - Used on PA-32-260 with serial numbers 32-1111 to 32-7300076 inclusive, and PA-32-300 with serial numbers 32-40566 to 32-7340201 inclusive
- G - Used on PA-32-260 with serial numbers 32-7400001 and up, PA-32-300 with serial numbers 32-7440001 and up, and PA-32R-300
- H - Used on PA-32-260 with serial numbers 32-451 to 32-7400061 inclusive, and PA-32-300 with serial numbers 32-40000 to 32-7440182 inclusive
- J - Used on PA-32-260 with serial numbers 32-7500001 and up, PA-32-300 with serial numbers 32-7540001 and up, and PA-32R-300
- K - Used on PA-32-260 with serial numbers 32-7600001 and up, PA-32-300 with serial numbers 32-7640001 and up, and PA-32R-300 if NSD-360 Navigation Situation Display Indicator is installed
- L - Used on PA-32R-300 only
- M - Used on PA-32-260 with serial numbers 32-451 to 32-1110 inclusive, and PA-32-300 with serial numbers 32-40000 to 32-40565 inclusive
- N - Used on PA-32-260 with serial numbers 32-1111 and up, PA-32-300 with serial numbers 32-40566 to 32-7940042 incl , and PA-32R-300
- O - Used on PA-32-300 only
- W - These parts must be ordered from Service Spares Department, Piper Aircraft, Lock Haven, Penna

PIPER PARTS CATALOG

Figure and Index Number	Part Number	Code	NOMENCLATURE	No Req	SERIAL NUMBERS AFFECTED
117-	69122	M	DRAWING - AutoControl III Installation		
	69377	F	DRAWING - AutoControl III Installation		
	78250	G	DRAWING - AutoControl III and III B Installation		
-1	753 721	D,W	SERVO ASSEMBLY - Roll (1D363-183R)	1	
	757 595	D	SERVO ASSEMBLY - Roll (1C363-1-183R)	1	
	762 245	D,L	SERVO ASSEMBLY - Roll (1C363-1-269R)	1	
-1a	757 579	W	* SET SCREW - Capstan (3S326)	1	
-2	751 283	H,W	CONSOLE AMPLIFIER ASSEMBLY - AutoControl III (1C338 S/N 1 to 10000 inclusive)	1	
	758 023	J	CONSOLE AMPLIFIER ASSEMBLY - AutoControl III B (1C338 S/N 10001 and up)	1	
	758 078	K	CONSOLE AMPLIFIER ASSEMBLY - AutoControl III B (1C338-2)	1	
-3	757 052	W	* KNOB - (36A98)	1	
-4	757 581	H,W	* SWITCH - Engage (40A22-4)	2	
-4a	751 461	H,W	* BULB - Console (65S28)	2	
-4b	758 024	J,W	* CIRCUIT BOARD - Face plate light (includes 4 bulbs) 1B686	1	
-5	550 780	W	INSTRUMENT - Gyro horizon (32172-00) (3 inch)	1	
-5	753 980		CABLE ASSEMBLY - Bridle (30B200)	1	
-7	757 863	W	CLAMP ASSEMBLY - Bridle cable (42A173-1)	2	
-8	453 426		BRACKET - Servo mounting (7C511-2)	1	
-9	751 987	W	HARNESS ASSEMBLY - Amplifier (30C198)	1	
-10	551 114	W	COUPLER ASSEMBLY - Omni (25690-00)	1	
	25690-02	K,W	COUPLER ASSEMBLY - Omni	1	
-11	757 052	W	* KNOB - (36A98)	1	
-12	758 346	L	BRACKET - Servo mounting, bottom (7C1596)	1	
-13	758 002		CABLE ASSEMBLY - Roll servo extension (30C211-156R)	1	
-14	11199-08	M,W	PLATE - Hole cover	1	
-15	68822-00	M	SUB-PANEL - 3 inch gyro	1	
-16	69121-00	M	COVER - AutoControl III console	1	
-17	62145-00	M	ANGLE - Console mounting	2	
	67494-00	B	ANGLE - Console mounting, left	1	
	67494-01	B	ANGLE - Console mounting, right	1	
-18	550 778	W	INSTRUMENT - Directional gyro (32168-00) (3 inch)	1	
-19	688 164	B,C	SWITCH - Coupler (MTG206P)	1	
-20	69509-00	C,N	PLACARD - Omni coupler switch	1	
	35669-126	C,O	PLACARD - Omni coupler switch	1	32-7940043 and up
-21	69142-00	M	CLIP - Console mounting	2	
-22	79560-00	E,G	COVER - Console amplifier	1	
-23	754 836	L	FILTER - Roll signal (1B440-2)	1	
-24	758 345	L	BRACKET - Servo mounting, top (7C1595)	1	

When ordering, always specify Part Number, Description and Serial Number of Aircraft

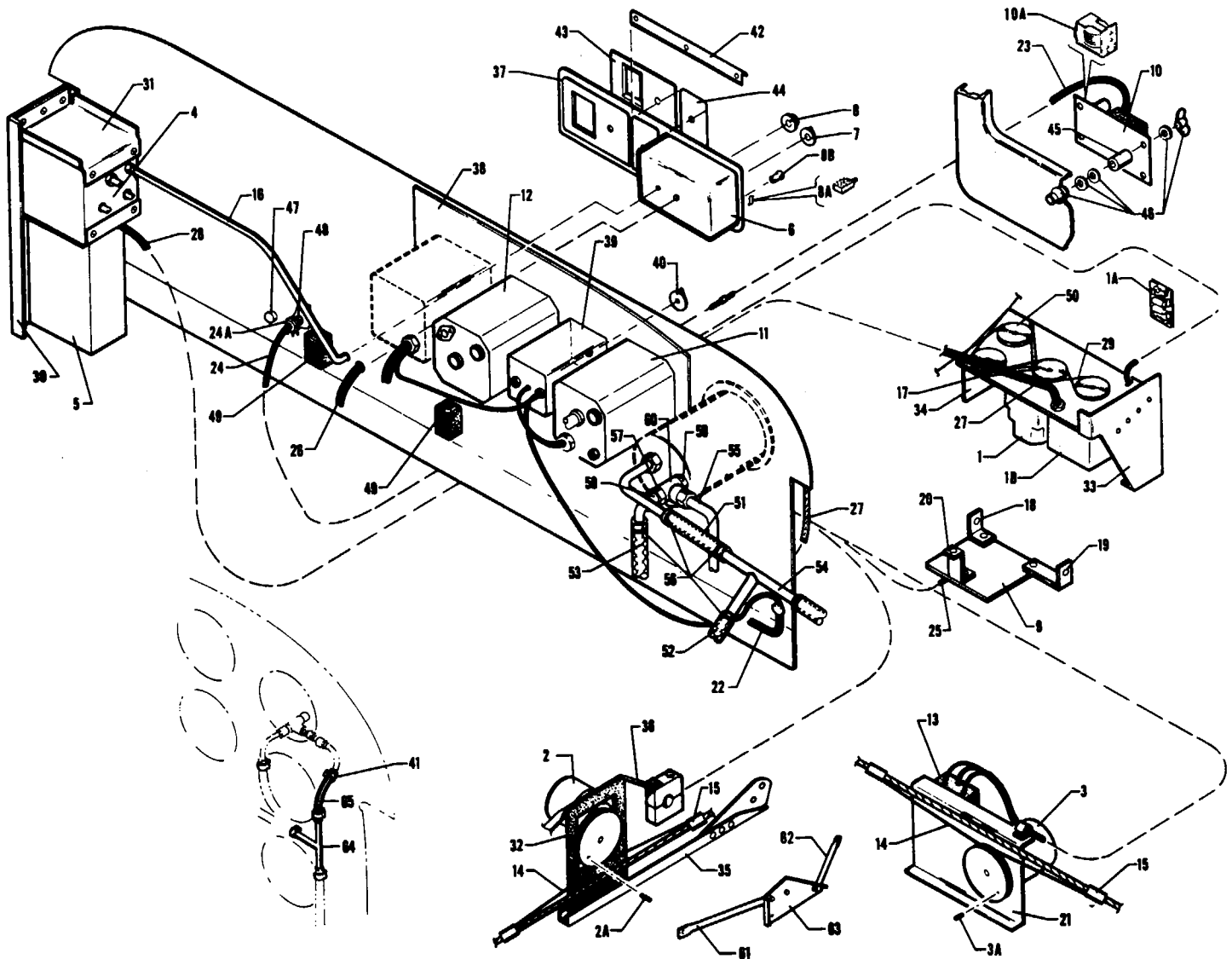


Figure 118. AltiMatic III Installation
 (PA-32-260 - Serial Nos. 32-451 to 32-1110 incl.)
 (PA-32-300 - Serial Nos. 32-40000 to 32-40565 incl.)

PIPER PARTS CATALOG

CODE EXPLANATIONS FOR FIGURE 118

- A - Used on PA-32-260 with serial numbers 32-451 to 32-1110 incl., and PA-32-300 with serial numbers 32-40000 to 32-40665 incl.
- B - Ascertain Servo Model Number when ordering.
- C - Used with Trim Servo Assembly 1D345.
- D - Used with Trim Servo Assembly 1C345-1.
- E - Used on PA-32-260 with serial numbers 32-876 and up, and PA-32-300 with serial numbers 32-40002 and up.
- F - Used on PA-32-260 with serial numbers 32-451 to 32-875 incl., and PA-32-300 with serial numbers 32-40000 to 32-40001.
- W - These parts must be ordered from Service Spares Department, Piper Aircraft, Lock Haven, Penna.

PIPER PARTS CATALOG

Figure and Index Number	Part Number	Code	NOMENCLATURE	No. Req.	SERIAL NUMBERS AFFECTED
118-	68820		DRAWING - AltMatic III Installation		
-1	753 693	B,W	SERVO ASSEMBLY - Trim (1D345)	1	
	757 690	B,W	SERVO ASSEMBLY - Trim (1C345-1)	1	
-1a	751 276	C,W	AMPLIFIER ASSEMBLY - Trim servo (1B346)	1	
-1b	751 301	D,W	AMPLIFIER ASSEMBLY - Trim servo (79C53-1)	1	
-2	753 721	B,W	SERVO ASSEMBLY - Pitch (1D363-183P)	1	
	757 696	B	SERVO ASSEMBLY - Pitch (1C363-1-183P)	1	
-2a	757 579	W	SET SCREW - Capstan (3S326)	1	
-3	753 721	B,W	SERVO ASSEMBLY - Roll (1D363-183R)	1	
	757 695	B	SERVO ASSEMBLY - Roll (1C363-1-183R)	1	
-3a	757 579	W	SET SCREW - Capstan (3S326)	1	
-4	757 539		ALTITUDE SELECTOR - (1D391-183)	1	
-5	751 284	W	AMPLIFIER ASSEMBLY - (1D396)	1	
-6	757 807	W	CONSOLE ASSEMBLY - (1D396)	1	
-7	757 052	W	KNOB - Roll (36A98)	1	
-8	757 051	W	KNOB - Selector (36A123)	1	
-8a	757 581	W	SWITCH - Engage (40A22-4)	4	
-8b	751 461	W	BULB - Console (6S528)	4	
-9	757 551		SENSOR ASSEMBLY - Trim (1C377-176)	1	
-10	751 278	W	AMPLIFIER ASSEMBLY - Gyro (1C359-1)	1	
-10a	756 052	W	RELAY - Gyro amplifier (80S11)	1	
-11	550 778	W	INSTRUMENT - Directional gyro (32168-00) (3 inch)	1	
-12	550 781	W	INSTRUMENT - Gyro horizon (32173-00) (3 inch)	1	
-13	755 990	W	SWITCH BOX - Stabilizer (1B405)	1	
-14	753 980		CABLE - Bridle (30B200)	2	
-15	757 863	W	CLAMP ASSEMBLY - Bridle cable (42A173-1)	4	
-16	32212-03	W	SHAFT - Flexible (81A16-183)	1	
-17	751 906		GUARD - Cable (7A546)	1	
-18	758 105		BRACKET - Trim sensor mounting (7A542)	1	
-19	758 108		BRACKET - Trim sensor mounting (7A543)	1	
-20	758 107		BRACKET - Trim sensor mounting (7A544)	1	
-21	753 460		BRACKET - Roll servo mounting (7C511)	1	
-22	68870-02		HARNESS ASSEMBLY - Audio	1	
-23	753 977		CABLE ASSEMBLY - (30B184-4)	1	
-24	753 979		CABLE ASSEMBLY - (30B208-1)	1	
-24a	757 296	W	POTENTIOMETER - (18A18-2)	1	
-25	757 817		CABLE ASSEMBLY - (30B155-1)	1	
-26	757 818		CABLE ASSEMBLY - (30B156-42)	1	
-27	757 819		CABLE ASSEMBLY - (30B174-1)	1	
-28	757 820		CABLE ASSEMBLY - (30D207-1)	1	
-29	62701-42		CABLE ASSEMBLY - Stabilator trim	1	
-30	68144-00		BRACKET - Amplifier mounting	1	
-31	68146-00		BRACKET - Altitude selector	2	
-32	68149-00		BRACKET ASSEMBLY - Pitch servo	1	
-33	68874-00		BRACKET ASSEMBLY - Pitch trim servo	1	
-34	68876-00		BRACKET - Pitch trim servo	1	
-35	68146-00		CHANNEL ASSEMBLY - Pitch servo support	1	
-36	68841-00	F	TUBE - Pitch servo support	1	
-37	69043-00		COVER - AltMatic console	1	
-38	68822-00		SUB-PANEL - Gyro	1	
-39	551 114	W	COUPLER - Radio (25690-00) (for D.C. Converter)	1	
	757 905	W	COUPLER - Radio (1C388P-C) (for A.C. Converter)	1	
-40	757 052	W	KNOB - (36A98)	1	
-41	554 881	W	CLAMP - Alternate static line tee (SAE TY F-4)	3	

When ordering, always specify Part Number, Description and Serial Number of Aircraft

PIPER PARTS CATALOG

Figure and Index Number	Part Number	Code	NOMENCLATURE	No Req.	SERIAL NUMBERS AFFECTED
118-42	69016-00		CHANNEL - Instrument panel trim	1	
-43	69069-00		PLATE - Console cover	1	
-44	69071-00		PLATE - Console cover	1	
-45	467 066		ISOLATOR - Vibration (JA6984-8)	4	
-46	404 751		NUT - Wing (AN350-832)	4	
	407 134	W	WASHER - (AN935-A8)	8	
	407 583	W	WASHER - (AN960-8L)	4	
	406 863	W	RIVNUT - (A8K-75)	4	
-47	487 901		SWITCH - (8134-K21A1V-50)	1	
-48	571 087		KNOB - Black (RB-31)	1	
-49	454 656	W	CIRCUIT BREAKER - (PS50120-3-7)	2	
-50	481 640		PULLEY - Trim cable (MS24566-1B)	2	
-51	63913-43		HOSE - Altitude selector pressure	1	
-52	63913-61		HOSE - Altitude selector pressure	1	
-53	63913-60		HOSE - Altitude selector static	1	
-54	68193-00		TEE ASSEMBLY - Airspeed pressure line	1	
-55	63211-00		TUBE ASSEMBLY - Airspeed static	1	
-56	454 983	W	CLAMP - (SAE 8)	4	
-57	476 647	W	NIPPLE - Airspeed indicator (AN816-3D)	1	
-58	458 929	W	ELBOW - Airspeed indicator (AN842-4D)	1	
-59	476 643	W	NIPPLE - Airspeed indicator (AN911-1D)	1	
-60	488 474	W	TEE - Airspeed indicator (AN917-1D)	1	
-61	69161-00	E	TUBE - Servo support	1	
-62	69162-00	E	TUBE - Servo support	1	
-63	69163-00	E	BRACKET - Servo support	1	
-64	68193-00		TEE ASSEMBLY - Alternate static line	1	
-65	63913-56		HOSE - Alternate static line tee	1	

When ordering, always specify Part Number, Description and Serial Number of Aircraft

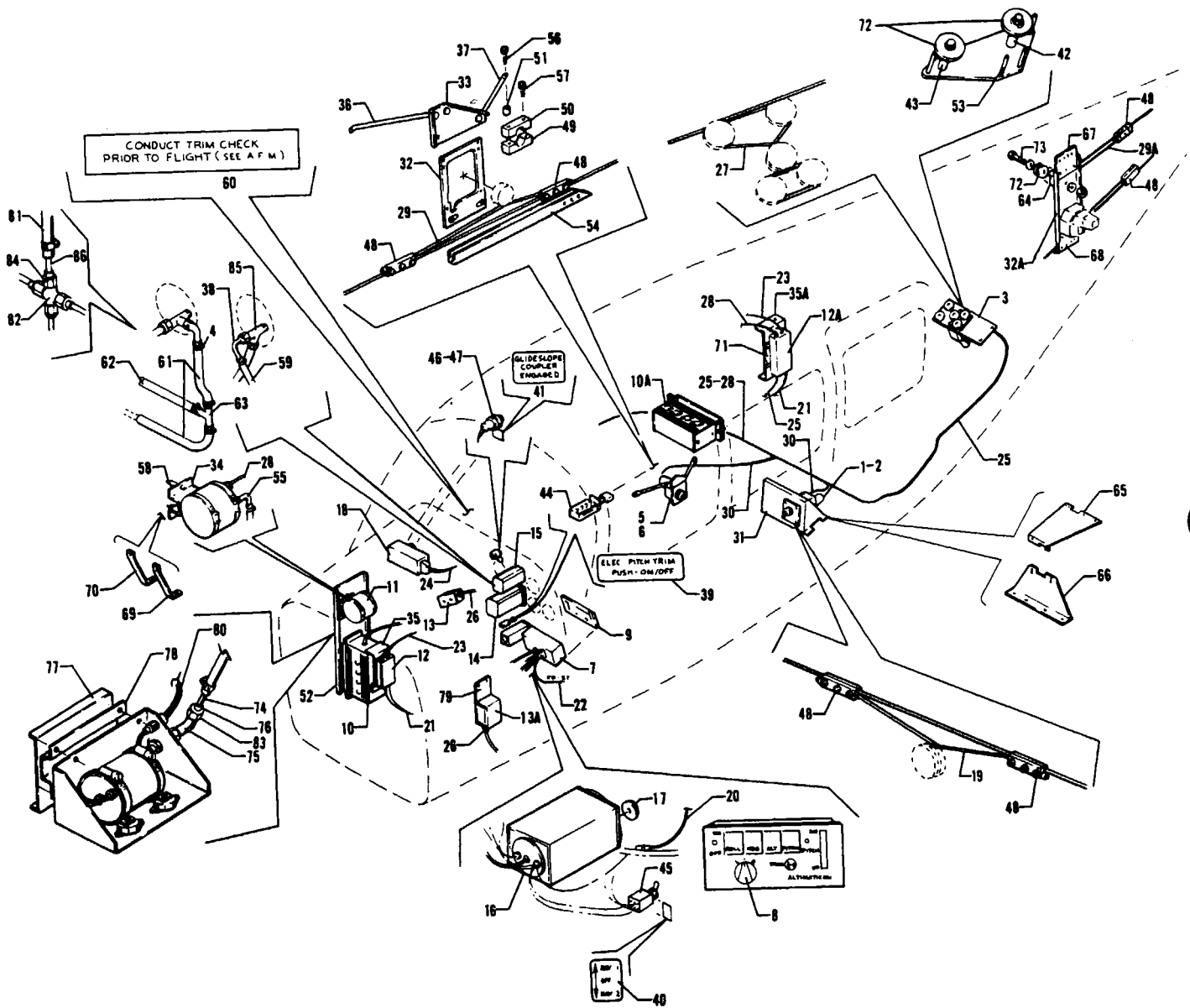


Figure 119 AltiMatic III C Installation
 (PA-32-260 - Serial Nos 32-750001 and up)
 (PA-32-300 - Serial Nos 32-7540001 to 32-7840222 incl)
 (PA-32R-300 - Serial Nos 32R-7680001 and up)

REVISED: NOVEMBER 1978

PA-32-260
 PA-32-300
 PA-32R-300

PIPER PARTS CATALOG

CODE EXPLANATIONS FOR FIGURE 119

- A - Used on PA-32-260 with serial numbers 32-7500001 and up, PA-32-300 with serial numbers 32-7540001 to 32-7840222 incl , and PA-32R-300
- B - Used when Glide Slope Coupler is installed
- C - Used when Dual Omni Coupler is installed
- D - Used if Alternate Static System is installed
- E - Used on PA-32R-300 only
- F - Used on PA-32-260 and PA-32-300 only
- G - Used if NSD-360 Navigation Situation Display Indicator is installed
- H - Used on PA-32-260 with serial numbers 32-7600001 to 32-7700023 incl ,PA-32-300 with serial numbers 32-7680001 to 32-7740113 incl , and PA-32R-300 with serial numbers 32R-7680001 to 32R-7780549 incl
- J - Used on PA-32-260 with serial numbers 32-7800001 and up, and PA-32-300 with serial numbers 32-7840046 to 32-7840222 incl
- K - Used on PA-32-260 with serial numbers 32-7500001 to 32-7700023 inclusive, PA-32-300 with serial numbers 32-7540001 to 32-7840045 inclusive, and PA-32R-300 with serial numbers 32R-7680001 and up
- L - Used on PA-32-260 with serial numbers 32-7500001 to 32-7700023 inclusive, PA-32-300 with serial numbers 32-7540001 to 32-7840045 inclusive, and PA-32R-300 with serial numbers 32R-7680001 to 32R-7780417 inclusive
- M - Used on PA-32-260 with serial numbers 32-7800001 and up, PA-32-300 with serial numbers 32-7840046 to 32-7840222 incl , and PA-32R-300 with serial numbers 32R-7780418 and up
- N - Used on PA-32-260 with serial numbers 32-7500001 to 32-7700023 inclusive, and PA-32-300 with serial numbers 32-7540001 to 32-7840045 inclusive
- O - Used on PA-32-260 with serial numbers 32-7800001 and up, PA-32-300 with serial numbers 32-7840046 to 32-7840222 incl , and PA-32R-300 with serial numbers 32R-7680001 and up
- P - Used on PA-32-260 with serial numbers 32-7800001 to 32-7800008 incl , and PA-32-300 with serial numbers 32-7840001 to 32-7840222 incl, and PA-32R-300 with serial numbers 32R-7880001 to 32R-7880068 incl
- W - These parts must be ordered from Service Spares Department, Piper Aircraft, Lock Haven, Penna

PIPER PARTS CATALOG

Figure and Index Number	Part Number	Code	NOMENCLATURE	No. Req.	SERIAL NUMBERS AFFECTED
119-	69855		DRAWING - AltiMatic III C Installation		
-1	762 245		SERVO ASSEMBLY - Roll (1C363-1-269R)	1	
-2	757 579	W	* SET SCREW - Capstan (3S326)	1	
-3	762 246	F	SERVO ASSEMBLY - Trim (1C373-6-488)	1	
	762 251	E	SERVO ASSEMBLY - Trim (1C373-6-529)	1	
-4	554 861	D,W	CLAMP - (SAE TY F-4)	3	
-5	762 247	F	SERVO ASSEMBLY - Pitch (1C508-1-183P)	1	
	762 252	E	SERVO ASSEMBLY - Pitch (1C508-1-529P)	1	
-6	757 579	W	* SET SCREW - Capstan (3S326)	1	
-7	758 026	W	CONSOLE - AltiMatic III C (1D720)	1	
-8	760 899	W	* KNOB - Roll (36B141)	1	
-9	757 456	W	* PLATE - Face (13C767) (with 6 bulbs)	1	
-10	751 314	L	AMPLIFIER - (1C515-1)	1	
-10a	751 314	M	AMPLIFIER - (1C515-1)	1	
-11	751 287	N,W	ALTITUDE HOLD - (1C407)	1	
	751 347	O	ALTITUDE HOLD - (1C725) (includes 1C535-1 controller, mounting brackets and shock mounts)	1	
-12	751 342	N	AMPLIFIER - Trim (1C709-5)	1	
-12a	763 008	E	AMPLIFIER - Trim (1C709-16)	1	
	751 342	J	AMPLIFIER - Trim (1C709-5)	1	
-13	758 181	L	BOX - Relay (1A526)	1	
-13a	758 181	M	BOX - Relay (1A526)	1	
-14	550 778	W	INSTRUMENT - Directional gyro (32168-00)	1	
	755 472	H	INSTRUMENT - Horizontal situation indicator, unslaved (NSD-360-(11)/52D136-1120)	1	
	596 755	P,W	INSTRUMENT - Horizontal situation indicator, unslaved (NSD-360-A/52D136-1333)	1	
-15	550 559	W	INSTRUMENT - Attitude gyro (32173-02)	1	
-16	551 114	W	COUPLER ASSEMBLY - Omni (25690-00)	1	
	25690-02	G,W	COUPLER ASSEMBLY - Omni	1	
-17	757 052	W	* KNOB - (36A98)	1	
-18	751 300	W	COUPLER ASSEMBLY - Glide slope (1C493)	1	
-19	753 980		CABLE ASSEMBLY - Bridle (30B200)	1	
-20	596 236	B	CABLE ASSEMBLY - (30B295-1)	1	
-21	758 071	L	CABLE ASSEMBLY - (30B174-5)	1	
	763 222	M	CABLE ASSEMBLY - (30C174-11)	1	
-22	758 072	L	CABLE ASSEMBLY - (30B156-8)	1	
	763 221	E	CABLE ASSEMBLY - (30C156-2)	1	32R-7780418 and up
	763 248	J	CABLE ASSEMBLY - (30C156-8)	1	
-23	758 073	L	CABLE ASSEMBLY - (30D207-20)	1	
	763 225	M	CABLE ASSEMBLY - (30D207-31)	1	
-24	596 235	B	CABLE ASSEMBLY - (30C291-1)	1	
-25	758 028	L	CABLE ASSEMBLY - (30C481-7)	1	
	763 223	M	CABLE ASSEMBLY - (30C481-27)	1	
-26	757 959	K	CABLE ASSEMBLY - (30B340-2)	1	
	758 052	J	CABLE ASSEMBLY - (30B340-3)	1	
-27	62701-135		CABLE ASSEMBLY - Control stabilator trim, forward	1	
-28	758 075	N	CABLE ASSEMBLY - (30C481-11)	1	
	763 270	E	CABLE ASSEMBLY - (30C481-1)	1	
	763 224	J	CABLE ASSEMBLY - (30C481-28)	1	
-29	753 980	F	CABLE ASSEMBLY - (30B200)	1	
-29a	758 079	E	CABLE ASSEMBLY - (30B507)	1	
-30	758 001	L	CABLE EXTENSION - (30C211-8R)	1	
-31	453 425	F	BRACKET - Roll servo mounting (7C511-3)	1	
-32	68149-00	F	BRACKET ASSEMBLY - Pitch servo mounting	1	

When ordering, always specify Part Number, Description and Serial Number of Aircraft

PIPER PARTS CATALOG

Figure and Index Number	Part Number	Code	NOMENCLATURE	No. Req.	SERIAL NUMBERS AFFECTED
119-32a	758 348	E	BRACKET - Pitch servo mounting (7D1601)	1	
-33	69163-00	F	BRACKET - Pitch servo support	1	
-34	758 328	N	BRACKET - Altitude hold (7B644)	1	
-35	79534-00	N	BRACKET - Pitch trim amplifier	1	
-35a	758 349	E	BRACKET - Pitch trim amplifier (7C1538)	1	32R-7680001 to 32R-7780417 incl
	758 404	M	BRACKET - Pitch trim amplifier (7C1786)	1	
-36	69161-00	F	TUBE - Pitch servo support	1	
-37	69162-00	F	TUBE - Pitch servo support	1	
-38	63211-00		TUBE ASSEMBLY - Static	1	
-39	67490-02		PLACARD - Electric pitch trim	1	
-40	96734-00	C	PLACARD - Omni coupler	1	
-41	69669-40	B	PLACARD - Glide slope coupler	1	
-42	95061-115		BUSHING - Pitch trim servo (44 long)	1	
-43	95061-118		BUSHING - Pitch trim servo (31 long)	1	
-44	67445-02		SWITCH ASSEMBLY	1	
-45	688 164	C	SWITCH - Omni coupler (MTG-206P)	1	
-46	596 244	B	LIGHT ASSEMBLY - (30B412-1)	1	
-47	761 173	B	* LAMP - (65S16)	1	
-48	757 863	W	CLAMP ASSEMBLY - Bridle cable (42A173-1)	4	
-49	62745-02	F	PILLOW BLOCK ASSEMBLY	1	
-50	62745-03	F	PILLOW BLOCK ASSEMBLY	1	
-51	80022-104	F	BUSHING	1	
-52	68144-00	N	BRACKET - Amplifier mounting	1	
-53	751 906		GUARD - Cable (7A546)	1	
-54	68146-00	F	CHANNEL SUPPORT - Pitch servo	1	
-55	458 948	N,W	ELBOW - (1K1-2-4)	1	
-56	401 279	F,W	BOLT - (AN3-25A)	1	
-57	400 448	F,W	BOLT - (AN3-22A)	1	
-58	761 505	N	MOUNT - Shock, altitude hold (75S1)	3	
-59	63913-139		HOSE	1	
-60	757 459		PLACARD - Conduct trim check, see A F M (13A660)	1	
	763 418		PLACARD - Conduct trim check, see P O H (13A660-1)	1	
-61	63913-70	D	HOSE - Alternate static (22" L)	1	
-62	63913-138	D,L	HOSE - Alternate static (54 50" L)	1	
	63913-159	D,E	HOSE - Alternate static (57 50" L)	1	32R-7780418 and up
-63	68193-04	K	TEE - Alternate static	1	
-64	758 355	E	BRACKET - (7A972-2)	1	
-65	758 345	E	BRACKET - Servo mounting, top (7C1595)	1	
-66	758 346	E	BRACKET - Servo mounting, bottom (7C1596)	1	
-67	758 350	E	BRACKET - Pitch servo mounting (7B1599)	1	
-68	758 351	E	BRACKET - Pitch servo mounting (7B1600)	1	
-69	758 352	E	BRACKET - Altitude hold mounting, left (7B1598)	1	32R-7680001 to 32R-7780417 incl
-70	758 353	E	BRACKET - Altitude hold mounting, right (7B1604)	1	32R-7680001 to 32R-7780417 incl
-71	758 354	O	BRACKET - Pitch trim amplifier (7A1445)	2	
-72	481 640	E	PULLEY - (MS24566-1B)	1	
-73	401 272	E	BOLT - (AN3H-14A)	1	
	756 673	E	WASHER - (4S31)	2	
	407 564	E,W	WASHER - (AN960-10)	2	
	404 887	E,W	NUT - (MS20365-1032C)	2	
-74	79636-04	M	TUBE - Altitude hold	2	
-75	458 893	M,W	ELBOW - (AN822-3D)	1	
-76	477 611	M	COUPLING - (AN818-3D)	1	
-77	758 417	M	BRACKET - Altitude hold (7C1863)	1	
-78	758 405	M	BRACKET - Altitude hold (7B1774-1)	1	
-79	758 416	M	BRACKET - Relay box (7B1822)	1	
-80	763 220	M	CABLE ASSEMBLY - (30A246-24)	1	
-81	63913-36	J	HOSE	1	
-82	455 417	J	CROSS - (AN827-3D)	1	
	488 315	J,W	TEE - (AN824-3D)	1	

When ordering, always specify Part Number, Description and Serial Number of Aircraft

PIPER PARTS CATALOG

Figure and Index Number	Part Number	Code	NOMENCLATURE	No. Req.	SERIAL NUMBERS AFFECTED
119-83	486 896	M	SLEEVE - (MS20819-3D)	1	
-84	477 611	J	COUPLING - (AN818-3D)	1	
-85	488 310	W	TEE - (MS20826-3D)	1	
-86	486 896	J	SLEEVE - (MS20819-3D)	1	

When ordering, always specify Part Number, Description and Serial Number of Aircraft

PIPER PARTS CATALOG

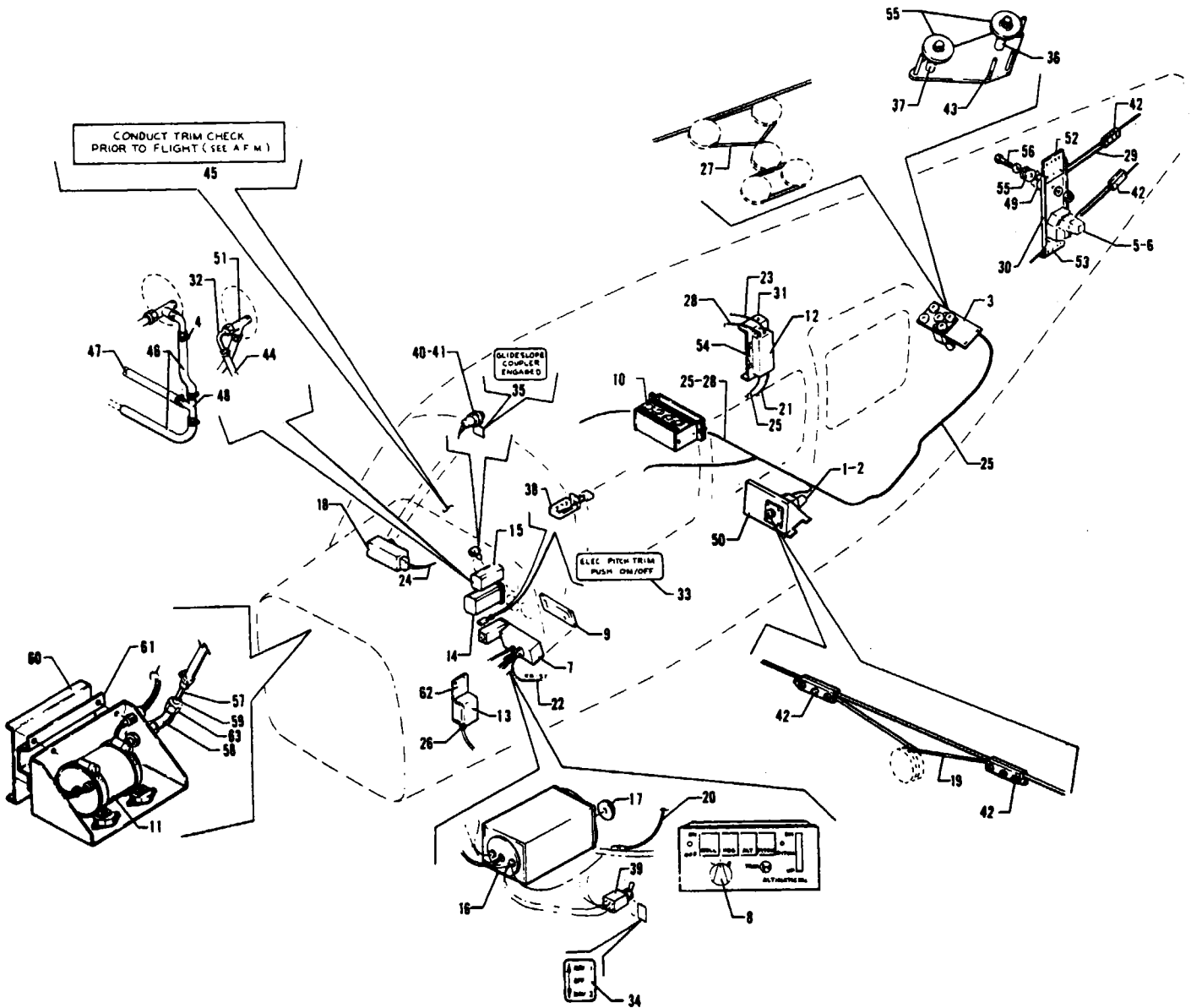


Figure 119A AltiMatic III C Installation
(PA-32-300 - Serial Nos 32-7940001 and up)

PIPER PARTS CATALOG

CODE EXPLANATIONS FOR FIGURE 119A

- A - Used if NSD-360 Navigation Situation Display Indicator is installed
- B - Used when Glide Slope Coupler is installed
- C - Used when Dual Omni Coupler is installed
- D - Used if Alternate Static System is installed
- W - These parts must be ordered from Service Spares Department, Piper Aircraft, Lock Haven, Penna

PIPER PARTS CATALOG

Figure and Index Number	Part Number	Code	NOMENCLATURE	No. Req.	SERIAL NUMBERS AFFECTED
119A-	38482		DRAWING - AltiMatic III C Installation		
-1	762 245		SERVO ASSEMBLY - Roll (1C363-1-269R)	1	
-2	757 579	W	* SET SCREW - Capstan (3S326)	1	
-3	762 251		SERVO ASSEMBLY - Trim (1C373-6-529)	1	
-4	554 861	W	CLAMP - (SAE TY F-4)	5	
-5	762 387		SERVO ASSEMBLY - Pitch (1C-508-1-775P)	1	
-6	757 579	W	* SET SCREW - Capstan (3S326)	1	
-7	758 026	W	CONSOLE - AltiMatic III C (1D720)	1	
-8	760 899	W	* KNOB - Roll (36B141)	1	
-9	757 456	W	* PLATE - Face (13C767) (with 6 bulbs)	1	
-10	751 314		AMPLIFIER - (1C515-1)	1	
-11	751 347		ALTITUDE HOLD - (1C725) (includes 1C535-1 controller, mounting brackets and shock mounts)	1	
-12	763 008		AMPLIFIER - Trim (1C709-16)	1	
-13	758 181		BOX - Relay (1A526)	1	
-14	550 778	W	INSTRUMENT - Directional gyro (32168-00)	1	
	596 755	W	INSTRUMENT - Horizontal situation indicator, unslaved (NSD-360-A/52D136-1333)	1	
-15	550 559	W	INSTRUMENT - Attitude gyro (32172-02)	1	
-16	551 114	W	COUPLER ASSEMBLY - Omni (25690-00)	1	
	25690-02	A,W	COUPLER ASSEMBLY - Omni	1	
-17	757 052	W	* KNOB - (36A98)	1	
-18	751 300	W	COUPLER ASSEMBLY - Glide slope (1C493)	1	
-19	753 980		CABLE ASSEMBLY - Bridle (30B200)	1	
-20	596 236	B	CABLE ASSEMBLY - (30B295-1)	1	
-21	763 222		CABLE ASSEMBLY - (30C174-11)	1	
-22	763 248		CABLE ASSEMBLY - (30C156-8)	1	
-23	763 225		CABLE ASSEMBLY - (30D207-31)	1	
-24	596 235	B	CABLE ASSEMBLY - (30C291-1)	1	
-25	763 223		CABLE ASSEMBLY - (30C481-27)	1	
-26	758 052		CABLE ASSEMBLY - (30B340-3)	1	
-27	62701-135		CABLE ASSEMBLY - Control stabilator trim, forward	1	
-28	763 270		CABLE ASSEMBLY - (30C481-1)	1	
-29	758 079		CABLE ASSEMBLY - (30B507)	1	
-30	758 348		BRACKET - Pitch servo mounting (7D1601)	1	
-31	758 404		BRACKET - Pitch trim amplifier (7C1786)	1	
-32	63211-00		TUBE ASSEMBLY - Static	1	
-33	67490-02		PLACARD - Electric pitch trim	1	
-34	96734-00	C	PLACARD - Omni coupler	1	
-35	69669-40	B	PLACARD - Glide slope coupler	1	
-36	95061-115		BUSHING - Pitch trim servo	1	
-37	95061-118		BUSHING - Pitch trim servo	1	
-38	67445-02		SWITCH ASSEMBLY	1	
-39	688 164	C	SWITCH - Omni coupler (MTG-206P)	1	32-7940001 to 32-7940042 incl
	588 110	C	SWITCH - Omni coupler (MS35059-21)	1	32-7940043 and up
-40	596 244	B	LIGHT ASSEMBLY - (30B412-1)	1	
-41	761 173	B	* LAMP - (65S16)	1	
-42	757 863	W	CLAMP ASSEMBLY - Bridle cable (42A173-1)	4	
-43	751 906		GUARD - Cable (7A546)	1	
-44	63913-139		HOSE	1	
-45	763 418		PLACARD - Conduct trim check, see P O H (13A660-1)	1	
-46	63913-70	D	HOSE - Alternate static (22" L)	1	
-47	63913-138	D	HOSE - Alternate static (54 50" L)	1	
-48	68193-04		TEE - Alternate static	1	
-49	758 355		BRACKET - (7A972-2)	1	

When ordering, always specify Part Number, Description and Serial Number of Aircraft

PIPER PARTS CATALOG

Figure and Index Number	Part Number	Code	NOMENCLATURE	No. Req.	SERIAL NUMBERS AFFECTED
119A-50	453 425		BRACKET - Roll servo mounting (7C511-3)	1	
-51	488 310	W	TEE - (MS20826-3D)	1	
-52	758 350		BRACKET - Pitch servo mounting (7B1 599)	1	
-53	758 351		BRACKET - Pitch servo mounting (7B1 600)	1	
-54	758 354		BRACKET - Pitch trim amplifier (7A1 445)	2	
-55	481 640		PULLEY - (MS24566-1B)	3	
-56	401 261		BOLT - (AN3H-12A)	1	
	758 673		WASHER - (4S31)	2	
	407 564	W	WASHER - (AN960-10)	2	
	404 887	W	NUT - (MS20365-1032C)	1	
-57	79636-04		TUBE - Altitude hold	2	
-58	458 893	W	ELBOW - (AN822-3D)	1	
-59	477 611		COUPLING - (AN818-3D)	1	
-60	758 417		BRACKET - Altitude hold (7C1 863)	1	
-61	758 405		BRACKET - Altitude hold (7B1 774-1)	1	
-62	758 416		BRACKET - Relay box (7B1 822)	1	
-63	488 896		SLEEVE - (MS20819-3D)	1	

When ordering, always specify Part Number, Description and Serial Number of Aircraft

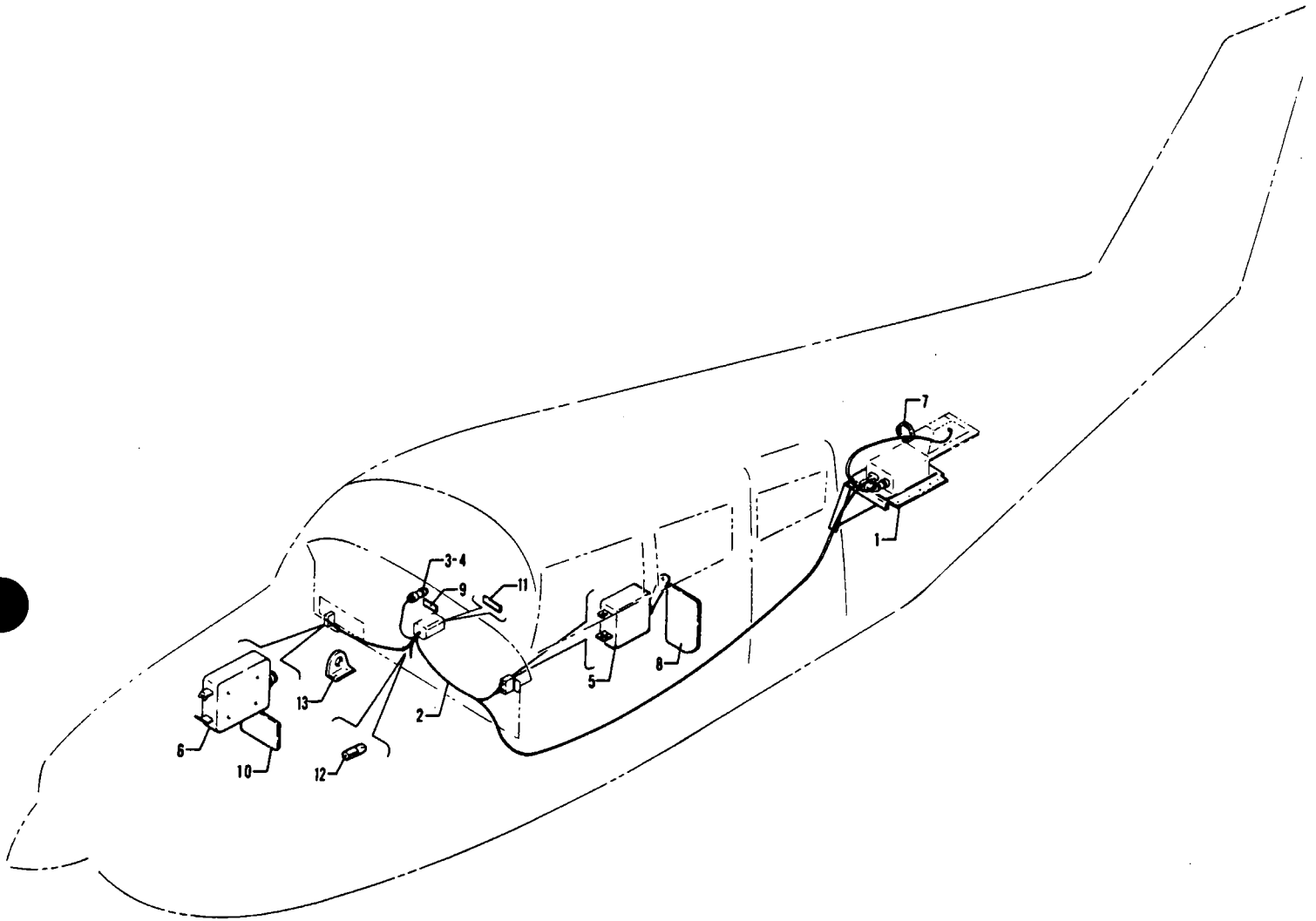


Figure 120 Radar Altimeter Installation
(PA-32-260 - Serial Nos 32-7600001 and up)
(PA-32-300 - Serial Nos 32-7640001 and up)
(PA-32R-300 - Serial Nos 32R-7680001 and up)

REVISED APRIL 1980

PIPER PARTS CATALOG

CODE EXPLANATIONS FOR FIGURE 120

- A - Used on PA-32-260 with serial numbers 32-7600001 and up, PA-32-300 with serial numbers 32-7640001 and up, and PA-32R-300.
- B - Used if Air Conditioning is installed.
- W - These parts must be ordered from Service Spares Department, Piper Aircraft, Lock Haven, Penna.

PIPER PARTS CATALOG

Figure and Index Number	Part Number	Code	NOMENCLATURE	No Req.	SERIAL NUMBERS AFFECTED
120-	37693		DRAWING - Radar Altimeter Installation		
-1	37693-04		SUPPORT - Radar altimeter transmitter	1	
-2	37694-02		HARNES ASSEMBLY - Radar altimeter	1	
-3	761 198		* LAMP ASSEMBLY - (136-0020-00)	1	
-4	472 054	W	* LAMP - (PS10008-330)	1	
-5	587 923		* SWITCH - (JMT 123)	1	
-6	454 706		CIRCUIT BREAKER - (PS50120-1-2) 5 amp, ETA Products	1	
	454 668		CIRCUIT BREAKER - (PS50120-3-8) 5 amp, Wood Electric Corp	1	
-7	63186-12		MOULDING	1	
-8	69669-97		PLACARD - Radar altimeter "ON-OFF"	1	
-9	69669-95		PLACARD - Radar altimeter "OFF" for "TAKE-OFF"	1	
-10	69669-96		PLACARD - Radar altimeter	1	
-11	69669-114	B	PLACARD - Warning	1	
-12	472 054	W	LAMP - (PS10008-330)	1	
-13	35672-02		BRACKET - Horn	1	

When ordering, always specify Part Number, Description and Serial Number of Aircraft

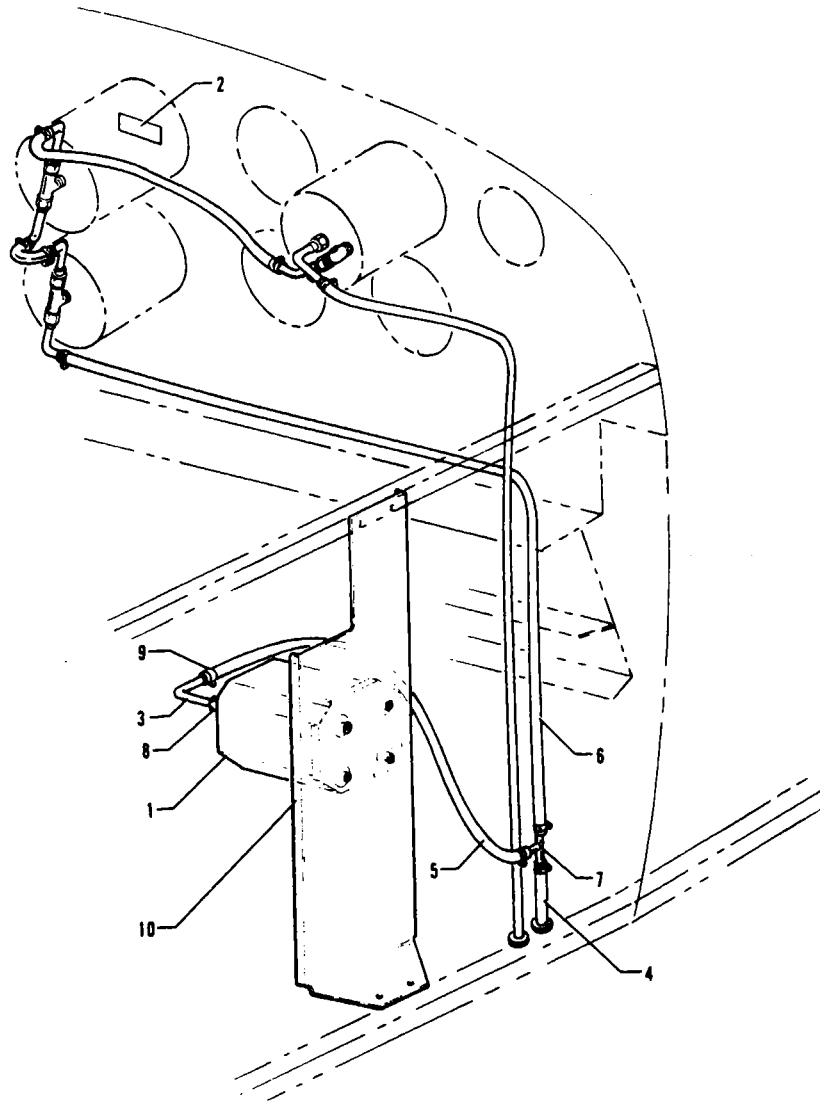


Figure 121 Encoder Installation (Narco - AR 500 & United - 5125-P3)
(PA-32-260 - Serial Nos 32-7700001 and up)
(PA-32-300 - Serial Nos 32-7740001 and up)
(PA-32R-300 - Serial Nos 32R-7780001 and up)

REVISED APRIL 1980

PIPER PARTS CATALOG

CODE EXPLANATIONS FOR FIGURE 121

- A - Used on PA-32-260 with serial numbers 32-7700001 and up, PA-32-300 with serial numbers 32-7740001 and up, and PA-32R-300 with serial numbers 32R-7780001 and up
- B - Used on PA-32-260 and PA-32-300 only
- C - Used on PA-32R-300 only
- D - Used on PA-32-300 only
- W - These parts must be ordered from Service Spares Department, Piper Aircraft, Lock Haven, Penna

PIPER PARTS CATALOG

Figure and Index Number	Part Number	Code	NOMENCLATURE	No Req	SERIAL NUMBERS AFFECTED
121-	69875		DRAWING - Encoder Installation (Narco - AR 500 & United - 5125-P3)		
-1	596 605		ALTITUDE REPORTER - Narco (PS50040-30-2)	1	
	597 426	D	ALTITUDE REPORTER - United (PS50040-30-4)	1	32-7940114 and up
-2	35669-154		PLACARD - Altitude reporter installed	1	
-3	63211-00	B	TUBE ASSEMBLY - Altitude reporter	1	
	67700-160	C	TUBE ASSEMBLY - Altitude reporter	1	
-4	63913-34		HOSE	1	
-5	63913-37		HOSE	1	
-6	63913-115		HOSE	1	
-7	68193-07		TEE	1	
-8	476 647	B,W	UNION - (AN816-3D)	1	
	458 893	C,W	ELBOW - (AN822-3D)	12	
-9	554 861	W	CLAMP - (SAE TY F-4)	4	
-10	69874-05	B	BRACKET ASSEMBLY - Mounting	1	

When ordering, always specify Part Number, Description and Serial Number of Aircraft

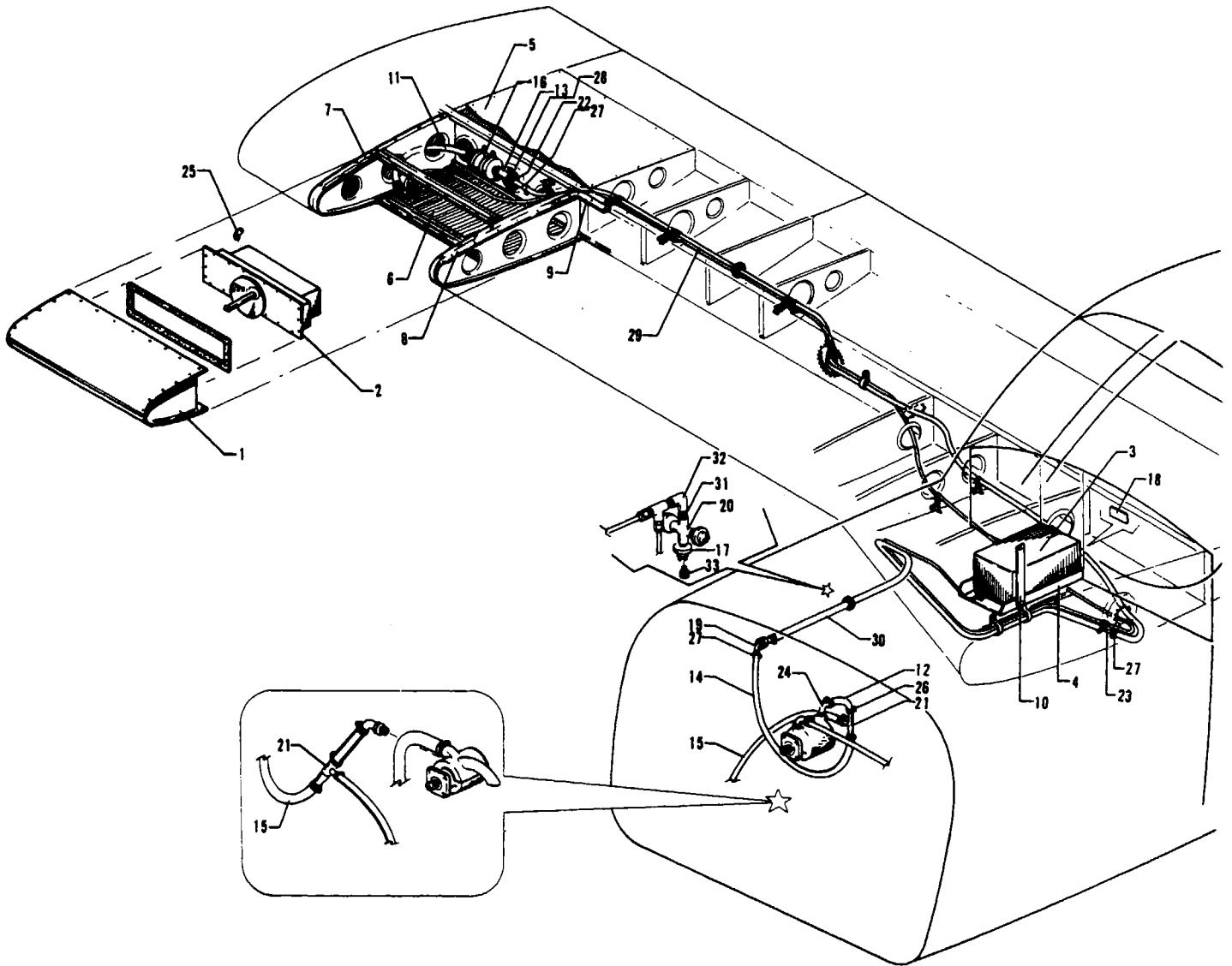


Figure 122 Radar System Installation
(Serial Nos 32-7940063 and up)

PIPER PARTS CATALOG

CODE EXPLANTIONS FOR FIGURE 122

W - These parts must be ordered from Service Spares Department, Piper Aircraft, Lock Haven, Penna

PIPER PARTS CATALOG

Figure and Index Number	Part Number	Code	NOMENCLATURE	No Req	SERIAL NUMBERS AFFECTED
122-	36885		DRAWING - Radar System Installation		
-1	36887-13		RADOME ASSEMBLY	1	
-2	597 206		ANTENNA ASSEMBLY - R/T (MI585255-1)	1	
-3	597 208		INDICATOR - Radar (MI585256)	1	
-4	597 207		TRAY - Mounting (MI585260)	1	
-5	36880-04		SKIN ASSEMBLY - Outboard, wing, top	1	
-6	36880-05		SKIN ASSEMBLY - Outboard, wing, bottom	1	
-7	36880-09		FILLER - Wing rib, Sta 171 35	1	
-8	36880-08		FILLER - Wing rib, Sta 147 70	1	
-9	36880-07		FILLER - Wing rib, Sta 147 70, rear	1	
-10	79009-00		SUPPORT - Mounting tray	1	
-11	63913-84		HOSE - Antenna to filter	1	
-12	63913-153		HOSE - Fitting to vacuum pump	1	
-13	63913-154		HOSE	1	
-14	63913-178		HOSE - Firewall to vacuum pump	1	
-15	63913-185		HOSE - Fitting	1	
-16	460 866	W	FILTER - (1J4-6)	1	
-17	587 990		SWITCH - Pressure (M-4006-4)	1	
-18	35669-25		PLACARD - Radar	1	
-19	558 778		FITTING - Bulkhead (1K54-6-6)	1	
-20	455 405		CROSS - (AN918-1D)	1	
-21	36886-02		FITTING - Tee	1	
-22	36886-08		FITTING - Tube	1	
-23	36886-09		FITTING - Tube	1	
-24	560 775		ELBOW - (1K8-6-10)	1	
-25	560 774		ELBOW - (1K9-6-10)	1	
-26	454 837		CLAMP - (SAE TY A-7/8)	2	
-27	554 888		CLAMP - (SAE TY F-6)	7	
-28	554 659		CLAMP - (SAE TY F-8)	4	
-29	36885-05		TUBE	1	
-30	36885-04		TUBE	1	
-31	476 643	W	NIPPLE - (AN911-1D)	1	
-32	458 904		ELBOW - (AN914-1D)	1	
-33	581 312	W	PLUG - (AN913-1D)	1	

When ordering, always specify Part Number, Description and Serial Number of Aircraft

PIPER PARTS CATALOG

CODE EXPLANATIONS FOR RADIO INSTALLATION DRAWINGS

- A - Used in conjunction with Piper Marker Beacon
- B - Used on PA-32-260 with serial numbers 32-1 to 32-1110 inclusive, and PA-32-300 with serial numbers 32-40000 to 32-40565 inclusive
- C - Used on PA-32-260 with serial numbers 32-1111 and up, and PA-32-300 with serial numbers 32-40566 and up
- D - Used on PA-32-260 with serial numbers 32-1111 to 32-1320 inclusive, and PA-32-300 with serial numbers 32-40566 to 32-41018 inclusive
- E - Used on PA-32-260 with serial numbers 32-7100001 to 32-7300076 inclusive, and PA-32-300 with serial numbers 32-7140001 to 32-7340201 inclusive
- F - Used on PA-32-260 with serial numbers 32-7200001 and up, PA-32-300 with serial numbers 32-7240001 to 32-7840222 incl , and PA-32R-300
- G - Used on PA-32-260 with serial numbers 32-1111 to 32-7400061 inclusive, and PA-32-300 with serial numbers 32-40566 to 32-7440182 inclusive
- H - Used on PA-32-260 with serial numbers 32-7200001 to 32-7400061 inclusive, and PA-32-300 with serial numbers 32-7240001 to 32-7440182 inclusive
- J - Used on PA-32-260 with serial numbers 32-1111 and up, PA-32-300 with serial numbers 32-40566 and up, and PA-32R-300
- K - Used on PA-32-260 with serial numbers 32-7300001 and up, PA-32-300 with serial numbers 32-7340001 and up, and PA-32R-300
- L - Used on PA-32-260 with serial numbers 32-7200001 to 32-7200037 inclusive, and PA-32-300 with serial numbers 32-7240001 to 32-7240119 inclusive
- M - Used on PA-32-260 with serial numbers 32-7200038 and up, PA-32-300 with serial numbers 32-7240120 and up, and PA-32R-300
- N - Used on PA-32-260 with serial numbers 32-7200026 to 32-7400061 inclusive, and PA-32-300 with serial numbers 32-7240084 to 32-7440182 inclusive
- O - Used on PA-32-260 with serial numbers 32-7200023 and up, PA-32-300 with serial numbers 32-7240086 and up, and PA-32R-300
- P - Used on PA-32-260 with serial numbers 32-7400001 and up, and PA-32-300 with serial numbers 32-7440001 to 32-7840222 incl
- Q - Used on PA-32-260 with serial numbers 32-7500001 and up, PA-32-300 with serial numbers 32-7540001 and up, and PA-32R-300
- R - Used on PA-32-260 with serial numbers 32-7500001 and up, and PA-32-300 with serial numbers 32-7540001 and up
- S - Used on PA-32-260 with serial numbers 32-7400001 to 32-7700023 inclusive, PA-32-300 with serial numbers 32-7540001 to 32-7740113 inclusive, and PA-32R-300 with serial numbers 32R-7680001 to 32R-7780549 inclusive
- T - Used on PA-32R-300 only
- U - Used on PA-32-260 with serial numbers 32-7600001 and up, and PA-32-300 with serial numbers 32-7640001 to 32-7840222 incl
- V - Used on PA-32-260 with serial numbers 32-7200001 to 32-7500053 inclusive, and PA-32-300 with serial numbers 32-7240001 to 32-7540198 inclusive
- X - Used on PA-32-260 with serial numbers 32-7600001 and up, PA-32-300 with serial numbers 32-7640001 to 32-7840222 incl , and PA-32R-300
- Y - Used on PA-32-260 with serial numbers 32-7700001 and up, and PA-32-300 with serial numbers 32-7740001 and up
- Z - Used on PA-32-260 with serial numbers 32-7700001 and up, PA-32-300 with serial numbers 32-7740001 and up, and PA-32R-300 with serial numbers 32R-7780001 and up
- AA - Used on PA-32-260 with serial numbers 32-7300001 to 32-7700023 inclusive, PA-32-300 with serial numbers 32-7340001 to 32-7740113 inclusive, and PA-32R-300 with serial numbers 32R-7680001 to 32R-7780549 inclusive
- AB - Used on PA-32-260 with serial numbers 32-7800001 and up, PA-32-300 with serial numbers 32-7840001 and up, and PA-32R-300 with serial numbers 32R-7880001 and up
- AC - Used on PA-32-260 with serial numbers 32-7400001 to 32-7700023 inclusive, and PA-32-300 with serial numbers 32-7440001 to 32-7740113 inclusive
- AD - Used on PA-32-260 with serial numbers 32-7400001 to 32-7700023 inclusive, and PA-32-300 with serial numbers 32-7540001 to 32-7740113 inclusive
- AE - Used on PA-32-260 with serial numbers 32-7600001 to 32-7700023 inclusive, and PA-32-300 with serial numbers 32-7640001 to 32-7740113 inclusive
- AF - Used on PA-32-260 with serial numbers 32-7800001 and up, and PA-32-300 with serial numbers 32-7880001 and up
- AG - Used on PA-32-260 with serial numbers 32-7500001 and up, and PA-32-300 with serial numbers 32-7540001 to 32-7840222 incl
- AH - Used on PA-32-300 only

PIPER PARTS CATALOG

Figure and Index Number	Part Number	Code	NOMENCLATURE	No. Req.	SERIAL NUMBERS AFFECTED
	68854	B	DRAWING - Antenna Systems Installation		
	69389	J	DRAWING - Antenna Systems Installation		
	68855	B	DRAWING - Radio Systems Installation		
	69390	J	DRAWING - Radio Systems Installation		
	68844		DRAWING - Narco UGR-1A Glide Slope Installation		
	68857	B	DRAWING - Nacro ADF-31 Radio Installation		
	69384	G	DRAWING - Narco ADF-31A Radio Installation		
	68858	B	DRAWING - Bendix ADF-T12-B Radio Installation		
	69385	G	DRAWING - Bendix ADF-T12-C or D Radio Installation		
	68859	A	DRAWING - Narco Mark 12 Radio Installation		
	68860		DRAWING - King KX-150A Radio Installation		
	99608	E	DRAWING - King KX-170 Radio Installation		
	99666	V	DRAWING - King KN60C DME Radio Installation		
	68862	B	DRAWING - Narco UDI-3 DME Installation		
	69386	G	DRAWING - Narco UDI-4 DME Radio Installation		
	68869	B	DRAWING - Narco Mark 12 Radio Installation		
	69382	C	DRAWING - Narco Mark 12 and Mark 16 Radio Installation		
	68842	B	DRAWING - Narco Mark III Radio Installation		
	69383	D	DRAWING - Narco Mark VIII Radio Installation		
	69387	G	DRAWING - Transponder AT6-A Installation		
	99665	H	DRAWING - Transponder Installation, I F D Starlight		
	69641	H	DRAWING - Narco COMM-NAV 10/11/12 and Glide Slope Radio Installation		
	99837	F	DRAWING - King KX-170A/KX-170B or KX-175B and Glide Slope Radio Installation		
	99840	L	DRAWING - Narco AT50 Transponder Installation		
	99989	M	DRAWING - Narco AT50/AT50A Transponder Installation		
	99846	N	DRAWING - IDF Skyline 300 Transponder Installation		
	99844	O	DRAWING - King KR-85 Radio Installation		
	79024	P	DRAWING - King KX-175B, KN73, KN77 and KNI520 Radio Installation		
	79304	AC	DRAWING - Narco CP25B/125 and MBT-12R Audio and Marker Beacon Installation		
	37964	AB	DRAWING - Narco CP-135/135M Radio Installation		
	79001	K	DRAWING - King KMA-20 Audio Marker and Beacon Installation		
	79308	S	DRAWING - Narco COMM 10/110, 11/111, Nav 11/111, 12/112 Radio Installation		
	67966	AB	DRAWING - Narco COMM 120/111, NAV 121/122/122A, UGR-2A Radio Installation		
	69657	AA	DRAWING - King KT-76/78 Transponder Installation		
	69935	AB	DRAWING - King KT76A/78A Transponder Installation		
	69861	AD	DRAWING - R NAV, CLC-60A, Narco Radio Installation		
	79069	AG	DRAWING - King KN-74 Area NAV Radio Installation		
	69860	Q	DRAWING - Narco ADF-140/141 Single Radio Installation		
	69870	R	DRAWING - Narco ADF-140 Dual Radio Installation		
	79051	Q	DRAWING - King KR-86 Single Radio Installation		
	79054	Q	DRAWING - King KN-65/65A DME Radio Installation		
	79075	Q	DRAWING - King KR-85, KR-86 Dual Radio Installation		
	79491	Q	DRAWING - Narco DME-190/190 TSO Installation		
	38132	T	DRAWING - Narco CP25B/125 and MBJ-12-R System Installation		32R-7680001 to 32R-7780549 incl
	38134	T	DRAWING - King KX-175B, KN73, KN77 and KNI520 Radio Installation		
	38135	T	DRAWING - King KN74 Area Nav System Installation		
	38130	T	DRAWING - Narco CLC-60A R Nav Radio Installation		32R-7680001 to 32R-7780549 incl
	38131	T	DRAWING - Narco ADF-140/141 Dual Radio Installation		

When ordering, always specify Part Number, Description and Serial Number of Aircraft

PIPER PARTS CATALOG

Figure and Index Number	Part Number	Code	NOMENCLATURE	No. Req.	SERIAL NUMBERS AFFECTED
	69916	U	DRAWING - King KX-170B(E) COMM Glide Slope and NSD-360 Radio Installation		
	69918	U	DRAWING - Narco CLC-60A/NSD-360, R Nav Radio Installation		
	69919	AE	DRAWING - Nav 14/114, OC110, NSD-360 Radio Installation		
	38242	T	DRAWING - King KX-170B/B(E) COMM G S and NSD-360 Radio Installation		
	38243	T	DRAWING - Narco CLC-60A/NSD-360 R Nav Radio Installation		32R-7680001 to 32R-7780549 incl
	38244	T	DRAWING - Nav 14/114, OC110, NSD-360 Radio Installation		
	37966	AB	DRAWING - Nav 124A, NSD-360A Radio Installation		
	69922	X	DRAWING - King KN-61 DME Radio Installation		
	69934	Y	DRAWING - Collins Dual VHF-251 /with DME Switching, Dual Omni and Glide Slope		
	38257	T	DRAWING - Collins Dual VHF-250/251 with DME Swithing, Dual Omni, Glide Slope and H S I		32R-7780001 and up
	69928	Z	DRAWING - Collins RCR-650 ADF Single Radio Installation		
	69932	Z	DRAWING - Narco DME-195 Radio Installation		
	69929	Z	DRAWING - Collins TDR-950 Transponder Installation with provisions for Encoding Altimeter and Altitude Reporter		
	69930	Z	DRAWING - Collins AMR-350 Audio and Marker Beacon System Installation		
	37987	AF	DRAWING - Narco CLC-60A/ID-124, R Nav DME-190 Radio Installation		
	37988	T	DRAWING - Narco CLC-60A/ID-124, R Nav DME-190 Radio Installation		32R-7880001 and up
	37991	AF	DRAWING - Narco CLC-60A/ID-124, DME-195 Radio Installation		
	37992	T	DRAWING - Narco CLC-60A/ID-124, DME-195 Radio Installation		32R-7880001 and up
	69978	AF	DRAWING - Narco CLC-60A/NSD-360A, DME 195 Radio Installation		
	38259	T	DRAWING - Narco CLC-60A/NSD-360A, DME-195 Radio Installation		32R-7880001 and up
	69943	AB	DRAWING - Narco DME-195 Radio Installation		
	69982		DRAWING - King Single ADF/HF Compatibility Installation		
	36912	AH	DRAWING - King KX-170B/175B, KI- 204/208/209 KN-75 NAV-COMM and G/S Installation (with King KFC-200 Provisions)		32-7940001 and up
	36913	AH	DRAWING - King KX-170B/175B, KI-203/208 KN-72/75 NAV-COMM, Glide Slope and NSD-360 Installation		32-7940001 and up
	36914	AH	DRAWING - King KX-170B/175B, KI-203/208, KN-72/75 NAV-COMM, Glide Slope and H S I Installation (with KFC-200 Provisions)		32-7940001 and up
	36915	AH	DBAWING - King KX-170B/175B, KI-203/206/208, KN-65A/74/75 Area Nav System Installation (with KFC-200 Provisions)		32-7940001 and up 32-7940001 and up
	36920	AH	DRAWING - Collins DCE-400 Distance Computing Equipment		32-7940001 and up

When ordering, always specify Part Number, Description and Serial Number of Aircraft

PIPER PARTS CATALOG

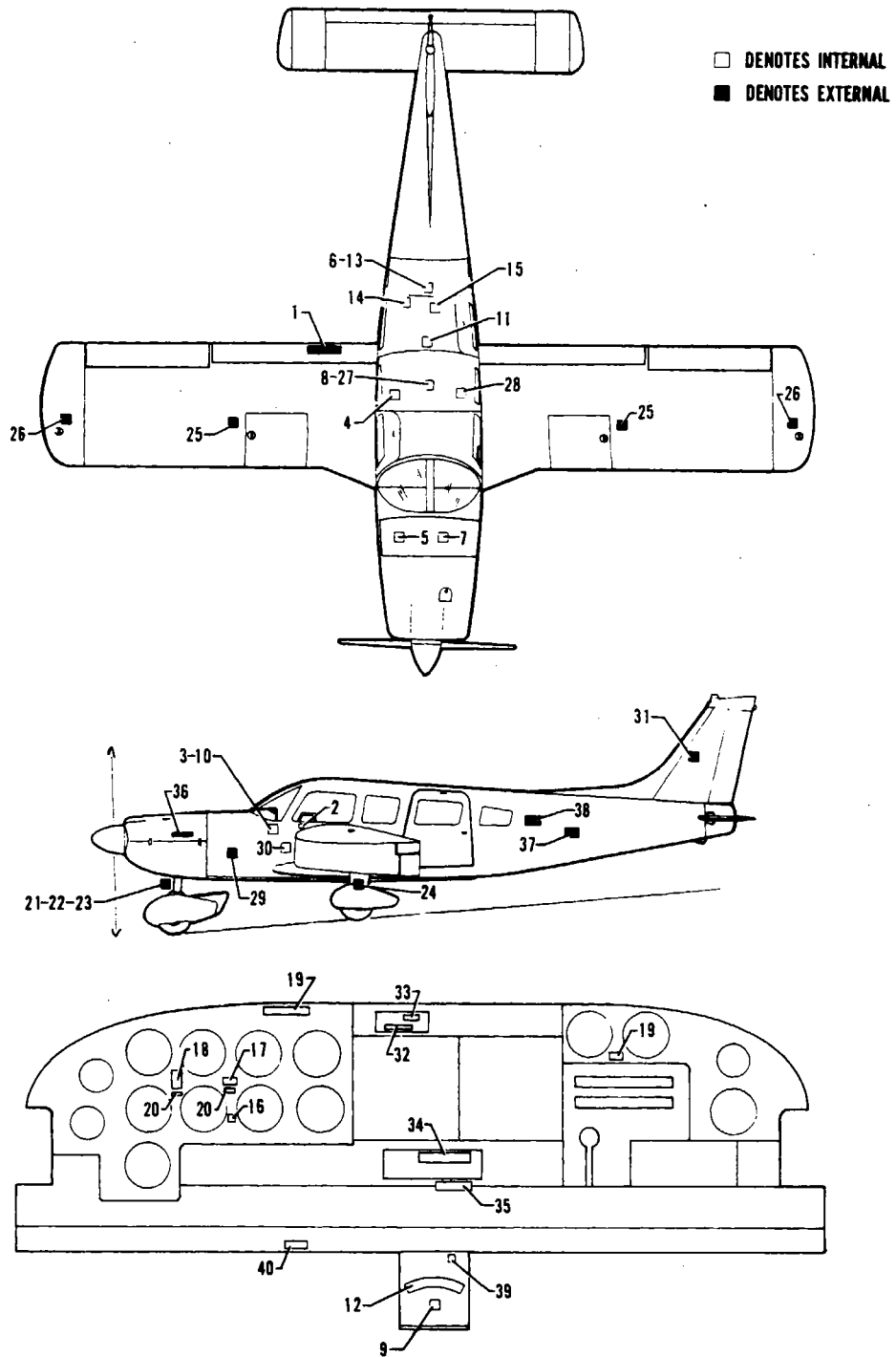


Figure 123 Placards and Exterior Stencils
 (PA-32-260 - Serial Nos 32-1 to 32-1110 incl)
 (PA-32-300 - Serial Nos 32-40000 to 32-40565 incl)

REVISED APRIL 1980

PIPER PARTS CATALOG

CODE EXPLANATIONS FOR FIGURE 123

- A - Used on PA-32-260 with serial numbers 32-1 to 32-1110 incl , and PA-32-300 with serial numbers 32-40000 to 32-40565 incl
- B - Used on PA-32-260 only
- C - Used on PA-32-260 with serial numbers 32-876 to 32-1110 incl , and PA-32-300 with serial numbers 32-40000 to 32-40565 incl
- D - Order part no 69653-00 if Fuel Selector Control Modification Kit has been installed per Service Bulletin 376
- E - Used on PA-32-260 with serial numbers 32-376 to 32-1110 incl , and PA-32-300 with serial numbers 32-40000 to 32-40565 incl
- F - Used on PA-32-300 only
- G - Used if 3" gyros are installed
- H - Used on PA-32S-300 Seaplane Model only
- J - Used on AutoControl with "O" heading only
- K - Used on AutoControl with course selector only

PIPER PARTS CATALOG

Figure and Index Number	Part Number	Code	NOMENCLATURE	No Req	SERIAL NUMBERS AFFECTED
123-1	35664-02		PLACARD - Flap warning	1	
-2	757 314		PLACARD - Storm window	1	
-3	65356-00		PLACARD - Door holder	1	
-4	68555-02		PLACARD - Door latch, forward	1	
-5	68803-00		PLACARD - Light switch	1	
-6	69148-00		PLACARD - Baggage limitations	1	
-7	69147-00		PLACARD - Baggage limitations	1	
-8	99121-00		PLACARD ASSEMBLY - Alternate static correlation	1	
-9	69192-00		PLACARD - Fuel, passenger operating limitations	1	
-10	69097-00		PLACARD - Operating limitations	1	
-11	67786-00		PLACARD - Stabilator trim	1	
-12	65397-00	B,D	PLACARD - Fuel selector	1	32-1 to 32-875 incl
	69086-00	C,D	PLACARD - Fuel selector	1	
-13	66787-00		PLACARD - Cabin bulkhead	1	
-14	69669-110		PLACARD - Seat release	4	
-15	99435-00		PLACARD - 7th seat limitations	1	
-16	62897-00		PLACARD - Stall warning	1	
-17	62347-02	B	PLACARD - Landing check list	1	32-1 to 32-375 incl
	69164-03	E	PLACARD - Landing check list	1	
-18	68494-00	B	PLACARD - Take-off check list	1	
	69146-00	F	PLACARD - Take-off check list	1	
	69007-00	B,G	PLACARD - Take-off check list	1	
	69149-00	F,G	PLACARD - Take-off check list	1	
-19	69084-00	B,F	PLACARD - Rough air or maneuvering	1	
	69156-00	H	PLACARD - Rough air or maneuvering	1	
-20	69180-00	H	PLACARD - Seaplane, check list addition	2	
-21	65368-00		PLACARD - Oleo service instructions (decal) nose	1	
-22	35669-06		PLACARD - Turn limit	1	
-23	35669-05		PLACARD - Turn limit center mark	1	
-24	65369-00		PLACARD - Oleo service instructions (decal) main	2	
-25	99367-00		PLACARD - Main fuel tank	2	
-26	99368-00		PLACARD - Tip fuel tank	2	
-27	35669-27		PLACARD - Flap lever	1	
-28	66934-00		PLACARD - Control lock	1	
-29	69669-173		PLACARD - External power	1	
-30	69669-15		PLACARD - Warning (exposed switch)	1	
	69669-66		PLACARD - Warning (recessed switch)	1	
-31	35669-105		PLACARD - ELT location	1	
-32	68821-00	B	PLACARD - AutoFlite console	1	32-451 to 32-558 incl
-33	68825-00		PLACARD - AutoFlite trim (without tracker)	1	
	66800-00		PLACARD - AutoFlite trim (with tracker)	1	
-34	62163-00	J	PLACARD - AutoControl II console	1	
	65524-00	K	PLACARD - AutoControl II console	1	
-35	62170-00	B	PLACARD - AutoControl II console	1	32-1 to 32-558 incl
-36	68006-00		NAMEPLATE - Six	2	
	63934-00		NAMEPLATE - Cherokee	2	
-37	22859-00		STENCIL - Piper	2	
-38	22418-02	N	NUMERAL - "2"	2	
	22418-04		NUMERAL - "0"	2	
	63968-10	M	NUMERAL - "3"	2	
	63968-05	N	NUMERAL - "6"	2	
-39	65219-00		PLACARD - Rudder trim	1	
-40	67768-00		PLACARD - Alternate air	1	

When ordering, always specify Part Number, Description and Serial Number of Aircraft

3C20 THRU 3C24
INTENTIONALLY LEFT BLANK

PIPER PARTS CATALOG

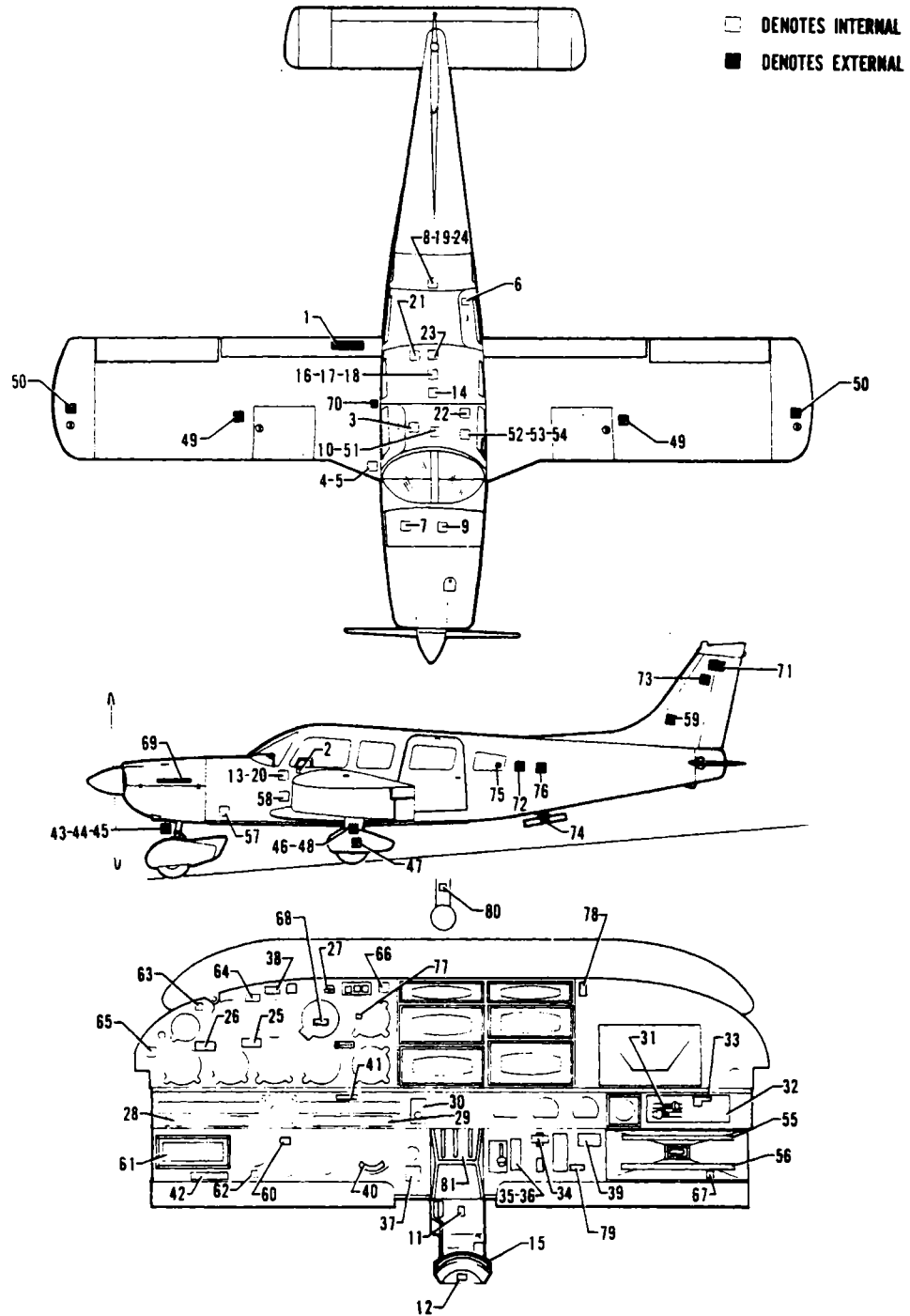


Figure 124 Placards and Exterior Stencils
 (PA-32-260 - Serial Nos 32-1111 and up)
 (PA-32-300 - Serial Nos 32-40566 and up)
 (PA-32R-300 - Serial Nos 32R-7680001 and up)

REVISED APRIL 1980

PIPER PARTS CATALOG

CODE EXPLANATIONS FOR FIGURE 124

- A - Used on PA-32-260 with serial numbers 32-1111 and up, PA-32-300 with serial numbers 32-40566 and up, and PA-32R-300 with serial numbers 32R-7680001 and up
- B - Used on PA-32-260 with serial numbers 32-1111 to 32-7200055 incl , and PA-32-300 with serial numbers 32-40566 to 32-7240147 incl
- C - Used on PA-32R-300 with serial numbers 32R-7680001 to 32R-7680072, 32R-7680074 to 32R-7680155, 32R-7680157 to 32R-7680538 incl
- D - Used on PA-32R-300 with serial numbers 32R-7680073, 32R-7680156, 32R-7780001 and up
- E - Used on PA-32-260 with serial numbers 32-7600002 and up, PA-32-300 with serial numbers 32-7640030 and up, and PA-32R-300 with serial numbers 32R-7680014 and up
- F - Used on PA-32-260 with serial numbers 32-7300001 and up, PA-32-300 with serial numbers 32-7340001 and up, and PA-32R-300 with serial numbers 32R-7680001 and up
- G - Used on PA-32-260 with serial numbers 32-1111 to 32-7700023 incl , PA-32-300 with serial numbers 32-40566 to 32-7740113 incl , and PA-32R-300 with serial numbers 32R-7680001 to 32R-7780549 incl
- H - Used on PA-32-260 with serial numbers 32-7800001 and up, PA-32-300 with serial numbers 32-7840001 and up, and PA-32R-300 with serial numbers 32R-7880001 and up
- J - Used on PA-32-260 with serial numbers 32-1111 to 32-7600033 incl , and PA-32-300 with serial numbers 32-40566 to 32-7640142 incl
- K - Used on PA-32-260 with serial numbers 32-7700001 and up, and PA-32-300 with serial numbers 32-7740001 and up
- L - Used on PA-32R-300 only
- M - Used on PA-32-300 only
- N - Used on PA-32-260 only
- O - Used on PA-32-260 with serial numbers 32-7300037 and up, PA-32-300 with serial numbers 32-7340082 and up, and PA-32R-300 with serial numbers 32R-7680001 and up
- P - Used on PA-32-260 with serial numbers 32-1111 to 32-7300036 incl , and PA-32-300 with serial numbers 32-40566 to 32-7340081 incl
- Q - Order part for PA-32-260 with serial numbers 32-7300037 and up, PA-32-300 with serial numbers 32-7340082 to 32-7840222 incl if Fuel Selector Control Modification Kit has been installed per Service Bulletin 376
- R - Used on PA-32-260 with serial numbers 32-7300037 and up, and PA-32-300 with serial numbers 32-7340082 to 32-7840222 incl
- S - Used on PA-32-300 with serial numbers 32-7940001 and up, and PA-32R-300 with serial numbers 32R-7680001 and up
- T - Used on PA-32-260 with serial numbers 32-1111 to 32-7700011 incl , PA-32-300 with serial numbers 32-40566 to 32-7740042 incl , and PA-32R-300 with serial numbers 32R-7680001 to 32R-7780188 incl
- U - Used if seat back assembly incorporates handles for seat back and seat track release
- V - Used on PA-32-260 with serial numbers 32-1111 and up, PA-32-300 with serial numbers 32-40566 to 32-7840222 incl , and PA-32R-300 with serial numbers 32R-7680001 to 32R-7780188 incl
- W - These parts must be ordered from Service Spares Department, Piper Aircraft, Lock Haven, Penna
- X - Used on PA-32-260 with serial numbers 32-1111 to 32-7400061 incl , and PA-32-300 with serial numbers 32-40566 to 32-7440182 incl
- Y - Used on PA-32S-300 Seaplane Model only
- Z - Used on PA-32-260 with serial numbers 32-7500001 to 32-7600033 incl , and PA-32-300 with serial numbers 32-7540001 to 32-7640142 incl
- AA - Used on PA-32-260 with serial numbers 32-7500001 and up and PA-32-300 with serial numbers 32-7540001 and up
- AB - Used on PA-32-260 with serial numbers 32-7500001 and up, PA-32-300 with serial numbers 32-7540001 and up, and PA-32R-300 with serial numbers 32R-7680001 and up
- AC - Used on PA-32-260 with serial numbers 32-1111 to 32-7100038 incl , and PA-32-300 with serial numbers 32-40566 to 32-7140086 incl
- AD - Used on PA-32-260 with serial numbers 32-7200001 to 32-7600033 incl , and PA-32-300 with serial numbers 32-7240001 to 32-7640142 incl
- AE - Used on PA-32-300 with serial numbers 32-7240056 and up, and PA-32R-300 with serial numbers 32R-7680001 and up
- AF - Used if air conditioning is installed
- AG - Used on PA-32-300 with serial numbers 32-7340043 to 32-7840025 incl , and PA-32R-300 with serial numbers 32R-7680001 to 32R-7880031 incl Order part for PA-32-300 with serial numbers 32-7840026 and up, and PA-32R-300 with serial numbers 32R-7880032 and up if the four position fan switch has been replaced with a three position fan switch
- AH - Used on PA-32-300 with serial numbers 32-7840026 and up, and PA-32R-300 with serial numbers 32R-7880032 and up
- AJ - Used on PA-32-300 with serial numbers 32-40853, 32-7240056 to 32-7340042 incl Order part for PA-32-300 with serial numbers 32-7340043 to 32-7840025 incl , PA-32R-300 with serial numbers 32R-7680001 to 32R-7880031 incl if Air Conditioning Control System Modification Kit has been installed
- AK - Used if Fresh Air Blower is installed
- AL - Used on PA-32-260 with serial numbers 32-7400001 to 32-7700023 incl , PA-32-300 with serial numbers 32-7440001 to 32-7840025 incl , and PA-32R-300 with serial numbers 32R-7680001 to 32R-7880031 incl Order part for PA-32-260 with serial numbers 32-7800001 and up, PA-32-300 with serial numbers 32-7840026 and up, and PA-32R-300 with serial numbers 32R-7880032 and up if the four position fan has been replaced with a three position fan switch

PIPER PARTS CATALOG

CODE EXPLANATIONS FOR FIGURE 124 (cont)

- AM - Used on PA-32-260 with serial numbers 32-7800001 and up, PA-32-300 with serial numbers 32-7840026 and up, and PA-32R-300 with serial numbers 32R-7880032 and up
- AN - Used on PA-32-260 with serial numbers 32-1111 to 32-7300076 incl , and PA-32-300 with serial numbers 32-40566 to 32-7340201 incl
- AO - Used on PA-32-260 with serial numbers 32-7400001 and up, PA-32-300 with serial numbers 32-7440001 and up, and PA-32R-300 with serial numbers 32R-7680001 and up
- AP - Used on aircraft that comply with German Government Requirements
- AR - Used on PA-32-260 with serial numbers 32-7200001 to 32-7700005 incl , and PA-32-300 with serial numbers 32-7240001 to 32-7740012 incl
- AS - Used if heavy duty wheels, brakes and tires are not installed
- AT - Used if heavy duty wheels, brakes and tires are installed
- AU - Used on PA-32-260 with serial numbers 32-7800001 and up, and PA-32-300 with serial numbers 32-7840001 and up
- AV - Used on PA-32-260 with serial numbers 32-1111 and up, and PA-32-300 with serial numbers 32-40566 to 32-7840222 incl
- AW - Used on PA-32-260 with serial numbers 32-7200001 to 32-7300076 incl , and PA-32-300 with serial numbers 32-7240001 to 32-7340201 incl
- AX - Used with Garrett Transmitter Assembly Part No 761 967 (Model 627810-1) only
- AY - Used with Garrett Mfg Ltd Transmitter Assembly 761 939 (Model 627674-1) and C C C Transmitter Assembly 596 644 (Model CIR-11-2) only
- AZ - Used on PA-32-260 with serial numbers 32-1111 to 32-1320 incl, and PA-32-300 with serial numbers 32-40566 to 32-41018 incl
- BA - Used on PA-32-260 with serial numbers 32-7100001 and up, PA-32-300 with serial numbers 32-7140001 and up, and PA-32R-300 with serial numbers 32R-7680001 and up
- BB - Used if AutoControl III or III B is installed
- BC - Used if AltiMatic III C is installed
- BD - Used on PA-32-260 with serial numbers 32-7600001 and up, PA-32-300 with serial numbers 32-7640001 and up, and PA-32R-300 with serial numbers 32-7680001 and up
- BE - Used on PA-32-260 with serial numbers 32-7700001 and up, PA-32-300 with serial numbers 32-7740001 and up, and PA-32R-300 with serial numbers 32R-7780001 and up
- BF - Used on PA-32-260 with serial numbers 32-1111 to 32-1250 incl , and PA-32-300 with serial numbers 32-40566 to 32-40800 incl
- BG - Used on PA-32-260 with serial numbers 32-1251 to 32-1320 incl , and PA-32-300 with serial numbers 32-40851 to 32-41018 incl
- BH - Used on PA-32-260 with serial numbers 32-7100001 to 32-7100038 incl , and PA-32-300 with serial numbers 32-7140001 to 32-7140086 incl
- BJ - Used on PA-32-260 with serial numbers 32-7200001 to 32-7200055 incl , and PA-32-300 with serial numbers 32-7240001 to 32-7240147 incl
- BK - Used on PA-32-260 with serial numbers 32-7300001 to 32-7300076 incl , and PA-32-300 with serial numbers 32-7340001 to 32-7340201 incl
- BL - Used on PA-32-300 with serial numbers 32-7940001 and up, and PA-32R-300 with serial numbers 32R-7680001 and up
- BM - Used on PA-32-260 with serial numbers 32-7700001 to 32-7700023 incl , PA-32-300 with serial numbers 32-7740001 to 32-7740113 incl , and PA-32R-300 with serial numbers 32R-7780001 to 32R-7780549 incl
- BN - Used on PA-32-260 with serial numbers 32-1251 to 32-7300076 incl , and PA-32-300 with serial numbers 32-40851 to 32-7340201 incl
- BO - Used on PA-32-260 with serial numbers 32-7800001 and up, PA-32-300 with serial numbers 32-7840001 to 32-7840222 incl , and PA-32R-300 with serial numbers 32R-7880001 and up
- BP - Used on PA-32-300 with serial numbers 32-7440001 and up, and PA-32R-300 with serial numbers 32R-7680001 and up
- BQ - Used with Garrett Transmitter Assembly Part No 761 939 (Model 627674-1)
- BR - Used on PA-32R-300 with serial numbers 32R-7680001 to 32R-7680072, 32R-7680074 to 32R-7680155, 32R-7680157 to 32R-7680538 incl , and PA-32-300 with serial numbers 32-7740001 and up
- BS - Used on PA-32-260 with serial numbers 32-7400001 to 32-7700023 incl , and PA-32-300 with serial numbers 32-7440001 to 32-7840083 incl , and PA-32-300 with serial numbers 32R-7680001 and up
- BT - Used on PA-32-260 with serial numbers 32-7800001 and up, and PA-32-300 with serial numbers 32-7840084 and up
- BU - Used on PA-32-260 with serial numbers 32-1111 to 32-7200055 incl , if constant speed propeller has been installed

PIPER PARTS CATALOG

Figure and Index Number	Part Number	Code	NOMENCLATURE	No. Req.	SERIAL NUMBERS AFFECTED
124-1	35664-02		PLACARD - Flag warning	1	
-2	757 314	B	PLACARD - Storm window	1	
	96853-00	C	PLACARD - Storm window	1	
	69669-141	D	PLACARD - Storm window	1	
-3	68555-05		PLACARD - Door latch, forward	1	
-4	69669-117	E	PLACARD - Open	1	
-5	69669-118	E	PLACARD - Latch	1	
-6	68555-05	F	PLACARD - Door latch, aft	1	
-7	68803-00	G	PLACARD - Light switch	1	
	35669-18	H	PLACARD - Baggage light	1	
-8	96272-00		PLACARD - Baggage limitations	1	
-9	69669-148		PLACARD - Baggage limitations	1	
-10	99121-00		PLACARD ASSEMBLY - Alternate static correlation	1	
-11	69363-00		PLACARD - Rudder trim	1	
-12	69192-00		PLACARD - Fuel, passenger operating limitation	1	
-13	69588-00	J	PLACARD - Flight operation limitations	1	
	69669-146	N	PLACARD - Flight operation limitations	1	32-7700001 and up
	69669-86	BR	PLACARD - Flight operation limitations	1	
	69669-146	D	PLACARD - Flight operation limitations	1	
-14	67786-00		PLACARD - Stabilator trim	1	
-15	69086-00	P,Q	PLACARD - Fuel selector	1	
	69653-00	R	PLACARD - Fuel selector	1	
	69669-87	S	PLACARD - Fuel selector	1	
-16	69669-84	L	PLACARD - Gear override latch	1	
-17	67702-00	L	PLACARD - Emergency gear lever	1	
-18	69669-85	L	PLACARD - Override instructions	1	
-19	66787-00		PLACARD - Cabin bulkhead	1	
-20	69669-184	H	PLACARD - Dimmer	1	
-21	69669-110	T	PLACARD - Seat release	4	
-22	69669-13	U	PLACARD - Seat back release, left	1	
	69669-14	U	PLACARD - Seat back release, right	1	
-23	99435-00	V	PLACARD - 7th seat limitations	1	
-24	35669-104	BL	PLACARD - Table stowage	1	
-25	69353-00	X	PLACARD - Maneuvering speed, mph	1	
	69664-00	X	PLACARD - Maneuvering speed, knots	1	
	69156-00	Y	PLACARD - Rough air or maneuvering speed	1	32S-40566 to 32S-7240147 incl
	69353-00	Z	PLACARD - Maneuvering speed, mph	1	
	69664-00	Z	PLACARD - Maneuvering speed, knots	1	
	69669-137	K	PLACARD - Maneuvering speed, knots	1	
	69669-83	C	PLACARD - Rough air or maneuvering, mph	1	
	69669-37	C	PLACARD - Rough air or maneuvering, knots	1	
	69669-136	D	PLACARD - Maneuvering speed, knots	1	
-26	69354-00	X	PLACARD - Crosswind component, mph	1	
	69665-00	X	PLACARD - Crosswind component, knots	1	
	69354-00	Z	PLACARD - Crosswind component, mph	1	
	69665-00	AA	PLACARD - Crosswind component, knots	1	
	69669-72	C	PLACARD - Crosswind component, mph	1	
	69669-73	D	PLACARD - Crosswind component, knots	1	
-27	69669-39	AB	PLACARD - Press test	1	

When ordering, always specify Part Number, Description and Serial Number of Aircraft

PIPER PARTS CATALOG

Figure and Index Number	Part Number	Code	NOMENCLATURE	No Req	SERIAL NUMBERS AFFECTED
124-28	69364-00	N	PLACARD - Take-off check list	1	32-1111 to 32-710038 incl
	69638-00	N	PLACARD - Take-off check list	1	32-7200001 and up
	69484-00	M	PLACARD - Take-off check list	1	32-40566 to 32-7140086 incl
	69637-00	M	PLACARD - Take-off check list	1	32-7240001 to 32-7240055 incl
	69649-00	M	PLACARD - Take-off check list	1	32-7240056 and up
	67879-00	L	PLACARD - Take-off check list	1	
-29	69365-00	AC	PLACARD - Landing check list	1	
	69639-00	AD	PLACARD - Landing check list	1	
	69639-02	AD	PLACARD - Landing check list	1	
	69669-126	K	PLACARD - Landing check list	1	
	67878-00	C	PLACARD - Landing check list	1	
	67878-02	C	PLACARD - Landing check list	1	
	69669-125	D	PLACARD - Landing check list	1	
-30	99921-00	AE	PLACARD - Air condition door light	1	
-31	67241-00	AB	PLACARD - Heater and defrost	1	
	35669-28	AB	PLACARD - Heater and defrost (lift to actuate)	1	
-32	69616-00	AF,AJ	PLACARD - Air conditioning control panel	1	32-40853, 32-7240056 to 32-7340042 incl
	69678-00	AF,AG	PLACARD - Air conditioning control panel	1	
	69678-02	AF,AH	PLACARD - Air conditioning control panel	1	
-33	69669-25	AK,AL	PLACARD - Vent fan control (four position)	1	
	35669-38	AK,AM	PLACARD - Vent fan control (three position)	1	
-34	69362-00	AN	PLACARD - Navigation and instrument lights	1	
	69669-21	AO	PLACARD - Navigation and instrument lights	1	
-35	69545-00	L,M	PLACARD - Alternate air	1	
-36	69544-00	N	PLACARD - Carburetor heat	1	
-37	69669-71	C	PLACARD - Gear "UP-DOWN", mph	1	
	69669-91	C	PLACARD - Gear "UP-DOWN", knots	1	
	69669-133	D	PLACARD - Gear "UP-DOWN", knots	1	
-38	95978-00	C	PLACARD - Gear "UP-DOWN", mph	1	
	69669-52	C	PLACARD - Gear "UP-DOWN", knots	1	
	69669-172	D	PLACARD - Gear "UP-DOWN", knots	1	
-39	69669-175	M,N	PLACARD - Warning, strobe light	1	
	96602-00	L	PLACARD - Warning, strobe light	1	
-40	69669-181	L,AP	PLACARD - Reduce power	1	
-41	35669-14	AR	PLACARD - Warning, fuel	1	
-42	67768-00		PLACARD - Alternate air	1	
-43	65368-00	M,N	PLACARD - Oleo service instructions (decal) nose	1	
	69669-89	L	PLACARD - Oleo service instructions (decal) nose	1	
-44	35669-06		PLACARD - Turn limit	1	
-45	35669-05		PLACARD - Turn limit center mark	1	
-46	65369-00	M,N	PLACARD - Oleo service instructions (decal) main	2	
	69669-88	L,AS	PLACARD - Oleo service instructions (decal) main	2	
	69669-35	L,AT	PLACARD - Oleo service instructions (decal) main	2	
-47	35669-44	AU	PLACARD - Tire pressure	2	
-48	35669-23	AU	PLACARD - Gear	2	
-49	99367-00	AV	PLACARD - Main fuel tank	2	
	69669-82	S	PLACARD - Main fuel tank	2	
-50	99368-00	AV	PLACARD - Tip fuel tank	2	
-51	35669-27		PLACARD - Flap lever	1	
-52	66934-00	B	PLACARD - Control lock	1	
-53	35669-16	H	PLACARD - A/P INTR	1	
-54	35669-17	H	PLACARD - Mike	1	
-55	99695-03	AW	PLACARD - Circuit breaker panel	1	
	99695-16	AO	PLACARD - Circuit breaker panel	1	
	35669-60	BS	PLACARD - Circuit breaker panel	1	
-56	99695-04	AW	PLACARD - Circuit breaker panel	1	
	69669-93	AO	PLACARD - Circuit breaker panel	1	
	35669-61	BT	PLACARD - Circuit breaker panel	1	
-57	69669-173		PLACARD - External power	1	

When ordering, always specify Part Number, Description and Serial Number of Aircraft

PIPER PARTS CATALOG

Figure and Index Number	Part Number	Code	NOMENCLATURE	No Req	SERIAL NUMBERS AFFECTED
124-58	69669-15	BQ	PLACARD - Warning (exposed switch)	1	
	69669-66	AY	PLACARD - Warning (recessed switch)	1	
	69669-107	AX	PLACARD - Warning	1	
-59	35669-105		PLACARD - ELT location	1	
-60	67490-02		PLACARD - Pitch trim	1	
-61	67492-00	AZ	PLACARD - AutoFlite trim (without tracker)	1	
	66800-00	AZ	PLACARD - AutoFlite trim (with tracker)	1	
	99448-00	BA	PLACARD - AutoFlite II	1	
-62	69509-00	BB	PLACARD - Omni coupler switch	1	
	96734-00	AB,BC	PLACARD - Omni coupler switch	1	
-63	69669-40	AB	PLACARD - Glide slope coupler	1	
-64	757 459	AB	PLACARD - Conduct trim check, see AFM (13A660)	1	
	763 418	AB	PLACARD - Conduct trim check, see POH (13A660-1)	1	
-65	69669-97	BD	PLACARD - Radar altimeter "ON-OFF"	1	
-66	69669-95	BD	PLACARD - Radar altimeter "OFF" for "Take-off"	1	
-67	69669-96	BD	PLACARD - Radar altimeter	1	
-68	35669-154	BE	PLACARD - Altitude reporter installed	1	
-69	68006-00	BF	NAMEPLATE - Six	2	
	63934-00	BF	NAMEPLATE - Cherokee	2	
	69576-00	BG	NAMEPLATE - Cherokee six "C"	2	
	99445-00	BH	NAMEPLATE - Cherokee six "D"	2	
	99709-00	BJ	NAMEPLATE - Cherokee six "E"	2	
	69683-00	BK	NAMEPLATE - Cherokee six	2	
	69856-00	N	NAMEPLATE - Cherokee six 260	2	32-7600001 to 32-7700023 incl
	69857-00	M	NAMEPLATE - Cherokee six 300	2	32-7640001 to 32-7740113 incl
	37982-02	N	NAMEPLATE - Cherokee six 260	2	32-7800001 and up
	37983-02	M	NAMEPLATE - Cherokee six 300	2	32-7840001 and up
	38236-00	L	NAMEPLATE - Cherokee lance	2	32R-7680001 to 32R-7780549 incl
	37979-03	L	NAMEPLATE - Cherokee lance	2	32R-7880001 and up
-70	48629-00	W,AB	MEDALLION - Piper logo	1	
-71	79688-00	BM	DECAL - Piper	2	
-72	22859-00	BF	STENCIL - Piper	2	
	66929-00	BN	STENCIL - Piper	2	
	37974-02	BO	STENCIL - Piper	2	
	79868-03	M	STENCIL - Piper Six 300	2	32-79400012 and up
-73	69427-02	N	PLACARD - 260, left	1	32-1111 to 32-7100038 incl
	69427-03	N	PLACARD - 260, right	1	32-1111 to 32-7100038 incl
	69427-04	M	PLACARD - 300, left	1	32-40566 to 32-7140086 incl
	69427-05	M	PLACARD - 300, right	1	32-40566 to 32-7140086 incl
	69631-00	N	PLACARD - 260	2	32-7200001 to 32-7200055 incl
	69631-02	M	PLACARD - 300	2	32-7240001 to 32-7240147 incl
-74	99711-00	M	STENCIL - Piper air	2	32-4083, 32-7240056 and up
-75	99728-00	M	STENCIL - Piper air	1	32-4083, 32-7240056 and up
-76	79315-00	BP	STENCIL - Piper air	2	
-77	69669-114	BD	PLACARD - Warning	1	
-78	35669-125	M	PLACARD - Radio power on-off	1	32-8040001 and up
-79	36937-02	M	PLACARD - Emergency bus switch	1	32-8040001 and up
-80	35669-165	M	PLACARD - Caution	1	32-7940254 and up
-81	69345-00	N	PLACARD - Engine controls	1	32-1111 to 32-7200055 incl
	69341-00	X,BU	PLACARD - Engine controls	1	
	69669-44	AB	PLACARD - Engine controls	1	

When ordering, always specify Part Number, Description and Serial Number of Aircraft

PIPER PARTS CATALOG

CODE EXPLANATIONS FOR OPTIONAL EQUIPMENT KITS AND REPAIR KITS

- A - Used on PA-32-260 only
- B - Less Rotating Beacon 452 465
- C - Less Propeller 550 936 and Governor 66634-03
- D - Less External Power Connector Plug Assembly, Part Number 62355-02
- E - Less Vacuum Pump 26749-07 and Drive Kit 754 575
- F - Less Main Wheel Fairings 65203-02 and 65203-03 and Nose Wheel Fairing 65331-00
- G - Used on PA-32-260 with serial numbers 32-1 to 32-1110 incl , and PA-32-300 with serial numbers 32-40000 to 32-40565 incl
- H - Used on PA-32-260 with serial numbers 32-7100001 and up, and PA-32-300 with serial numbers 32-7140001 and up
- J - Used on PA-32-260 with serial numbers 32-1 to 32-979 incl , and PA-32-300 with serial numbers 32-40000 to 32-40339 incl
- K - Used on PA-32-260 with serial numbers 32-980 to 32-1320 incl , and PA-32-300 with serial numbers 32-40340 to 32-41018 incl
- L - Used on PA-32-260 with serial numbers 32-1111 to 32-1320 incl , and PA-32-300 with serial numbers 32-40566 to 32-41018 incl
- M - Used on PA-32-260 with serial numbers 32-1111 and up, and PA-32-300 with serial numbers 32-40566 and up
- N - Used on PA-32-260 with serial numbers 32-451 to 32-110 incl , and PA-32-300 with serial numbers 32-40000 to 32-40565 incl
- O - Used on PA-32-260 and PA-32-300 only
- P - Used on PA-32-260 with serial numbers 32-7200001 to 32-7500002 incl , and PA-32-300 with serial numbers 32-7240001 to 32-7540028 incl
- Q - Used on PA-32-260 with serial numbers 32-7500003 to 32-7700011 incl , PA-32-300 with serial numbers 32-7540029 to 32-7740042 incl , and PA-32R-300 with serial numbers 32R-7680001 to 32R-7780188 incl
- R - Less Door Assembly 68999-00 for PA-32-260 with serial numbers 32-1 to 32-1110 incl , and PA-32-300 with serial numbers 32-40000 to 32-40565 incl or Door Assembly 68999-06 for PA-32-260 with serial numbers 32-1111 to 32-7200055 incl , and PA-32-300 with serial numbers 32-40566 to 32-7240147 incl
- S - Used on PA-32-260 with serial numbers 32-451 to 32-7400061 incl , and PA-32-300 with serial numbers 32-40000 to 32-7440182 incl
- T - Less seat assembly: see Seventh Seat Installation, Figure 32, to order seat assembly required
- U - Used on PA-32-260 with serial numbers 32-1 to 32-7100038 incl , and PA-32-300 with serial numbers 32-40000 to 32-7140086 incl
- V - Used on PA-32-260 with serial numbers 32-7600001 and up, and PA-32-300 with serial numbers 32-7640001 and up
- W - These parts must be ordered from Service Spares Department, Piper Aircraft, Lock Haven, Penna
- X - Less reel covers: see Seat Installation, Figure 29, to order reel covers required
- Y - Used on PA-32-260 with serial numbers 32-1 to 32-7500038 incl , and PA-32-300 with serial numbers 32-40000 to 32-7540134 incl
- Z - Used on PA-32-260 with serial numbers 32-1111 to 32-7400061 incl , and PA-32-300 with serial numbers 32-40566 to 32-7440182 incl
- AA - Used on PA-32-300 with serial numbers 32-40566 and up and PA-32R-300
- AB - Used if existing door does not contain removable window retainer
- AC - Used on PA-32S-300 Seaplane Model only (Kit can be installed on aircraft that have been built and licensed as a PA-32S-300)
- AD - Less Airspeed Indicator 63205-10 to True Airspeed Indicator 62143-10 Also less E D O Floats 53520 which must be ordered separately from E D O Corp
- AE - Used on PA-32R-300 only
- AF - Used on PA-32-260 with serial numbers 32-1111 and up, and PA-32-300 with serial numbers 32-40566 and up, and PA-32R-300
- AG - Used on PA-32-260 with serial numbers 32-7700012 and up, PA-32-300 with serial numbers 32-7740043 and up, and PA-32R-300 with serial numbers 32R-7780189 and up
- AH - Order electric trim switch 63778-04 for a bowtie style control wheel, or electric trim switch 79652-03 for a ramshorn style control wheel
- AJ - Used on PA-32-260 with serial numbers 32-1111 and up, and PA-32-300 with serial numbers 32-40566 to 32-7840222 incl
- AK - Used on PA-32-300 only
- AL - Less Turn Coordinator Instrument P/N 548 190
- AM - Used on PA-32-260 with serial numbers 32-1 to 32-7300076 incl , and PA-32-300 with serial numbers 32-40000 to 32-7340201 incl
- AN - Used on PA-32-260 with serial numbers 32-7200001 and up, PA-32-300 with serial numbers 32-7240001 and up, and PA-32R-300 with serial numbers 32R-7680001 and up
- AO - Used on PA-32-300 with serial numbers 32-7940001 and up, and PA-32R-300
- AP - Used with forward facing center seats only Not to be used with aft facing center seats

PIPER PARTS CATALOG

Figure and Index Number	Part Number	Code	NOMENCLATURE	No. Req.	SERIAL NUMBERS AFFECTED
OPTIONAL EQUIPMENT					
	756 790	F,O	WHEEL FAIRING INSTALLATION		
	756 810	O	PIPER NAV TIMER		
	753 692		MICROPHONE - Piper noise cancelling (with mounting bracket)		
	756 947	B,AM	NIGHT FLYING LIGHT INSTALLATION		
	756 950	A,C	CONSTANT SPEED PROPELLER INSTALLATION		32-1 to 32-1110 inclusive
	760 304	A,C	CONSTANT SPEED PROPELLER INSTALLATION		32-1111 to 32-7200055 incl
	756 951	O	SINGLE TO DUAL TOE BRAKE		
	761 091	D,O	AUXILIARY POWER RECEPTACLE INSTALLATION		
	761 093	D,AE	AUXILIARY POWER RECEPTACLE INSTALLATION		
	756 953	A,E	VACUUM PUMP INSTALLATION		32-1 to 32-450 inclusive
	757 043	E,S	VACUUM PUMP INSTALLATION		
	760 994	M	ELECTRIC PITCH TRIM		
	761 021	AE	ELECTRIC PITCH TRIM		
	757 086	S	AUTOCONTROL III		
	757 026	G	AUTOFLITE (less AutoNav Tracker)		
	760 303	L	AUTOFLITE (less AutoNav Tracker)		
	760 480	H	AUTOFLITE II (with Tracker)		
	760 481	H	AUTOFLITE II (without Tracker)		
	760 997	AE	AUTOFLITE II (with Tracker)		
	760 998	AE	AUTOFLITE II (without Tracker)		
	757 195	J	AUTONAV TRACKER INSTALLATION		
	757 196	K	AUTONAV TRACKER INSTALLATION		
	757 040	AH,N	ALTIMATIC III		
	752 042	AN	RADIO COUPLER INSTALLATION		
	757 137	Z	RADIO COUPLER INSTALLATION		
	757 005	O	HEATED PITOT STATIC INSTALLATION		
	761 036	AE	HEATED PITOT STATIC INSTALLATION		
	760 365	U,X	INERTIA SAFETY SHOULDER BELT INSTALLATION - Black		
	763 968	AN	SHOULDER HARNESS INSTALLATION - Passenger, center seats		
	763 969	AN	SHOULDER HARNESS INSTALLATION - Passenger, rear seats		
	757 022	R	CARGO DOOR INSTALLATION		
	757 079	T,U,AP	SEVENTH SEAT INSTALLATION (HARDWARE ONLY)		
	760 664	P,T,AP	SEVENTH SEAT INSTALLATION (HARDWARE ONLY)		
	761 051	Q,T,AP	SEVENTH SEAT INSTALLATION (HARDWARE ONLY)		
	763 846	T,AG,AP	SEVENTH SEAT INSTALLATION (HARDWARE ONLY)		
	757 031	G	ALTERNATE STATIC SYSTEM INSTALLATION		
	760 210	AF	ALTERNATE STATIC SYSTEM INSTALLATION		
	757 163		PIPER MIXTURE CONTROL INDICATOR KIT		
	760 196	O	FUEL TANK DRAIN AND SAMPLER		
	760 296	AE	PITOT COVER		
	760 297	O	PITOT COVER		
	760 189	M	MAP CLIP INSTALLATION		
	760 315	AC,AD	KIT - Seaplane Conversion		32S-40000 to 32S-7240147 incl
	757 342	G	PLOTTER ASSEMBLY - Weight and Balance		
	757 326	AJ	PLOTTER ASSEMBLY - Weight and Balance		
	38480-02	AK	PLOTTER ASSEMBLY - Weight and Balance		32-7940001 and up
	38239-00	AE	PLOTTER ASSEMBLY - Weight and Balance		
	757 112	W	NITROGEN CYLINDER ASSEMBLY - (With fittings)		
	760 461	A	CYLINDER HEAD TEMPERATURE GAUGE INSTALLATION		32-1111 and up
	760 462	AA	CYLINDER HEAD TEMPERATURE GAUGE INSTALLATION		
	760 457	G	BAGGAGE DOOR LOCK CONVERSION - (Less lock)		
	473 617	V	LUGGAGE 24"		
	473 618	V	LUGGAGE 21"		

When ordering, always specify Part Number, Description and Serial Number of Aircraft

PIPER PARTS CATALOG

Figure and Index Number	Part Number	Code	NOMENCLATURE	No Req	SERIAL NUMBERS AFFECTED
OPTIONAL EQUIPMENT (cont)					
	760 975	Y	RAIN GUTTER INSTALLATION		
	761 008	Z	RADIO COOLING INSTALLATION KIT		
	761 052	AE	HEAVY DUTY BRAKES, WHEELS AND TIRES INSTALLATION		
	761 076	AE	NOSE GEAR SWITCH SHIELD INSTALLATION		32R-7680001 to 32R-7780009 incl
	763 874	A,AL	VACUUM TO ELECTRIC TURN AND SLIP CONVERSION		32-1 to 32-450 inclusive
	763 931	AO	WEATHER RADAR SYSTEM (with RCA components)		
	763 978	AO	WEATHER RADAR SYSTEM (without RCA components)		
	763 842		ELT REPLACEMENT (Garrett or Communications Components Corp ELT to Narco ELT 10)		
	763 961		DOOR JAMB SNUBBER INSTALLATION		
REPAIR KITS					
	757 023	AB	AFT DOOR WINDOW REPLACEMENT		
	757 165		LANDING GEAR "O" RINGS AND SEALS		
	757 184		BRAKE SYSTEM "O" RINGS AND SEALS		

When ordering, always specify Part Number, Description and Serial Number of Aircraft

NUMERICAL INDEX

Part Number	Fig. and Index
11199-00	33-24
11199-00	33-26
11199-00	33-27
11199-00	33-28
11199-08	33-25
11199-08	116-28
11199-08	117-14
11601-03	50-25
12715-00	98-14
12715-00	99-12
12761-02	99-46
13071-00	48-35
13074-02	49-3
13586-00	9-51
13945-40	16-18
14175-103	54-29
14627-03	19-17
14627-03	20-4
14635-02	19-19
14635-02	20-6
14843-16	54-15
14843-51	29-42
14843-51	32-11
14843-90	19-28
14843-90	20-15
14976-11v	51-19
14976-15v	50-54
14976-16v	50-54
15206-02	49-11
15660-02	96-2d
15661-02	96-2e
16599-00v	66-18
16599-00v	67-18
16599-00v	67-18a
16599-00v	67A-18
16599-00v	67A-19
16599-00v	68-33
17555-00	102-4
17766-06	85-1
18161-00	16-16
18219-02	78-46
18219-02	79-48
18219-02	80-31
18219-02	81-47
18219-02	82-20
18219-02	83-36
18321-00	99-64
18457-00	2-5

Part Number	Fig. and Index
18492-02	100-13
18622-00	66-18
19063-02	19-38
19063-02	20-35
19063-02	21-3
19063-02	22-25
19063-02	23-36
19336-00	29-14a
19336-00	29-21a
19336-00	29-27a
19336-00	30-11
19336-00	31-11
19336-01	29-14a
19336-01	29-21a
19336-01	29-27a
19336-01	30-11
19336-01	31-11
19365-02	29-14c
19365-02	29-21c
19365-02	29-27c
19365-02	30-9
19365-02	31-38
19392-15	29-14b
19807-00	98-16
20622-00v	33-26
20735-05v	51-11
20743-00	19-43c
20743-00	20-24
20747-00	19-43a
20747-00	20-25
20754-02	55-2
20784-00	51-14
20784-00	55-19
20868-00	29-34
21025-04	16-19
21027-00	16-20
21156-00	38-66
21156-00	39-59
21172-02	19-22
21172-02	20-9
21176-00	19-33
21176-00	20-20
21176-00	21-23
21230-00	85-50
21478-00v	19-29
21478-00v	20-19
21710-00	51-29
21712-02	51-17

Part Number	Fig. and Index
21822-00	54-36
21831-04	51-31
21843-00	19-31
21843-00	20-17
21844-00	19-32
21844-00	20-18
22104-04v	76-7
22105-03	38-49
22105-03	39-16
22105-03	77-33
22105-04	79-23
22105-04	82-28
22105-06v	76-12
22105-07	85-24
22287-00	38-73
22287-00	77-43
22287-00	80-55
22418-02v	123-38
22418-04v	123-38
22482-00	8-30
22482-00	9-36
22482-00	13-63
22482-00	15-53
22859-00v	123-37
22859-00v	124-72
23319-00	87-28
23319-00	87-31
23515-00	16-15
23809-07v	67-64
23969-02	98-5
23969-02	98-46
23969-02	99-6
23969-02	102-9
23969-03	98-40
23969-03	99-7
23969-05	99-8
23969-05	102-8
24047-00	78-6
24047-00	80-6
24047-00	81-6
24047-00	83-6
24048-00	77-5
24048-00	78-5
24048-00	80-5
24048-00	81-7
24048-00	83-5
24357-00	77-14
24357-00	78-15

Part Number	Fig. and Index
24357-00	80-15
24357-00	83-15
24358-00	77-7
24358-00	78-9
24358-00	80-9
24358-00	83-9
24582-00v	67-65
24995-00	67-17
24995-00	67A-17
24995-00	68-31
24995-00	68-72
25290-00	37-31
25690-02	117-10
25690-02	119-16
25690-02	119A-16
26246-00	74-11
26246-00	75-2
26453-05	29-14b
26453-05	29-21b
26435-05	29-27b
26453-05	30-8
26653-00v	30-16
26749-07	35-2
26749-07	36-2
26952-00v	30-18
26953-00v	30-23
26961-00v	30-21
26965-00v	30-19
26965-02v	30-20
26966-00v	30-22
27018-00	30-15
27244-00v	30-24
27245-00v	30-25
31197-00	85-25
31747-00	77-18
31747-00	78-37
31747-00	79-13
31747-00	80-60
31747-00	81-52
31747-00	82-13
31747-00	83-24
32212-03	118-16
32380-00	29-14d
321380-00	29-19
32380-00	29-25
32380-00	30-10
32380-00	31-40
35158-02	48-4

PIPER PARTS CATALOG

Part Number	Fig. and Index
35207-00v	101-42
35214-00v	98-51
35214-00v	99-59
35270-00v	48-19
35270-00v	50-29
35282-00v	48-17
35282-00v	50-32
35283-00v	48-16
35283-00v	50-30
35284-00v	48-15
35284-02v	48-15
35284-02v	50-68
35402-00v	93-20
35510-03v	21-24
35662-02v	50-39
35664-02v	2-52
35664-02v	123-1
35664-02v	124-1
35669-05v	48-45
35669-05v	51-52
35669-05v	123-23
35669-05v	124-45
35669-06v	48-44
35669-06v	51-51
35669-06v	123-22
35669-06v	124-44
35669-14v	34-84
35669-14v	124-41
35669-16v	96-43
35669-16v	124-53
35669-17v	96-44
35669-17v	124-54
35669-18v	21-26
35669-18v	124-7
35669-23v	58A-22
35669-23v	124-48
35669-25v	122-18
35669-27v	93-53
35669-27	122-27
35669-27v	124-51
35669-28v	34-44
35669-28v	34-44c
35669-28v	124-31
35669-38v	34-44b
35669-38v	124-33
35669-44v	58A-13a
35669-44v	124-47
35669-60v	101-46
35669-60v	124-55
35669-61v	101-47
35669-61v	124-56
35669-104v	32B-21
35669-104v	124-24
35669-105v	110-19
35669-105v	110A-13
35669-105v	110B-12
35669-105v	123-31
35669-105v	124-59

Part Number	Fig. and Index
35669-125v	124-78
35669-126v	117-20
35669-132v	110B-11
35669-154v	121-2
35669-154v	124-68
35669-165v	34-82
35669-165v	124-80
35672-02v	120-13
35680-05v	34-87
35680-06v	34-88
35680-11v	34-90
35680-11v	34-91
35680-12v	34-89
35680-15v	34-93
35680-16v	34-94
35680-22v	34-92
35725-02v	2-6
35797-02v	50-2
35944-14v	58A-1
36535-02v	35-2
36535-02v	36-5
36551-02v	24-7
36551-03v	24-8
36558-02v	38-40
36558-05v	38-41
36558-08v	38-39
36558-08v	39-34
36559-03v	58A-10
36559-04v	58A-9
36565-02v	13-69
36565-03v	13-68
36572-03v	19A-48a
36572-03v	20-55c
36588-04v	24-116
36589-04v	24-11
36590-02v	19A-41
36590-02v	20-52
36598-02v	19A-37
36612-02v	28-44
36615-05v	28-42
36616-03v	28-43
36625-02v	90-6
36625-03v	90-9
36660-02v	34-72
36800-02v	32B-20
36801-02v	32B-22
36801-03v	32B-23
36802-02v	32B-25
36803-02v	32B-24
36858-02v	31-14
36864-02v	31-22
36880-04v	122-5
36880-05v	122-6
36880-07v	122-9
36880-08v	122-8
36880-09v	122-7
36885-04v	122-30
36885-05v	122-29

Part Number	Fig. and Index
36886-02v	122-21
36886-08v	122-22
36886-09v	122-23
36887-13v	122-1
36937-02v	124-79
37380-00v	34-66
37388-00v	5-28
37388-01v	5-28
37399-02v	101-16
37489-00v	34-64
37693-04v	120-1
37694-02v	120-2
37722-02v	62-4
37722-03v	62-7
37729-00v	96-2f
37729-02v	96-42
37732-00v	55-13
37796-02v	32A-3
37797-02v	32A-6
37799-02v	32A-1
37799-02v	32B-1
37799-03v	32A-2
37799-04v	32A-5
37799-05v	32A-8
37799-10v	32A-1
37799-10v	32B-1
37799-11v	32A-2
37799-12v	32A-5
37799-13v	32A-8
37823-02v	32A-4
37823-07v	32A-4
37824-02v	32A-7
37825-07v	32B-27
37829-03v	32B-19
37834-02v	32B-13
37835-02v	32B-14
37839-02v	32B-15
37840-02v	32A-4
37850-02v	32B-6
37871-03v	98-57
37871-04v	99-77
37871-05v	98-56
37871-05v	99-76
37873-03v	98-55
37873-03v	99-75
37880-02v	53-52
37880-02v	58A-24
37880-03v	53-52
37880-03v	58A-24
37881-02v	58A-27
37881-03v	58A-27
37882-02v	58A-2
37882-02v	58A-14
37882-04v	58A-3
37882-04v	58A-13
37891-02v	58A-5
37891-03v	58A-6
37891-06v	58A-6

Part Number	Fig. and Index
37891-07v	58A-7
37897-02v	4-7a
37902-02v	31-49
37902-06v	31-49
37902-08v	31-47
37902-09v	31-47
37926-03v	58A-9
37926-04v	58A-10
37929-02v	48-46
37932-02v	48-47
37939-02v	98-54
37939-02v	99-74
37939-03v	8-13
37939-03v	8-44
37970-02v	50-22
37970-05v	50-22
37974-02v	124-72
37979-03v	124-69
37982-02v	124-69
37983-02v	124-69
37996-02v	21-21
37997-02v	28-6
37997-02v	43-5
37998-02v	101-52
37999-02v	101-51
38001-00v	8-1
38001-05v	8-1
38001-903v	8-3
38001-905v	8-24
38001-906v	8-25
38001-906v	13-1
38001-907v	8-32
38001-907v	14-1
38001-908v	8-4
38001-909v	8-5
38001-909v	10-1
38001-910v	8-14
38001 910v	11-1
38001-911v	8-22
38001-911v	12-1
38001-923v	8-3
38001-927v	8-32
38001-927v	14-1
38019-03v	67A-42
38019-03v	68-14
38019-05v	67A-14
38019-05v	68-13
38019-08v	74-29
38019-08v	75-23
38020-00v	68-1
38020-33v	68-1
38023-02v	13-78
38023-03v	13-79
38024-00v	39-68
38024-01v	39-68
38025-00v	39-69
38025-01v	39-69
38034-00v	10-10

PIPER PARTS CATALOG

Part Number	Fig. and Index
38035-00v	10-2
38035-02v	10-6
38035-03v	10-3
38035-04v	10-3
38037-00v	10-9
38037-04v	10-8
38037-05v	10-11
38037-06v	10-11
38039-02v	65-44
38040-02v	50-7
38041-00v	13-65
38041-01v	13-65
38041-02v	50-23
38044-00v	10-17
38046-00v	8-11
38046-02v	8-42
38047-00v	13-80
38047-02v	13-81
38050-00v	65-28
38052-00v	65-27
38053-00v	65-26
38054-00v	65-25
38055-00v	13-82
38056-00v	13-83
38062-02v	102-16
38062-04v	102-20
38062-10v	102-17
38065-00v	50-21
38065-00v	50-33
38068-00v	50-33
38068-02v	50-38
38070-00v	62-12
38070-01v	62-12
38070-04v	62-13
38071-00v	62-19
38071-01v	62-19
38071-08v	62-26
38074-00v	62-18
38075-00v	62-14
38076-00v	62-16
38076-01v	62-16
38076-04v	62-17
38076-05v	62-17
38078-02v	50-20
38080-00v	67A-55
38080-00v	68-17
38080-09v	67A-56
38080-09v	68-18
38080-12v	67A-60
38080-12v	68-22
38080-15v	67A-58
38080-15v	68-20
38080-16v	67A-57
38080-16v	68-19
38080-17v	67A-62
38080-17v	68-24
38082-00v	62-22
38084-00v	81-41

Part Number	Fig. and Index
38086-00v	75-13
38086-14v	74-28
38086-14v	75-14
38086-15v	74-16
38090-02v	81-54
38090-03v	81-55
38091-00v	81-1
39084-00v	81-26
38094-02v	107-13
38097-00v	4-45
38097-00v	5-21c
38097-01v	4-45
38097-01v	5-21c
38097-02v	5-21b
38097-03v	5-21b
38097-04v	4-44
38097-05v	4-44
38098-00v	42-43
38098-00v	5-21a
38098-01v	4-43
38098-01v	5-21a
38099-00v	4-42
38099-00v	5-20
38100-00v	5-17
38100-01v	5-17
38100-04v	4-39
38100-05v	4-39
38102-00v	2-13
38102-01v	2-13
38103-02v	65-38
38109-00v	62-21
38115-00v	4-46
38115-00v	5-21d
38115-01v	4-46
38115-01v	5-21d
38116-00v	4-37
38116-00v	5-43
38118-00v	3A-5
38118-05v	2-23
38119-00v	3A-27
38119-01v	3A-27
38121-900v	2-1
38121-901v	2-1
38121-906v	2-2
38121-906v	3A-1
38121-907v	2-2
38121-907v	3A-1
38121-908v	2-3
38121-908v	3A-25
38121-909v	2-3
38121-909v	3A-25
38121-910v	2-2a
38121-910v	3A-20
38121-911v	2-2a
38121-911v	3A-20
38121-912v	2-4
38121-912v	5-1
38121-913v	2-4

Part Number	Fig. and Index
38121-913v	5-1
38121-957v	5-2
38121-958v	5-2
38123-00v	89-33
39123-02v	89-34
38128-00v	5-44
38128-00v	89-40
38136-00v	13-66
38136-01v	13-66
38136-08v	13-67
38136-09v	13-67
38137-02v	71-3
38137-03v	71-2
38137-04v	71-1
38137-05v	71-4
38137-06v	71-5
38137-07v	71-6
38143-03v	105-11
38143-04v	105-9
38145-00v	39-63
38145-06v	39-64
38146-00v	71-7
38146-02v	71-7
38147-00v	39-65
38147-01v	39-65
38148-00v	39-66
38149-00v	99-61
38149-05v	101-55
38151-00v	50-3
38151-03v	48-41
38154-00v	89-4
38155-00v	67A-41
38155-00v	68-69
38156-00v	13-40
38158-00v	38-75
38158-00v	39-11
38159-00v	71-9
38159-02v	71-9
38162-00v	71-10
38162-06v	71-10
38166-00v	68-27
38167-00v	3A-21
38167-01v	3A-21
38169-00v	2-24
38171-06v	87-40
38174-00v	50-34
38174-04v	50-37
38175-00v	65-35
38178-02v	24-4
38182-00v	24-30
38183-00v	24-31
38183-04v	24-31
38185-00v	65-33
38186-00v	24-33
38186-02v	24-33
38188-00v	24-32
38188-04v	24-32
38192-00v	45-40

Part Number	Fig. and Index
38193-00v	24-106
38193-04v	24-106
38195-00v	5-21e
38200-00v	81-10
38202-00v	81-11
38204-00v	39-62
38204-03v	38-77
38206-00v	5-6
38206-01v	5-6
38210-00v	5-33
38210-01v	5-33
38211-00v	3A-19
38211-01v	3A-19
38217-00v	3A-8
38217-01v	3A-8
38218-00v	3A-18
38218-01v	3A-18
38222-00v	45-19
38223-00v	3A-3
38223-01v	3A-3
38224-00v	34-21B
38225-00v	34-19
38226-00v	34-11
38227-900v	8-28
38228-900v	8-26
38229-900v	8-10
38230-02v	91-3
38230-04v	91-4
38232-04v	50-13
38234-00v	50-15
38236-00v	124-69
38239-00v	Misc
38245-00v	45-18
38251-02v	99-57
38251-03v	99-58
38252-02v	99-72
38252-03v	99-73
38255-02v	101-40
38261-02v	50-58
38404-900v	2-1
38404-901v	2-1
38404-906v	2-2
38404-906v	3A-1
38404-907v	2-2
38404-907v	3A-1
38404-908v	2-3
38404-908v	3A-25
38404-909v	2-3
38404-909v	3A-25
38404-910v	2-2a
38404-910v	2a-2
38404-910v	3A-20
38404-11v	3A-20
38404-912v	2-4
38404-912v	4-1
38404-913v	2-4
38404-913v	4-1
38416-02v	8-28

PIPER PARTS CATALOG

Part Number	Fig. and Index
38417-02v	13-33
38417-03v	13-33
38582-02v	4-7b
38582-04v	2-58
41001-10v	92-1
42891-00v	19-34
44386-03v	51-18
48629-00v	124-70
50111-00	29-9
50111-00	30-7
50111-00	93-15
52586-02	115-1
61402-93v	50-11
61879-02	66-9
61879-02	67-16
61879-02	67A-16
62002-02v	45-20
62002-03v	45-21
62002-04v	45-22
62016-10v	57-17
62017-02v	57-12
62019-02v	96-3
62019-04v	96-3
62021-00v	3-3
62021-01v	3-3
62022-02v	3-4
62022-03v	3-4
62022-04v	3A-4
62022-05v	3A-4
62023-00v	3-29
62023-01v	3-29
62024-00v	3-24
62024-00v	3-30
62024-00v	3A-29
62024-01v	3-24
62024-01v	3-30
62024-01v	3A-29
62024-02v	3-31
62024-03v	3-31
62033-00v	90-3
62033-00v	91-2
62033-00v	91-20
62044-00v	90-12
62044-00v	91-10
62044-00v	91-12
62047-06v	4-8
62047-07v	4-8
62049-00v	3-28
62049-01v	3-28
62053-00v	4-15
62053-00v	5-10
62053-01v	4-15
62053-01v	5-10
62054-00v	4-16
62054-00v	5-11
62054-01v	4-16
62054-01v	5-11
62055-00v	4-17

Part Number	Fig. and Index
62055-00v	5-12
62057-00v	4-19
62057-00v	5-14
62058-00v	4-20
62058-00v	5-15
62058-01v	4-20
62058-01v	5-15
62059-00v	90-5
62060-00v	90-9
62060-01v	90-9
62060-04v	90-9
62060-04v	90-9
62060-05v	90-9
62061-02v	3-17
62061-04v	4-35
62061-05v	3A-17
62066-00v	3-18
62070-06v	4-23
62070-07v	4-23
62070-08v	4-22
62070-09v	4-22
62070-10v	4-22
62070-11v	4-22
62071-00v	4-25
62071-01v	4-25
62072-00v	4-24
62072-01v	4-24
62073-04v	4-40
62079-00v	4-26
62082-00v	3-26
62082-01v	3-26
62083-01v	3-27
62083-06v	3-27
62084-00v	3-5
62086-00v	3-8
62086-01v	3-8
62087-00v	3-9
62087-05v	3A-9
62091-00v	3-10
62091-00v	3-25
62091-02v	3A-10
62102-00v	4-32
62102-01v	4-32
62105-00v	4-21
62105-00v	5-16
62109-00v	2-21
62121-00v	2-19
62129-03v	4-2
62129-03v	5-35
62129-04v	4-2
62129-04v	5-35
62129-07v	4-3
62129-07v	5-36
62129-08v	4-3
62129-08v	5-36
62143-10v	33-2
62143-10v	34-4
62145-00v	117-17

Part Number	Fig. and Index
62146-00v	116-13
62146-01v	116-13
62163-00v	116-3
62163-00v	123-34
62170-00v	116-14
62170-00v	123-35
62198-02v	33-45
62198-03v	33-45
62198-03v	116-15
62226-00	104-1
62226-00	105-1
62227-00	104-2
62227-00	105-2
62238-05v	111-1
62238-10v	111-1
62239-00v	111-13
62245-07v	37-51
62279-00v	102-5
62280-00v	116-16
62317-00v	37-14
62320-03v	6-17
62320-04v	6-19
62321-02v	6-2
62321-03v	6-2
62322-02v	6-4
62322-03v	6-4
62323-00v	6-5
62324-00v	6-16
62324-01v	6-16
62327-00v	6-6
62328-00v	6-7
62328-00v	6-11
62328-01v	6-7
62328-01v	6-11
62329-00v	6-8
62330-00v	6-9
62330-01v	6-9
62331-00v	6-10
62331-01v	6-10
62332-00v	6-8
62332-00v	6-18
62332-02v	6-8
62332-02v	6-18
6233-00v	6-12
62333-01v	6-12
62334-00v	6-13
62334-02v	6-13
62335-00v	6-14
62335-02v	6-14
62336-00v	6-15
62336-01v	6-15
62336-04v	6-15
62347-02v	33-35
62347-02v	123-17
62353-04v	24-70
62353-05v	24-70
62355-02	104-4
62355-02	105-4

Part Number	Fig. and Index
62355-03v	105-5
62355-04v	104-5
62358-00v	33-21
62361-00v	7-2
62361-01v	7-2
62367-00v	7-4
62371-08v	4-33
62371-08v	5-41
62372-00v	7-5
62372-01v	7-5
62373-00v	7-3
62373-01v	7-3
62378-00v	33-22
62403-00v	100-9
62413-00v	15-17
62413-01v	15-17
62414-00v	15-18
62414-01v	15-18
62420-08v	11-6
62420-10v	11-6
62420-11v	8-19
62420-22v	8-19
62420-23v	11-6
62420-24v	11-6
62420-25v	11-6
62420-26v	11-6
62421-00v	13-36
62421-01v	13-36
62443-00v	15-12
62444-03v	15-6
62444-05v	15-6
62445-00v	15-11
62451-00v	15-19
62452-00v	15-20
62452-01v	15-20
62453-00v	15-9
62455-00v	15-21
62457-00v	15-22
62457-01v	15-22
62471-00v	15-23
62479-00v	11-7
62479-02v	11-7
62491-00v	8-16
62492-00v	11-45
62493-00v	8-17
62493-00v	11-45
62494-02v	11-32
62495-02v	11-33
62501-00v	11-47
62506-00v	9-28
62506-00v	11-66
62506-03v	11-72
62506-04v	11-73
62510-00v	11-44
62511-02v	11-31
62514-00v	9-15
62514-00v	10-24
62516-00v	11-8

PIPER PARTS CATALOG

Part Number	Fig. and Index
62521-09v	9-7
62521-15v	9-6
62522-00v	9-17
62522-00v	10-22
62524-00v	13-8
62524-01v	13-14
62542-00v	9-43
62542-00v	10-41
62542-01v	9-43
62542-01v	10-41
62543-00v	13-4
62543-02v	13-4
62544-00v	13-9
62544-01v	13-15
62545-00v	13-46
62554-00v	14-14
62554-00v	14-16
62557-04v	29-39
62558-00v	13-10
62558-01v	13-16
62563-00v	14-20
62563-01v	14-20
62566-00v	14-21
62576-00v	11-34
62576-00v	14-2
62581-00v	13-25
62581-01v	13-25
62601-02v	13-55
62606-00v	13-56
62607-00v	13-57
62608-00v	13-58
62620-00v	13-60
62640-00v	9-46
62640-00v	9-47
62644-00v	9-48
62644-00v	10-43
62645-04v	15-24
62649-00v	60-28
62653-04v	9-18
62653-04v	10-26
62654-00v	29-40
62654-00v	29-41
62654-03v	29-41
62655-00v	29-41
62656-00v	11-46
62664-00v	13-61
62665-02v	15-15
62674-01v	9-16
62674-01v	10-25
62674-03v	9-16
62674-03v	10-25
62679-00v	13-59
62679-01v	13-59
62686-01v	13-23
62686-02v	13-23
62697-00v	11-74
62697-02v	11-74
62701-03v	92-12

Part Number	Fig. and Index
62701-05v	92-14
62701-08v	92-2
62701-08v	92-3
62701-12v	92-4
62701-13v	92-5
62701-14v	93-31
62701-18v	92-12
62701-20v	92-14
62701-23v	92-2
62701-23v	92-3
62701-27v	92-4
62701-28v	92-5
62701-29v	93-31
62701-36v	92-6
62701-37v	92-7
62701-37v	92-8
62701-37v	92-9
62701-38v	92-8
62701-40v	92-10
62701-41v	92-11
62701-41v	94-58
62701-42v	113-2
62701-42v	18-29
62701-47v	94-1
62701-48v	92-13
62701-50v	92-6
62701-51v	92-7
62701-51v	92-9
62701-53v	92-10
62701-54v	92-11
62701-54v	94-58
62701-55v	92-13
62701-60v	113-2
62701-134v	92-2
62701-135v	119-27
62701-135v	119A-27
62703-21v	96-4
62703-23v	96-3
62703-28v	96-3
62703-34v	96-4
62706-00v	93-5
62706-07v	93-5
62709-00v	92-70
62710-02v	92-71
62710-03v	92-72
62711-02v	92-16
62711-02v	92-87
62711-02v	93-32
62711-03v	92-33
62711-03v	94-7
62711-04v	15-16
62711-04v	94-15
62711-05v	92-88
62712-02v	93-34
62712-02v	96-6
62712-03v	92-15
62712-04v	96-6
62713-02v	93-33

Part Number	Fig. and Index
62713-03v	92-17
62713-04v	92-87
62713-04v	92-88
62714-02v	92-20
62714-03v	92-21
62714-03v	94-9
62714-04v	77-11
62714-04v	78-13
62714-04v	80-13
62714-04v	83-13
62715-02v	92-35
62715-02v	94-8
62715-03v	92-34
62716-04v	96-18
62716-05v	96-18
62716-06v	96-18
62716-07v	96-18
62727-00v	93-51
62727-01v	93-51
62733-00v	93-12
62734-00v	93-13
62734-02v	93-13
62736-00v	93-14
62738-00v	93-6
62740-00v	93-7
62743-02v	92-22
62743-03v	92-23
62743-04v	92-24
62743-05v	92-25
62743-06v	92-26
62743-08v	92-27
62743-09v	92-28
62743-10v	92-29
62743-11v	92-30
62745-00v	93-20
62745-02v	119-49
62745-03v	119-50
62753-00v	15-7
62762-00v	92-19
62763-00v	13-28
62764-02v	93-22
62764-03v	93-21
62766-00v	92-74
62766-03v	92-74
62771-00v	92-73
62771-01v	92-73
62778-00v	96-13
62782-00v	96-12
62784-00v	96-11
62789-00v	93-3
62817-00v	15-8
62820-00v	93-27
62821-00v	93-28
62825-00v	96-8
62827-07v	24-24
62829-05v	95-1
62831-00v	95-8
62832-00v	95-9

Part Number	Fig. and Index
62833-06v	19-4
62833-06v	19A-39
62833-06v	20-44
62833-07v	48-33
62833-07v	67A-59
62833-07v	68-21
62833-10v	50-56
62833-11v	86-51
62833-11v	88-16
62833-11v	88-16
62833-11v	89-54
62833-17v	97-13
62833-18v	94-54
62833-20v	19-35
62833-20v	20-79
62833-21v	19-60b
62833-21v	19A-49
62833-23v	9-79
62833-23v	10-54
62833-27v	53-39
62833-28v	74-20
62833-28v	75-22
62833-36v	86-56
62833-36v	88-27
62833-36v	89-53
62833-39v	19A-58
62833-43v	50-42
62833-43v	50-48
62833-44v	54-5a
62833-44v	54-9a
62833-45v	51-27
62833-46v	81-20
62833-50v	78-18
62833-50v	80-18
62833-50v	81-17
62833-50v	83-18
62833-64v	50-49
62833-74v	103-36
62833-78v	29-5
62833-78v	31-15
62833-82v	42-10
62833-83v	42-7
62833-85v	96-36
62833-86v	67A-61
62833-86v	68-23
62833-86v	96-36
62833-87v	50-48
62833-101v	44-30
62833-101v	44-36
62833-101v	77-46
62833-101v	78-58
62833-101v	80-62
62833-101v	81-69
62833-103v	62-30
62833-103v	77-46
62833-103v	78-58
62833-105v	19A-26
62833-107v	20-55b

PIPER PARTS CATALOG

Part Number	Fig. and Index
62833-107v	50-42
62833-124v	54-48
62833-127v	95-15
62834-00v	96-19
62834-02v	96-19
62836-00v	95-12
62837-00v	95-13
62837-02v	95-13
62838-00v	95-14
62839-00v	96-15
62840-02v	96-33
62840-03v	96-33
62845-00v	96-14
62845-02v	96-14
62848-02v	96-9
62849-00v	96-17
62852-00v	96-31
62856-00v	93-50
62856-01v	93-50
62858-03v	93-29
62858-04v	93-30
62858-05v	96-32
62866-00v	97-17
62867-02v	63-9
62869-00v	9-8
62870-00v	9-5
62871-00v	9-9
62873-03v	11-13
62873-05v	11-14
62873-06v	11-15
62873-10v	11-13
62873-11v	11-14
62873-12v	11-15
62874-03v	11-11
62874-04v	11-11
62874-06v	11-11
62897-00v	33-34
62897-00v	123-16
62942-00v	34-55
62943-00v	34-54
62943-00v	34-57
62944-00v	34-56
62974-00v	14-3
62987-00v	76-22
63006-06v	19-36
63006-07v	19-37
63007-00v	19-39
63012-00v	19-40
63020-02v	19-61
63020-02v	19-75
63020-02v	19A-60
63020-02v	20-68
63020-02v	20-72
63020-02v	77-27
63020-02v	78-27
63034-00v	19-3
63034-02v	19-3
63036-00v	19-6

Part Number	Fig. and Index
63036-03v	19A-43
63036-04v	19A-43
63037-00v	11-16
63037-00v	12-23
63039-00v	19-14
63039-00v	19-41
63039-00v	19A-50
63039-00v	20-81
63039-02v	19-14
63039-02v	20-52
63042-00v	19-9
63042-03v	19A-42
63045-00v	19-10
63045-00v	19A-40
63045-00v	20-50
63047-12v	19-2
63050-00v	19-2a
63051-00v	19-2a
63055-02v	19-43
63070-07v	16-4
63070-07v	17-35
63070-07v	18-49
63070-14v	16-6
63070-21v	16-2
63070-22v	16-3
63070-23v	16-2
63070-24v	16-3
63070-26v	16-1
63070-26v	17-1
63070-27v	16-1
63070-27v	17-1
63071-02v	16-23
63071-02v	17-19
63071-02v	18-23
63071-17v	17-33
63071-18v	17-34
63076-00v	16-5
63077-00v	16-5
63078-08v	15-34
63078-11v	88-60
63080-00v	100-8
63082-00v	35-15
63086-00v	74-26
63116-04v	25-3
63116-06v	25-4
63116-48v	25-4
63116-49v	25-3
63116-93v	25-4
63116-94v	25-3
63116-132v	25-4
63116-133v	25-3
63118-00v	24-36
63131-00v	24-2
63131-08v	24-2
63131-10v	24-2
63142-02v	24-45
63142-13v	24-46
63142-14v	24-47

Part Number	Fig. and Index
63142-15v	24-48
63142-16v	24-49
63142-16v	26-12
63142-17v	24-50
63142-17v	26-13
63142-18v	24-51
63142-19v	24-52
63142-20v	24-53
63142-21v	24-54
63142-22v	26-15
63142-23v	26-12
63142-23v	26-14
63142-24v	26-13
63142-24v	26-14
63142-28v	22-21
63142-28v	23-28
63142-29v	22-22
63142-29v	23-29
63142-30v	22-23
63142-30v	23-30
63142-33v	24-53
63142-34v	24-88
63142-41v	26-15
63142-45v	24-46
63142-46v	24-47
63142-50v	24-47
63142-55v	24-46
63142-56v	24-45
63147-02v	24-9
63147-04v	24-9
63148-02v	24-10
63148-05v	24-10
63149-10v	16-43
63149-11v	16-43
63149-14v	16-43
63149-15v	16-43
63149-22v	18-19
63149-23v	18-19
63151-02v	19-44
63151-03v	19-44
63186-02v	45-17
63186-03v	89-42
63186-04v	59-2
63186-12v	120-7
63176-21	45-4c
63186-33v	59-5
63187-11v	19-45
63187-12v	19-45
63205-10v	33-2
63205-10v	34-4
63207-00v	37-7
63209-00v	37-8
63211-00v	37-8
63211-00v	37-9
63211-00v	37-14
63211-00v	37-32
63211-00v	118-55
63211-00v	119-38

Part Number	Fig. and Index
63211-00v	119A-32
63211-00v	121-3
63212-04v	35-16
63216-00v	33-27
63218-05v	9-35
63218-05v	13-62
63222-00v	101-43
63243-02v	71-16
63257-00v	11-18
63257-00v	12-16
63257-00v	22-24
63257-00v	23-31
63264-00v	45-36
63287-00v	24-14
63293-02v	11-20
63293-02v	12-17
63293-02v	22-16
63293-02v	23-24
63307-00v	53-8
63308-00v	53-61
63310-00v	53-37
63311-00v	53-4
63311-03v	53-3
63312-00v	53-29
63312-02v	53-30
63314-00v	53-7
63315-00v	57-15
63324-04v	60-1
63325-00v	60-2
63327-06v	48-7
63332-03v	53-48
63332-05v	53-49
63338-00v	59-1
63339-00v	59-3
63339-01v	59-3
63339-02v	59-4
63340-00v	59-7
63340-01v	59-7
63341-00v	59-6
63342-00v	59-8
63354-00v	60-26
63356-00v	60-53
63357-00v	60-54
63358-00v	60-55
63365-00v	57-10
63365-02v	57-10
63366-00v	37-45
63367-00v	57-11
63370-04v	53-52
63370-04v	58-6
63370-05v	53-52
63370-05v	58-6
63373-00v	58-7
63381-00v	48-1
63391-00v	93-10
63391-02v	93-11
63391-03v	93-10
63392-00v	46-2

PIPER PARTS CATALOG

Part Number	Fig. and Index
63392-01v	46-2
63393-00v	46-3
63393-01v	46-3
63395-00v	47-21
63396-02v	47-20
63398-00v	47-4
63398-01v	47-4
63404-00v	96-10
63419-02v	97-3
63420-02v	97-2
63420-04v	97-2
63420-07v	97-2
63425-00v	66-7
63451-00v	97-14
63455-00v	97-12
63456-00v	97-9
63457-00v	97-5
63457-03v	97-5
63458-00v	97-4
63458-04v	97-4
63459-05v	97-1
63459-11v	97-1
63459-18v	97-1
63464-05v	63-1
63465-00v	4-37
63465-00v	37-48
63465-02v	4-37
63465-02v	37-48
63468-00v	63-2
63469-00v	63-3
63469-01v	63-4
63470-00v	63-5
63474-00v	63-26
63478-00v	63-7
63483-00v	53-51
64384-00v	53-50
64384-00v	55-39
63485-00v	63-8
63485-01v	63-8
63485-02v	63-8
63485-03v	63-8
63500-08v	45-2
63500-08v	47-1
63501-00v	47-5
63501-03v	47-5
63502-00v	47-6
63503-00v	47-8
63504-00v	47-10
63505-00v	47-16
63506-00v	47-9
63509-00v	47-12
63510-00v	47-14
63511-00v	47-15
63511-01v	47-15
63513-00v	47-2
63515-00v	47-13
63517-00v	45-4
63530-00v	94-55

Part Number	Fig. and Index
63531-00v	103-26
63543-00v	47-28
63544-00v	47-27
63545-00v	47-26
63546-00v	47-24
63550-00v	47-23
63560-02v	45-7
63560-02v	46-23
63560-03v	46-24
63561-05v	46-12
63562-00v	46-13
63563-00v	46-20
63564-00v	46-21
63565-02v	46-22
63566-02v	46-17
63566-02v	46-18
63566-03v	46-17
63566-03v	46-18
63567-00v	46-19
63569-00v	46-14
63570-00v	46-15
63571-00v	46-16
63571-00v	46-16a
63571-02v	46-16a
63572-00v	46-9
63573-00v	46-4
63573-01v	46-4
63575-00v	46-5
63575-02v	46-5
63584-10v	45-5
63585-00v	45-6
63585-01v	45-6
63586-00v	45-8
63586-01v	45-8
63587-00v	45-9
63587-10v	45-9
63588-00v	45-10
63594-00v	63-24
63595-00v	2-20
63596-00v	8-9
63633-02v	9-58
63633-19v	38-46
63633-20v	66-11
63633-22v	38-9
63633-30v	38-12
63633-30v	39-5
63633-31v	38-11
63633-32v	38-10
63633-33v	38-13
63633-34v	38-9
63633-35v	38-14
63633-36v	39-53
63633-40v	38-10
63633-41v	38-14
63633-41v	67-19
63633-42v	38-13
63633-42v	67-19
63633-49v	38-10

Part Number	Fig. and Index
63633-53v	87-42
63633-54v	38-69
63633-62v	9-51
63633-64v	38-12
63633-65v	38-11
63633-66v	38-12
63633-66v	39-7
63633-100v	43-31
63633-124v	28-11
63633-126v	28-12
63633-127v	28-41
63633-129v	28-13
63633-136v	9-74
63633-136v	10-45
63633-147v	28-11
63633-153v	28-13
63633-156v	39-6
63633-157v	39-8
63633-158v	39-9
63633-158v	67A-29
63633-159v	67A-29
63633-161v	39-10
63633-162v	38-10
63656-00v	48-18
63656-02v	48-18
63656-02v	50-31
63670-00v	69-8
63684-04v	66-23
63744-08v	21-25
63744-09v	16-19
63744-09v	17-6
63744-09v	18-4
63744-10v	22-35
63744-10v	23-22
63744-11v	62-3
63760-00v	66-2
63760-03v	66-2
63766-00v	33-46
63766-00v	34-53
63778-00v	96-2a
63778-04v	96-2a
63779-00v	93-18
63781-00v	93-9
63782-00v	93-8
63782-03v	93-17
63782-04v	93-8
63824-05v	85-14
63824-12v	85-14
63825-05v	85-15
63825-10v	85-15
63858-00v	98-7
63866-03v	101-41
63874-00v	98-44
63874-00v	99-14
63874-02v	98-44
63874-02v	99-14
63882-08v	92-82
63882-09v	94-41

Part Number	Fig. and Index
63882-41v	92-82
63890-02v	102-30
63897-03v	42-34
63897-04v	98-49
63897-04v	99-45
63897-06v	28-45
63897-06v	103-29
63900-11v	55-45
63900-19v	2-54
63900-19v	39-20
63900-20v	2-55
63900-25v	20-74
63900-25v	37-15
63900-25v	76-17
63900-26v	92-80
63900-27v	38-18
63900-28v	24-19
63900-30v	3-12
63900-31v	21-10
63900-31v	62-29
63900-31v	92-31
63900-31v	92-81
63900-32v	92-32
63900-37v	92-32
63900-38v	76-16
63900-38v	93-25
63900-39v	86-67
63900-39v	93-26
63900-41v	48-21
63900-46v	9-72
63900-46v	11-75
63900-46v	11-82
63900-47v	11-75
63900-48v	11-77
63900-50v	19-11
63900-50v	19A-44
63900-50v	20-51
63900-50v	20-51a
63900-53v	29-32
63900-55v	94-23
63900-56v	94-22
63900-57v	94-12
63900-58v	94-13
63900-60v	94-61
63900-61v	94-25
63900-62v	94-11
63900-64v	9-77
63900-64v	10-52
63900-66v	113-7
63900-67v	113-8
63900-70v	20-74
63900-70v	37-15
63900-71v	92-80
63900-73v	19-61
63900-73v	19-75
63900-73v	21-10
63900-73v	92-31
63900-73v	92-81

PIPER PARTS CATALOG

Part Number	Fig. and Index
63900-74v	92-32
63900-75v	65-78
63900-75v	93-25
63900-76v	93-26
63900-78v	77-46
63900-78v	78-58
63900-78v	80-62
63900-79v	22-27
63900-79v	23-33
63900-81v	22-13
63900-81v	23-12
63900-82v	22-14
63900-82v	23-13
63900-85v	54-37
63900-88v	54-11
63900-89v	54-14
63900-96v	67-63
63900-103v	55-40
63900-108v	48-33
63900-109v	51-20
63900-115v	55-38
63900-122v	51-21
63900-123v	38-18
63900-124v	38-23
63900-130v	54-12
63900-131v	60-57
63900-133v	32-7
63900-133v	86-49
63900-133v	88-65
63900-136v	23-33
63900-136v	39-71
63900-137v	37-24
63900-138v	48-36
63900-138v	50-63
63900-144v	29-33
63900-145v	29-49
63900-146v	29-50
63900-146v	36-32
63900-147v	29-51
63900-147v	62-31
63900-149v	29-52
63900-149v	32-14
63900-149v	32B-10
63900-168v	62-27
63901-09v	63-16
63901-09v	65-3
63901-15v	86-20
63901-15v	88-66
63901-17v	53-47
63901-17v	55-42
63901-21v	65-4
63901-23v	85-2
63901-24v	85-3
63901-24v	87-1a
63901-25v	85-4
63901-26v	66-14
63901-26v	67-21
63901-26v	67-22

Part Number	Fig. and Index
63901-26v	67A-21
63901-27v	66-13
63901-27v	67-23
63901-27v	67A-23
63901-28v	63-15
63901-29v	63-17
63901-30v	60-51
63901-30v	63-18
63901-30v	65-5
63901-31v	65-6
63901-32v	87-2
63901-33v	87-3
63901-35v	67-20
63901-35v	67-22
63901-35v	67A-22
63901-36v	87-4
63901-40v	87-2
63901-42v	87-1
63901-52v	68-64
63901-65v	63-27
63901-73v	67A-20
63901-77v	85-1
63901-98v	68-41
63901-99v	68-70
63901-100v	68-44
63902-12v	76-1
63902-13v	76-2
63902-14v	38-15
63902-15v	38-44
63902-21v	76-2
63902-22v	79-1
63904-07v	102-7
63904-13v	102-7
63904-14v	40-4
63904-15v	40-5
63904-16v	40-6
63904-17v	40-7
63904-18v	40-12
63904-22v	86-70
63904-22v	88-7
63904-22v	89-7
63904-24v	5-50
63904-29v	35-7
63904-29v	36-8
63904-30v	86-40
63904-30v	88-6
63904-30v	89-6
63904-46v	41-7
63904-47v	41-8
63904-48v	41-9
63904-49v	41-6
63904-64v	102-21
63904-67v	42-21
63904-68v	42-22
63904-86v	102-18
63904-87v	102-22
63904-89v	28-14
63904-92v	42-21

Part Number	Fig. and Index
63904-112v	28-46
63909-00v	10-48
63910-00v	48-15
63911-00v	48-16
63913-05v	35-14
63913-07v	36-14
63913-26v	37-33
63913-26v	85-5
63913-30v	66-12
63913-30v	67-24
63913-30v	67A-24
63913-32v	37-12
63913-34v	37-2
63913-34v	37-35
63913-34v	121-4
63913-35v	37-13
63913-36v	119-81
63913-37v	37-3
63913-37v	37-35
63913-37v	121-5
63913-42v	35-10
63913-42v	35-11
63913-42v	36-12
63913-42v	36-13
63913-43v	118-51
63913-48v	82-18
63913-49v	60-22
63913-49v	78-42
63913-49v	83-29
63913-51v	35-12
63913-52v	35-8
63913-54v	35-9
63913-55v	35-8
63913-55v	35-13
63913-55v	36-9
63913-56v	37-20
63913-56v	118-65
63913-58v	35-23
63918-58v	36-14
63913-59v	37-13
63913-60v	118-53
63913-61v	118-52
63913-62v	35-9
63913-62v	36-10
63913-66v	65-7
63913-70v	37-33
63913-70v	119-61
63913-70v	119A-46
63913-71v	36-10
63913-71v	36-11
63913-76v	19A-47
63913-84v	122-11
63913-92v	89-38
63913-93v	89-37
63913-115v	121-6
63913-132v	60-22
63913-133v	68-68
63913-138v	119-62

Part Number	Fig. and Index
63913-138v	119A-47
63913-139v	119-59
63913-139v	119A-44
63913-143v	113-20
63913-143v	113-28
63913-143v	113-29
63913-144v	113-21
63913-150v	113-29
63913-151v	113-20
63913-152v	113-21
63913-153v	122-12
63913-154v	122-13
63913-157v	65-7a
63913-159v	119-62
63913-178v	122-14
63913-185v	122-15
63913-193v	90-10
63913-194v	90-10a
63913-199v	43-32
63914-04v	38-45
63914-05v	38-16
63914-07v	60-56
63915-06v	60-23
63915-23	99-65
63916-02v	76-18
63920-00v	96-2
63925-00v	48-17
63927-00v	9-76
63927-00v	10-51
63934-00v	123-36
63934-00v	124-69
63940-03v	24-5
63940-04v	24-5
63940-05v	24-5
63940-06v	24-5
63942-00v	2-53
63942-01v	2-53
63944-00v	80-27
63944-00v	81-43
63954-00v	90-4
63968-05v	123-38
63968-10v	123-38
63976-17v	60-37
63976-18v	60-38
63976-23v	86-61
63976-23v	88-26
63976-23v	89-52
63977-00v	102-2
63998-16v	2-11
63998-16v	90-1
63998-17v	2-11
63998-17v	90-1
65003-03v	97-11
65003-04v	92-83
65003-06v	94-42
65003-10v	16-20c
65003-10v	17-10
65003-10v	18-8

PIPER PARTS CATALOG

Part Number	Fig. and Index
65003-15v	50-65a
65003-21v	65-46
65003-30v	50-20a
65003-32v	57-23
65003-44v	54-18
65003-45v	50-47
65003-47v	30-5
65003-47v	92-87
65003-47v	92-88
65003-56v	44-6
65005-00v	53-15
65006-00v	53-16
65007-00v	49-9
65010-03v	48-38
65010-03v	49-1
65010-04v	49-28
65020-06v	4-13
65020-06v	5-29
65020-07v	4-13
65020-07v	5-29
65030-00v	72-4
65032-00v	73-4
65034-00v	47-11
65034-01v	47-11
65038-00v	69-1
65039-00v	69-2
65041-00v	69-3
65047-00v	48-48
65050-00v	97-10
65056-00v	4-34
65070-05v	74-24
65070-05v	75-15
65071-00v	13-29
65072-00v	8-31
65077-00v	8-29
65103-02v	72-13
65103-02v	73-17
65107-00	90-21
65108-04v	90-22
65108-05v	90-22
65112-00v	15-27
65114-00v	15-28
65119-00v	14-4
65119-01v	14-4
65122-00v	11-64
65126-00v	13-75
65126-01v	13-76
65127-00v	13-76
65137-00v	72-3
65139-00v	72-12
65148-00v	74-11a
65148-00v	75-9
65148-01v	74-11a
65148-01v	75-9
65151-00v	74-17
65152-14v	86-21
65152-14v	88-42
65152-15v	86-13

Part Number	Fig. and Index
65152-16v	86-14
65152-17v	86-15
65152-17v	88-46
65152-18v	85-16
65152-19v	79-38
65152-19v	802-17
65152-20v	86-21
65152-20v	88-44
65152-21v	86-15
65152-21v	88-48
65152-22v	87-10
65152-23v	87-39
65165-25v	37-47
65165-45v	40-8
65165-87v	44-29
65169-09v	72-5
65178-02v	74-13
65192-05v	111-12
65192-10v	111-12
65198-00v	73-6
65199-00v	103-27
65202-00v	74-12
65202-05v	74-12
65203-00v	58-5
65203-01v	58-5
65203-02v	58-5
65203-03v	58-5
65208-02v	66-3
65208-03v	66-3
65210-00v	76-21
65214-00v	98-8
65216-00v	95-11
65219-00v	24-96
65219-00v	123-39
65221-02v	66-15
65222-00v	98-11
65244-00v	94-52
65245-00v	94-56
65246-00v	94-43
65248-03v	94-48
65249-00v	94-44
65249-02v	94-44
65250-00v	94-57
65250-02v	94-57
65251-00v	94-53
65252-00v	94-45
65253-02v	94-46
65254-00v	94-33
65265-00v	7-6
65265-01v	7-6
65267-00v	45-18
65276-00v	49-33
65280-00v	49-8
65286-05v	19-50
65286-05v	20-64
65286-05v	24-67
65286-06v	19-50
65286-06v	20-64

Part Number	Fig. and Index
65286-06v	24-67
65286-07v	19-50
65286-07v	20-64
65286-07v	24-67
65286-08v	19-50
65286-08v	20-64
65286-08v	24-67
65289-00v	86-38
65289-00v	88-4
65291-03v	74-6
65291-03v	75-6
65291-07v	74-4
65299-02v	7-8
65299-03v	7-8
65304-00v	19-52
65304-00v	20-66
65304-00v	24-69
65318-00v	38-8
65318-00v	39-4
65319-04v	53-19
65331-00v	58-1
65332-00v	58-2
65332-03v	58-2
65333-04v	111-10
65333-06v	111-11
65341-00v	47-22
65342-02v	45-3
65342-02v	47-19
65343-00v	15-33
65345-03v	45-19
65356-00v	19-53
65356-00v	123-3
65364-03v	85-7
65364-04v	85-6
65364-04v	85-8
65364-05v	85-9
65365-02v	85-10
65365-03v	85-11
65365-04v	85-12
65366-00v	85-13
65368-00v	48-20
65368-00v	123-21
65368-00v	124-43
65369-00v	53-42
65369-00v	58A-34
65369-00v	123-24
65369-00v	124-46
65372-00v	98-34
65372-00v	99-40
65388-06v	15-17
65388-07v	15-17
65388-08v	15-18
65388-09v	15-18
65388-12v	15-9
65388-17v	93-51
65388-18v	93-51
65388-19v	93-22
65388-31v	47-24

Part Number	Fig. and Index
65388-32v	47-23
65388-49v	94-45
65388-58v	20-28
65388-59v	9-2
65388-60v	14-26
65388-61v	14-26
65388-65v	94-48
65389-02v	86-44
65392-00v	86-35
65396-00v	86-48
65397-00v	24-95
65397-00v	122-12
65400-00v	86-71
65400-02v	86-71
65400-02v	88-8
65400-02v	89-8
65401-00v	86-45
65402-00v	66-8
65402-02v	66-8
65403-00v	66-20
65406-10v	24-94
65406-11v	24-94
65406-12v	24-94
65407-00v	86-36
65407-07v	86-36
65407-07v	88-2
65407-07v	89-2
65409-00v	86-47
65410-02v	24-93
65410-03v	24-93
65410-06v	24-93
65413-00v	49-5
65414-00v	13-32
65415-00v	13-33
65428-00v	13-33
65429-00v	85-20
65438-00v	78-40
65438-00v	82-16
65438-00v	83-27
65440-07v	21-4
65440-07v	22-20
65440-07v	23-27
65440-10v	32B-28
65440-801v	21-4
65442-00v	69-9
65442-00v	70-6
65451-03v	82-14
65451-04v	79-3
65451-06v	79-4
65457-00v	9-45
65459-00v	13-32
65461-06v	86-39
65461-06v	88-5
65461-07v	86-39
65461-07v	88-5
65461-15v	86-39
65461-15v	88-5
65461-19v	86-39

PIPER PARTS CATALOG

Part Number	Fig. and Index
65461-19v	88-5
65461-19v	89-5
65485-00v	53-21
65488-00v	53-20
65490-00v	53-19
65493-910v	53-1
65493-911v	53-1
65494-00v	15-30
65519-00v	32-10
65524-00v	116-3
65524-00v	122-34
65531-00v	116-26
65533-00v	8-29
65546-00v	24-36
65546-04v	24-36
65556-00v	14-3a
65556-02v	14-3a
65564-02v	24-56
65567-00v	19-43b
65567-00v	20-26
65577-02v	86-18
65578-02v	85-16
65586-04v	6-12
65586-05v	6-12
65587-00v	6-13
65588-00v	6-3
65589-00v	6-4
65590-01v	2-8
65590-01v	6-1
65591-00v	2-8
65591-00v	6-1
65592-00v	6-2
65592-01v	6-2
65593-00v	6-14
65593-01v	6-14
65594-00v	6-13
65594-01v	6-13
65595-01v	6-19
65617-00v	76-2
65617-00v	79-2
65618-00v	76-1
65656-00v	13-51
65656-01v	13-51
65657-00v	13-50
65674-05v	24-2
65674-06v	24-2
65674-07v	24-2
65688-00v	59-3
65688-01v	59-3
65688-02v	59-4
65688-03v	59-4
65690-00v	4-7c
65690-01v	4-7c
65692-02v	9-45
65692-02v	10-56
65692-02v	23-39
65692-03v	9-45
65692-03v	10-56

Part Number	Fig. and Index
65715-03v	45-39
65715-04v	45-37
65725-02v	25-28
65725-03v	25-28
65725-04v	25-28
65725-05v	25-28
65725-06v	25-28
65725-07v	25-28
65725-08v	25-28
65725-09v	25-28
65726-02v	57-14
65726-03v	57-14
65726-04v	57-13
65727-00v	19-73
65727-00v	19A-57
65727-00v	20-67
65735-03v	24-98
65735-04v	24-98
65735-06v	24-44
65735-07v	24-44
65735-12v	24-98
65735-13v	24-44
65735-18v	24-98
65735-19v	24-44
65741-00v	16-20b
65741-00v	17-9
65741-00v	18-7
65742-00	16-20a
65742-00	17-8
65742-00	18-6
65745-00v	16-20
65746-02v	16-13
65750-00v	16-14
65763-00v	29-44
65763-01v	29-44
65764-02v	29-43
65764-03v	29-43
65764-04v	29-43
65764-05v	29-43
65764-06v	29-43
65764-07v	29-43
65764-08v	29-43
65764-11v	29-43
65768-00v	24-64
65768-01v	24-64
65773-00v	2-56
65782-00v	17-11
65782-00v	18-9
65784-00v	113-13
65795-00v	33-48
65795-00v	34-52
65797-05v	37-1
65815-04v	2-10
65815-04v	90-16
65815-05v	2-10
65815-05v	90-16
65816-00v	86-19a
65816-00v	88-9

Part Number	Fig. and Index
65821-02v	113-1
65821-03v	113-1
65824-00v	68-11
65825-00v	16-14
65825-00v	17-5
65825-02v	16-14
65825-02v	17-5
65826-02v	16-13
65826-02v	17-4
65826-04v	16-13
65826-04v	17-4
65865-00v	24-101
65866-02v	24-75
65868-00v	24-71
65869-00v	24-72
65870-00v	24-73
65871-00v	24-74
65879-00v	29-16a
65879-00v	29-22a
65879-00v	29-28a
65889-00v	74-18
65889-00v	75-16
65896-00v	16-20
65896-00v	17-7
65896-00v	18-5
65896-02v	16-20
65896-02v	17-7
65896-02v	18-5
65898-00v	4-30
65898-00v	5-39
65898-01v	4-30
65898-01v	5-39
65898-04v	4-28
65898-04v	5-37
65899-00v	6-5
66529-00v	5-21
66530-00v	95-7
66546-00v	96-29
66552-00v	29-1
66552-01v	29-1
66552-02v	29-16
66552-03v	29-2
66552-04v	29-2
66553-00v	29-17
66553-02v	29-18
66553-03v	29-22
66554-00v	29-23
66554-02v	29-24
66554-03v	29-28
66580-02v	98-39
66580-02v	102-24
66580-02v	104-11
66582-00v	4-27
66582-00v	4-41
66582-00v	5-19
66582-01v	4-27
66582-01v	4-41
66582-01v	5-19

Part Number	Fig. and Index
66595-00v	2-2
66595-00v	3-1
66595-01v	2-2
66595-01v	3-1
66597-00v	4-9
66597-00v	4-38
66597-01v	4-9
66597-01v	4-38
66597-02v	4-38
66597-03v	4-38
66598-00v	4-10
66598-00v	4-11
66598-00v	5-27
66598-01v	4-10
66598-01v	4-11
66598-01v	5-27
66599-00v	4-12
66599-01v	4-12
66601-00v	2-1
66601-01v	2-1
66602-00v	2-4
66602-00v	4-1
66602-01v	2-4
66602-01v	4-1
66602-04v	2-4
66602-04v	4-1
66602-05v	2-4
66602-05v	4-1
66609-00v	14-3
66614-00v	5-32
66615-02v	24-2
66615-03v	24-2
66615-14v	24-2
66616-00v	102-3
66618-00v	48-3
66618-02v	48-3
66618-03	48-3
66620-00v	3-16
66620-00v	3A-16
66621-00v	3-15
66621-00v	3A-15
66623-00v	3-13
66623-00v	3A-13
66623-01v	3-13
66623-01v	3A-13
66632-00v	98-12
66632-00v	99-10
66632-02v	98-12
66632-02v	99-10
66634-03v	66-46
66634-03v	67-2
66634-03v	82-1
66634-03v	83-23
66634-08v	68-2
66634-09v	66-46
66634-09v	67-2
66634-09v	67A-2
66641-00v	19-30

PIPER PARTS CATALOG

Part Number	Fig. and Index
66641-00v	20-16
66647-00v	19-63
66648-00v	19-64
66652-00v	19-2
66652-12v	19-2
66654-00v	19-21
66654-00v	20-8
66710-16v	20-61a
66710-16v	24-65a
66710-16v	32B-8
66710-17v	19-48a
66710-17v	19A-3
66710-17v	24-65a
66710-17v	32B-8
66710-21v	19-48c
66710-21v	20-62a
66710-21v	24-65c
66710-26v	19-48c
66710-26v	20-62a
66710-26v	24-65c
66710-44v	19-48c
66710-44v	19A-5
66710-44v	20-62a
66710-44v	24-65c
66744-00v	101-20
66748-00v	101-10
66750-00v	48-13
66761-00v	3-11
66761-01v	3-11
66761-02v	3A-11
66761-03v	3A-11
66762-00v	4-18
66762-00v	5-13
66766-00v	7-7
66766-01v	7-7
66767-00v	2-9
66767-00v	7-1
66767-01v	2-9
66767-01v	7-1
66769-00v	15-26
66770-00v	2-3
66770-00v	3-23
66770-01v	2-3
66770-01v	3-23
66771-00v	3-26
66771-01v	3-26
66772-00v	3-27
66772-01v	3-27
66773-00v	81-12
66774-00v	81-18
66780-00v	63-26
66787-00v	24-111
66787-00v	123-13
66787-00v	124-19
66788-02v	24-29
66788-04v	24-29
66788-14v	24-29
66789-00v	38-50

Part Number	Fig. and Index
66789-00v	39-14
66789-00v	66-25
66789-00v	66-45
66789-00v	67-36
66789-00v	67A-36
66789-00v	76-6
66789-00v	77-36
66789-00v	78-36
66789-00v	79-20
66789-00v	80-44
66789-00v	81-56
66789-00v	85-23
66789-00v	85-24
66789-00v	87-26
66789-00v	98-19
66789-00v	99-23
66789-00v	114-17
66793-09v	21-2
66794-00v	9-20
66794-00v	10-28
66798-00v	115-9
66800-00v	114-10
66800-00v	123-33
66800-00v	124-61
66804-00v	24-9
66805-00v	24-10
66815-00v	90-7a
66815-00v	90-19a
66815-00v	91-14a
66817-00v	90-7
66817-00v	90-19
66817-00v	91-14
66820-00v	53-51
66820-00v	55-17
66821-04v	58-7
66821-04v	58A-23
66821-05v	58A-23
66822-07v	45-41
66822-08v	45-42
66843-00	49-2
66848-04v	19-36
66855-00v	77-44
66855-00v	78-44
66855-00v	80-59
66855-04v	80-59
66855-04v	81-37
66856-04v	38-15
66856-05v	77-22
66856-05v	78-22
66857-00v	38-72
66913-00v	19-2a
66913-04v	19-2a
66914-00v	19-2a
66914-03v	19-2a
66915-00v	19-2b
66916-00v	19-2b
66929-00v	124-72
66931-00v	9-9e

Part Number	Fig. and Index
66932-00v	96-38
66934-00v	96-39
66934-00v	123-28
66934-00v	124-52
66940-00v	29-44
66940-01v	29-44
66955-00v	15-10
66962-00v	41-1
66964-00v	47-2
66964-02v	47-3
66965-00v	47-3
66972-00v	47-8
66973-00v	47-16
66974-00v	15-29
66975-00v	45-2
66975-00v	47-1
66975-03v	45-2
66975-03v	47-1
66978-00v	41-2
66979-00v	81-3
66980-00v	38-73
66980-00v	39-2
66980-00v	77-43
66980-00v	78-43
66980-00v	80-55
66980-00v	81-38
66984-00v	30-1
66984-01v	30-1
66984-04v	30-2
66984-06v	30-3
66984-07v	30-3
66992-00v	30-2a
67012-00v	55-7
67023-00v	55-9
67024-00v	54-23
67024-01v	54-23
67025-02v	54-13
67025-05v	54-10
67025-06v	54-10
67026-05v	55-12
67026-07v	51-3
67026-07v	51-26
67026-07v	51-32
67026-07v	55-11
67026-07v	55-20
67026-11v	51-23
67028-00v	54-24
67031-02v	54-22
67031-03v	54-22
67036-00v	55-18
67037-06v	55-16
67040-14v	54-2
67040-15v	54-2
67042-13v	54-6
67050-02v	51-2
67053-00v	4-6a
67053-00v	5-5a
67054-03v	51-22

Part Number	Fig. and Index
67060-00v	4-4
67060-01v	4-4
67060-04v	5-4
67060-05v	5-4
67060-08v	4-4
67060-09v	4-4
67061-00v	4-6
67061-01v	4-6
67061-04v	4-6
67061-04v	5-5
67061-05v	4-6
67061-05v	5-5
67065-00v	5-54
67069-00v	5-18
67069-01v	5-18
67071-00v	5-42
67071-00v	54-56
67071-01v	5-42
67071-01v	54-56
67079-00v	5-24
67079-01v	5-24
67090-10v	62-1
67090-11v	62-1
67091-00v	62-8
67093-04v	62-2
67093-05v	62-2
67095-00v	5-8
67095-01v	5-8
67096-00v	5-9
67096-01v	5-9
67097-02v	5-22
67097-03v	5-22
67100-07v	50-1
67100-07v	51-1
67103-00v	5-25
67103-01v	5-25
67106-00v	51-53
67107-00v	51-28
67114-00v	50-28
67128-00v	34-66
67135-03v	60-55
67137-00v	60-25
67138-00v	60-24
67139-00v	60-27
67140-02v	60-28
67148-00v	51-30
67155-00v	50-5
67164-00v	2-25
67164-01v	2-25
67168-00v	48-40
67168-00v	50-17
67168-00v	50-61
67169-00v	50-18
67177-03v	9-65
67189-00v	50-19
67192-00v	50-66
67193-03v	96-31
67198-00v	54-54

PIPER PARTS CATALOG

Part Number	Fig. and Index
67202-00v	54-35
67203-00v	54-38
67212-00v	77-3
67212-00v	78-3
67212-00v	80-3
67212-00v	83-3
67214-00v	77-4
67214-00v	78-4
67214-00v	80-4
67214-00v	81-5
67214-00v	83-4
67215-00v	77-8
67215-00v	78-10
67215-00v	80-10
67215-00v	83-10
67215-03v	81-9
67216-00v	77-8
67216-00v	78-10
67216-00v	80-10
67216-00v	81-9
67216-00v	83-10
67218-00v	77-9
67218-00v	77-17
67218-00v	78-11
67218-00v	80-11
67218-00v	80-18
67218-00v	80-19
67218-00v	81-13
67218-00v	83-11
67218-00v	83-18
67218-00v	83-19
67218-02v	77-17
67218-02v	78-19
67218-02v	80-19
67218-02v	81-14
67218-02v	83-19
67223-00v	77-2
67223-00v	78-2
67223-00v	80-2
67223-00v	83-2
67223-04v	81-2
67235-00v	24-86
67241-00v	34-44
67241-00v	34-44c
67241-00v	124-31
67244-00v	50-27
67245-00v	51-33
67249-00v	15-13
67259-00v	9-67
67277-00	55-44
67336-00v	24-1
67338-00v	60-2
67363-00v	65-34
67404-02v	98-42
67404-02v	99-42
67404-03v	98-43
67404-03v	99-43
67409-00v	101-31

Part Number	Fig. and Index
67411-02v	99-47
67411-04v	99-47
67411-05v	99-51
67411-06v	99-55
67411-07v	99-51
67411-08v	99-49
67411-21v	99-53
67412-04v	101-20
67422-04v	34-28
67422-05v	101-33
67422-06v	101-34
67422-07v	101-35
67422-10v	101-36
67422-11v	101-32
67422-12v	101-25
67422-13v	101-27
67422-14v	101-26
67431-00v	34-30
67431-04v	34-31
67436-04v	101-17
67436-06v	101-18
67437-00v	101-19
67439-00v	101-39
67445-00v	113-14
67445-02v	119-44
67445-02v	119A-38
67462-03v	34-2
67462-06v	33-1a
67462-06v	34-2a
67463-00v	96-2g
67469-00v	9-50
67490-02v	113-15
67490-02v	119-39
67490-02v	119A-33
67490-02v	124-60
67492-00v	114-10
67492-00v	124-61
67494-00v	117-17
67494-01v	117-17
67502-00v	54-34
67517-00v	71-8
67549-00v	60-59
67552-00v	16-5
67553-00v	16-5
67564-09v	29-43
67600-00v	65-58
67600-00v	65-88
67639-12v	83-25
67652-00v	71-11
67670-00v	5-46
67670-01v	5-46
67673-00v	5-3
67677-00v	5-48
67677-01v	5-48
67678-00v	5-49
67678-01v	5-49
67687-00v	5-47
67687-01v	5-47

Part Number	Fig. and Index
67689-02v	5-23
67689-03v	5-23
67690-08v	5-7
67690-09v	5-7
67691-00v	5-26
67691-01v	5-26
67694-00v	5-45
67700-06v	65-8
67700-07v	65-9
67700-44v	66-43
67700-44v	67-10
67700-45v	66-17
67700-45v	67-26
67700-46v	87-10
67700-47v	87-39
67700-48v	80-32
67700-48v	81-33
67700-50v	78-41
67700-50v	83-28
67700-51v	85-17
67700-51v	87-9
67700-52v	85-19
67700-52v	87-11
67700-81v	66-43
67700-81v	67-10
67700-81v	67A-10
67700-81v	68-62
67700-82v	66-17
67700-82v	67-26
67700-82v	67A-26
67700-82v	68-61
67700-96v	89-30
67700-98v	89-29
67700-100v	89-28
67700-101v	89-27
67700-104v	89-31
67700-106v	65-10
67700-107v	65-11
67700-108v	65-12
67700-109v	65-13
67700-110v	65-14
67700-111v	65-15
67700-112v	65-16
67700-113v	65-17
67700-114v	65-18
67700-115v	65-19
67700-116v	65-20
67700-117v	65-21
67700-118v	65-22
67700-119v	65-23
67700-120v	87-7
67700-121v	89-26
67700-122v	89-32
67700-123v	65-24
67700-124v	65-83
67700-160v	121-3
67700-339v	89-29
67702-00v	24-109

Part Number	Fig. and Index
67702-00v	124-17
67723-00v	2-57
67723-01v	2-57
67728-00v	90-25
67728-00v	91-23
67731-00v	65-29
67732-00v	65-30
67738-00v	65-29
67742-00v	11-64
67743-00v	65-32
67743-02v	65-32
67748-02v	65-2
67753-00v	55-14
67755-00v	51-16
67755-00v	55-4
67758-00v	51-44
67768-00v	37-34
67768-00v	123-40
67768-00v	124-42
67786-00v	24-105
67786-00v	123-11
67786-00v	124-14
67790-00v	66-2
67790-00v	67-3
67790-00v	67A-3
67790-00v	68-3
67790-00v	82-2
67790-00v	83-43
67791-00v	66-3
67791-00v	67-4
67791-00v	67A-4
67791-00v	68-5
67791-00v	82-3
67791-00v	83-44
67793-00v	66-48
67793-00v	67-5
67793-00v	67A-5
67793-00v	68-4
67793-00v	82-4
67793-00v	83-45
67794-00v	66-47
67794-00v	67-6
67794-00v	67A-6
67794-00v	68-6
67794-00v	82-5
67794-00v	83-46
67797-04v	54-17
67797-05v	54-17
67878-00v	34-42
67878-00v	124-29
67878-02v	34-42
67878-02v	124-29
67879-00v	34-41
67879-00v	124-28
67905-02v	25-4
67905-03v	25-4
67905-04v	25-4
67905-05v	25-4

PIPER PARTS CATALOG

Part Number	Fig. and Index
67905-06v	25-4
67906-02v	25-3
67906-03v	25-3
67906-04v	25-3
67906-05v	25-3
67906-06v	25-3
67909-00v	51-15
67926-04v	55-10
67926-05v	55-10
67958-02v	29-22c
67958-02v	29-28c
67958-02v	31-52
67968-02v	24A-1
67968-03v	24A-1
67968-04v	24A-2
67968-05v	24A-2
67968-06v	24A-3
67968-07v	24A-3
67968-08v	24A-4
67968-09v	24A-4
67968-10v	24A-5
67968-11v	24A-5
67969-02v	24A-18
67969-03v	24A-17
67969-04v	24A-16
67969-05v	24A-9
67969-07v	24A-11
67969-08v	24A-10
67969-09v	24A-13
67969-10v	24A-12
67969-11v	24A-15
67969-12v	24A-14
67970-02v	32B-28
67984-02v	96-40
68005-00v	79-10
68005-00v	80-33
68005-00v	81-34
68006-00v	123-36
68006-00v	124-69
68014-00v	8-46
68017-00v	24-82
68022-14v	29-38
68022-14v	32-9
68022-14v	32B-16
68023-00v	82-17
68029-00v	73-16
68029-09v	73-16
68030-00v	73-15
68030-10v	73-15
68031-00v	73-14
68031-04v	73-14
68031-05v	73-14
68031-07v	73-14
68032-00v	73-13
68033-00v	73-1
68046-00v	67-14
68047-00v	67-60
68053-00v	73-2

Part Number	Fig. and Index
68054-00v	73-3
68055-00v	73-5
68059-00v	29-2a
68061-00v	29-1
68061-02v	29-2
68061-03v	29-16
68067-00v	29-16a
68067-00v	29-22a
68067-00v	29-28a
68068-00v	29-20
68068-00v	29-26
68068-00v	32-5
68068-03v	29-22
68069-00v	29-23
68069-02v	29-24
68069-03v	29-28
68071-00v	29-24a
68072-00v	29-24a
68073-00v	32-5
68086-00v	29-17
68086-02v	29-18
68088-00v	29-18a
68090-04v	24-20
68090-05v	24-20
68090-06v	24-20
68090-07v	24-20
68090-16v	24-20
68090-17v	24-20
68091-04v	24-21
68091-05v	24-21
68091-06v	24-21
68091-07v	24-21
68091-14v	24-21
68091-15v	24-21
68092-00v	25-16
68093-00v	24-22
68093-00v	25-19
68094-02v	25-17
68094-03v	24-17
68094-03v	25-17
68095-00v	29-18a
68096-00v	25-18
68098-00v	9-50
68101-02v	90-18
68101-02v	90-28
68105-00v	2-9
68105-00v	7-1
68105-01v	2-9
68105-01v	7-1
68106-00v	7-8
68106-01v	7-8
68111-00v	3-7
68111-00v	3A-7
68113-200v	3-6
68113-200v	3A-6
68113-201v	3-6
68113-201v	3A-6
68115-00v	37-10

Part Number	Fig. and Index
68116-00v	37-11
68119-00v	3-14
68119-00v	3A-14
68123-00v	2-8
68123-00v	6-1
68123-03v	2-8
68123-03v	6-1
68126-00v	57-8
68128-00v	57-7
68128-02v	57-7
68129-00v	2-9
68129-00v	7-1
68129-01v	2-9
68129-01v	7-1
68130-00v	21-1
68134-00v	21-7
68135-00v	21-6
68136-00v	21-8
68139-00v	21-8
68143-00v	74-25
68144-00v	118-30
68144-00v	119-52
68145-00v	118-31
68146-00v	118-35
68146-00v	119-54
68149-00v	118-32
68149-00v	119-32
68153-00v	9-37
68153-01v	9-37
68154-00v	9-57
68155-00v	9-38
68155-01v	9-38
68156-00v	9-39
68157-00v	9-39
68161-00v	74-26
68163-00v	9-40
68164-03v	20-1
68174-00v	20-28
68175-00v	20-43
68175-02v	20-43
68176-00v	20-46
68176-02v	20-46
68176-03v	20-46
68178-00v	20-49
68178-03v	20-49
68179-00v	19-7
68179-00v	19A-45
68179-00v	20-47
68179-02v	19-8
68179-02v	19A-46
68179-03v	20-48
68179-04v	20-47
68179-05v	20-48
68179-06v	20-47
68179-07v	19A-45
68179-08v	19A-46
68180-00v	19-5
68181-00v	20-23

Part Number	Fig. and Index
68183-00v	20-27
68185-00v	19-1
68186-00v	20-45
68186-02v	20-45
68187-00v	20-21
68188-00v	19-16
68188-00v	20-3
68193-00v	118-54
68193-00v	118-64
68193-04v	119-63
98193-04v	119A-48
68193-07v	121-7
68195-00v	104-9
68198-00v	104-8
68198-00v	105-8
68199-00v	40-3
68201-00v	8-1
68201-02v	8-1
68201-03v	8-1
68201-04v	8-1
68201-05v	8-1
68201-06v	8-1
68201-07v	8-1
68201-08v	8-1
68201-09v	8-1
68201-10v	8-1
68201-11v	8-1
68201-12v	8-1
68202-00v	8-3
68202-02v	8-3
68202-03v	8-3
68202-04v	8-3
68203-00v	9-41
68206-00v	40-2
68207-00v	40-1
68209-00v	24-15
68209-02v	24-15
68210-00v	8-4
68210-02v	8-4
68210-03v	8-4
68210-04v	8-4
68210-05v	8-4
68210-06v	8-4
68210-07v	8-4
68210-08v	8-4
68210-09v	8-4
68210-10v	8-4
68210-11v	8-4
68211-00v	8-5
68211-00v	9-1
68211-02v	8-10
68211-04v	8-8
68211-05v	8-7
68211-06v	8-7
68211-08v	8-5
68211-08v	9-1
68211-09v	8-5
68211-09v	9-1

PIPER PARTS CATALOG

Part Number	Fig. and Index
68212-00v	9-2
68212-02v	9-2
68214-02v	10-4
68214-03v	10-4
68215-00v	10-5
68216-00v	9-2a
68217-00v	9-2b
68217-00v	10-7
68223-00v	11-79
68225-00v	11-81
68228-02v	11-68
68228-03v	12-34
68229-02v	11-69
68229-03v	12-35
68229-04v	9-46
68230-00v	9-3
68240-00v	9-4
68240-02v	9-4
68252-00v	9-10
68252-00v	10-19
68253-00v	9-10
68253-00v	10-19
68254-00v	9-11
68254-00v	10-20
68255-00v	9-14
68255-00v	10-23
68255-01v	9-14
68257-00v	9-13
68257-00v	10-22
68258-00v	9-12
68258-00v	10-21
68258-05v	9-12
68258-05v	10-21
68260-00v	9-19
68264-00v	13-73
68266-00v	9-21
68267-00v	10-30
68268-02v	9-22
68268-02v	10-12
68271-00v	33-28
68272-02v	9-9a
68272-02v	9-52
68272-02v	10-32
68272-03v	9-9b
68272-03v	9-53
68272-03v	10-33
68272-04v	9-9f
68272-04v	9-56
68272-04v	10-36
68273-00v	9-54
68273-02v	9-9c
68273-02v	9-54
68273-02v	10-34
68274-00v	9-47
68276-00v	9-25
68276-00v	10-14
68276-01v	9-25
68276-01v	10-14

Part Number	Fig. and Index
68277-00v	9-23
68277-00v	10-13
68278-00v	9-26
68278-00v	10-16
68279-00v	9-34
68279-00v	10-39
68279-04v	10-39
68281-00v	9-27
68281-00v	10-18
68281-01v	9-27
68281-01v	10-18
68282-00v	9-24
68282-00v	10-15
68282-01v	9-24
68282-01v	10-15
68283-00v	9-29
68283-00v	10-40
68283-01v	9-29
68283-01v	10-40
68285-00v	9-30
68286-00v	9-31
68286-00v	10-47
68288-00v	8-12
68289-00v	9-49
68290-02v	9-33
68290-02v	10-58
68290-03v	9-33
68290-03v	10-58
68290-04v	9-32
68290-04v	10-57
68290-05v	9-42
68290-05v	10-59
68290-06v	9-42
68290-06v	10-59
68292-00v	16-24
68292-02v	16-24
68293-00v	17-21
68293-00v	16-25
68293-02v	18-25
68294-00v	16-26
68294-00v	17-22
68295-00v	16-27
68296-00v	16-28
68296-00v	17-24
68297-00v	16-29
68297-00v	17-25
68297-00v	18-30
68297-01v	16-30
68297-01v	17-26
68297-01v	18-34
68298-00v	16-31
68299-00v	16-32
68299-00v	17-28
68300-00v	16-33
68300-00v	17-29
68300-00v	18-35
68301-00v	16-34
68301-00v	17-30

Part Number	Fig. and Index
68301-00v	18-37
68302-00v	16-35
68303-00v	16-36
68303-00v	17-32
68303-00v	18-38
68304-00v	16-13
68304-02v	16-14
68305-00v	16-21
68305-00v	17-2
68305-01v	16-21
68305-01v	17-2
68305-02v	16-21
68305-02v	17-2
68305-03v	16-21
68305-03v	17-2
68306-00v	16-22
68306-00v	17-3
68306-00v	18-13
68306-02v	16-22
68306-02v	17-3
68306-02v	18-13
68306-03v	18-13
68306-04v	18-13
68307-00v	11-40
68308-00v	11-39
68311-00v	8-14
68311-00v	11-1
68311-05v	8-15
68311-06v	8-14
68311-06v	11-1
68311-07v	8-14
68311-07v	11-1
68312-00v	11-21
68313-00v	11-22
68314-00v	11-23
68314-01v	10-23
68315-00v	11-49
68315-01v	11-49
68316-00v	11-24
68316-02v	11-25
68316-03v	11-25
68316-14v	11-25
68316-15v	11-25
68316-16v	11-24
68316-17v	11-24
68318-00v	8-16
68319-00v	11-80
68320-00v	11-26
68320-02v	11-26
68320-03v	11-26
68322-00v	11-60
68323-00v	11-51
68323-01v	11-51
68324-00v	11-52
68325-00v	11-27
68325-02v	11-27
68326-00v	11-30
68327-00v	11-29

Part Number	Fig. and Index
68328-00v	11-54
68328-02v	11-54
68329-00v	8-18
68330-00v	11-55
68330-03v	11-55
68330-06v	11-55
68331-00v	11-28
68331-01v	11-28
68332-00v	11-56
68333-00v	11-35
68333-01v	11-35
68334-00v	11-83
68335-00v	11-36
68336-00v	11-37
68336-01v	11-37
68338-00v	11-57
68339-00v	11-58
68340-00v	11-62
68341-00v	11-63
68342-04v	11-38
68342-05v	11-38
68342-10v	11-38
68342-11v	11-38
68343-00v	11-63
68343-02v	11-63
68344-00v	11-53
68345-00v	11-19
68346-01v	11-61
68347-00v	11-50
68348-00v	8-18
68349-00v	11-59
68351-00v	11-62
68352-01v	11-10
68352-03v	11-10
68353-00v	11-17
68353-00v	12-9
68355-00v	8-22
68355-00v	12-1
68355-04v	8-39
68355-07v	8-22
68355-07v	12-1
68355-08v	8-22
68355-08v	12-1
68357-00v	12-2
68357-01v	12-2
68358-00v	12-3
68359-00v	12-4
68360-02v	12-5
68360-03v	14-28
68362-00v	11-71
68363-00v	11-70
68364-00v	11-5
68364-00v	11-65
68364-00v	12-20
68364-00v	12-24
68365-02v	12-6
68365-03v	12-7
68366-00v	12-8

PIPER PARTS CATALOG

Part Number	Fig. and Index
68369-00v	12-33
68369-01v	12-33
68370-00v	12-11
68370-01v	12-11
68371-00v	12-12
68371-01v	12-12
68372-00v	12-13
68373-00v	12-14
68373-01v	12-14
68374-00v	12-15
68375-00v	12-10
68377-00v	8-41
68378-00v	12-22
68381-00v	11-61
68382-00v	11-9
68382-02v	11-9
68387-00v	9-4
68387-02v	9-4
68394-00v	20-58
68401-00v	24-11
68401-09v	24-11
68404-00v	24-6
68406-00v	33-33
68406-02v	33-33
68406-03v	33-33
68406-04v	33-33
68407-00v	33-38
68407-02v	33-38
68410-00v	33-41
68412-00v	26-10
68413-00v	26-11
68414-00v	94-2
68414-03v	94-2
68415-00v	24-38
68416-00v	24-41
68416-01v	24-41
68420-02v	24-3
68420-03v	24-3
68420-04v	24-3
68421-02v	24-4
68421-03v	24-4
68421-04v	24-4
68421-08v	24-4
68421-10v	24-4
68424-00v	24-37
68426-00v	45-1
68426-00v	46-1
68426-02v	45-1
68426-02v	46-1
68427-00v	46-10
68428-00v	46-11
68429-00v	46-6
68429-01v	46-6
68429-02v	46-6
68429-03v	46-6
68430-00v	46-7
68430-01v	46-7
68430-02v	46-7

Part Number	Fig. and Index
68430-03v	46-7
68431-00v	46-8
68431-01v	46-8
68434-00v	45-12
68434-03v	45-14
68434-04v	45-13
68439-02v	26-3
68439-03v	26-3
68439-04v	26-3
68439-05v	26-3
68439-06v	26-3
68439-07v	26-3
68439-08v	26-3
68439-09v	26-3
68439-10v	26-3
68439-11v	26-3
68439-12v	26-3
68439-13v	26-3
68440-00v	111-23
68441-00v	111-19
68443-00v	26-4
68443-02v	26-4
68445-00v	26-5
68445-02v	26-5
68449-03v	24-55
68451-00v	93-1
68452-00v	93-2
68453-00v	92-36
68454-00v	92-37
68455-00v	92-38
68456-02v	24-57
68456-03v	24-57
68456-04v	24-57
68456-05v	24-57
68457-02v	24-58
68457-03v	24-58
68457-04v	24-58
68457-05v	24-58
68458-02v	20-59
68458-03v	20-59
68458-04v	20-59
68458-05v	20-59
68459-02v	24-59
68459-03v	24-59
68459-04v	24-59
68459-05v	24-59
68460-02v	24-60
68460-03v	24-60
68460-04v	24-60
68460-05v	24-60
68462-00v	60-25
68463-00v	60-27
68464-00v	60-52
68466-00v	60-30
68467-00v	60-29
68468-00v	60-24
68469-02v	19-46
68469-03v	19-46

Part Number	Fig. and Index
68469-04v	19-46
68469-05v	19-46
68469-05v	19-48
68470-00v	92-18
68472-00v	94-20
68473-02v	24-61
68473-03v	24-61
68473-04v	24-61
68473-05v	24-61
68474-00v	94-14
68475-00v	94-10
68476-02v	24-62
68476-03v	24-62
68476-04v	24-62
68476-05v	24-62
68477-00v	94-17
68478-00v	94-16
68479-00v	94-19
68480-00v	94-18
68484-00v	20-60
68484-00v	24-64
68484-01v	19-47
68484-01v	24-64
68484-02v	24-64
68485-00v	94-4
68486-00v	94-6
68488-00v	94-5
68488-02v	94-5
68491-00v	94-49
68492-02v	24-65
68492-03v	24-65
68492-05v	19-48
68492-05v	20-61
68492-06v	24-65
68492-07v	24-65
68492-09v	19-48
68492-09v	20-61
68492-10v	24-65
68492-11v	24-65
68492-13v	19-48
68492-13v	20-61
68492-14v	20-61
68492-14v	24-65
68492-16v	24-65
68494-00v	33-36
68494-00v	123-18
68495-00v	24-23
68499-04v	24-43
68499-05v	24-43
68500-00v	8-24
68500-02v	8-24
68500-03v	8-24
68500-04v	8-24
68500-05v	8-24
68500-06v	8-24
68500-07v	8-24
68500-08v	8-24
68500-09v	8-24

Part Number	Fig. and Index
68500-10v	8-24
68500-11v	8-24
68501-00v	8-25
68501-00v	13-1
68501-03v	8-27
68501-04v	8-28
68501-05v	13-6
68501-06v	13-12
68501-07v	13-2
68502-00v	13-7
68502-01v	13-13
68503-00v	13-11
68503-01v	13-17
68504-00v	13-18
68504-01v	13-18
68505-00v	13-3
68506-00v	13-5
68507-00v	13-22
68507-01v	13-22
68508-01v	13-19
68508-02v	13-19
68509-00v	13-35
68509-01v	13-35
68509-02v	13-35
68509-03v	13-35
68511-00v	13-37
68511-01v	13-37
68512-00v	13-38
68512-01v	13-38
68513-00v	13-39
68513-04v	13-39
68513-06v	13-39
68513-08v	13-39
68514-00v	13-42
68515-00v	13-43
68522-00v	13-40
68523-00v	13-41
68524-00v	13-47
68525-00v	13-64
68528-00v	13-27
68528-01v	13-27
68529-00v	13-49
68531-00v	13-77
68532-00v	25-14
68532-02v	25-14
68533-00v	13-30
68533-01v	13-30
68534-00v	13-26
68534-01v	13-26
68534-02v	13-26
68534-03v	13-26
68536-00v	13-52
68536-01v	13-52
68537-00v	13-34
68538-00v	13-31
68539-00v	13-20
68540-00v	13-21
68540-01v	13-21

PIPER PARTS CATALOG

Part Number	Fig. and Index
68542-00v	13-53
68543-00v	13-54
68545-00v	26-1
68545-02v	26-1
68546-00v	26-2
68546-02v	26-2
68547-02v	24-63
68547-03v	24-63
68547-04v	22-18
68547-04v	23-26
68547-05v	22-19
68550-00v	33-40
68551-00v	25-21
68555-02v	19-54
68555-02v	123-4
68555-05v	19-54
68555-05v	19A-59
68555-05v	20-82
68555-05v	124-3
68555-05v	124-6
68556-00v	24-41
68556-01v	24-41
68557-00v	96-37
68559-00v	96-31
68562-00v	13-46
68564-00v	13-47
68569-00v	13-24
68571-00v	13-44
68574-02v	24-44
68574-03v	24-44
68574-04v	24-44
68574-05v	24-44
68574-06v	24-44
68574-07v	24-44
68574-08v	24-44
68574-09v	24-44
68574-10v	24-44
68574-11v	24-44
68574-12v	24-44
68574-13v	24-44
68580-00v	24-30
68583-00v	24-31
68586-02v	25-1
68586-03v	25-1
68586-04v	25-1
68586-05v	25-1
68586-06v	25-1
68586-07v	25-1
68586-08v	25-1
68586-09v	25-1
68586-10v	25-1
68586-11v	25-1
68586-12v	25-1
68586-13v	25-1
68586-14v	25-1
68586-15v	25-1
68586-16v	25-1
68586-17v	25-1

Part Number	Fig. and Index
68586-18v	25-1
68586-19v	25-1
68586-20v	25-1
68586-21v	25-1
68587-02v	25-2
68587-03v	25-2
68587-04v	25-2
68587-05v	25-2
68587-06v	25-2
68587-07v	25-2
68587-08v	25-2
68587-09v	25-2
68587-10v	25-2
68587-11v	25-2
68587-12v	25-2
68587-13v	25-2
68587-14v	25-2
68587-15v	25-2
68587-16v	25-2
68587-17v	25-2
68587-18v	25-2
68587-19v	25-2
68587-20v	25-2
68587-21v	25-2
68588-02v	25-5
68588-03v	25-5
68588-04v	25-5
68588-05v	25-5
68588-06v	25-5
68588-07v	25-5
68588-08v	25-5
68588-09v	25-5
68590-02v	25-15
68590-03v	25-15
68590-04v	25-15
68590-05v	25-15
68590-06v	25-15
68590-07v	25-15
68590-08v	25-15
68590-09v	25-15
68590-10v	25-15
68590-11v	25-15
68592-02v	25-6
68592-03v	25-6
68592-04v	25-6
68592-05v	25-6
68592-06v	25-6
68592-07v	25-6
68592-08v	25-6
68592-09v	25-6
68592-10v	25-6
68592-11v	25-6
68593-02v	25-11
68593-03v	25-11
68593-04v	25-11
68593-05v	25-11
68593-06v	25-11
68593-07v	25-11

Part Number	Fig. and Index
68593-08v	25-11
68593-09v	25-11
68593-10v	25-11
68593-11v	25-11
68593-12v	25-11
68593-13v	25-11
68593-14v	25-11
68593-15v	25-11
68593-16v	25-11
68593-17v	25-11
68593-18v	25-11
68593-19v	25-11
68593-20v	25-11
68593-21v	25-11
68595-02v	25-8
68595-03v	25-8
68595-04v	25-8
68595-05v	25-8
68595-06v	25-8
68595-07v	25-8
68595-08v	25-8
68595-09v	25-8
68595-10v	25-8
68595-11v	25-8
68595-12v	25-8
68595-13v	25-8
68595-14v	25-8
68595-15v	25-8
68595-16v	25-8
68595-17v	25-8
68595-18v	25-8
68595-19v	25-8
68595-20v	25-8
68595-21v	25-8
68596-02v	25-10
68596-03v	25-10
68596-04v	25-10
68596-05v	25-10
68596-06v	25-10
68596-07v	25-10
68596-08v	25-10
68596-09v	25-10
68596-10v	25-10
68596-11v	25-10
68596-12v	25-10
68596-13v	25-10
68596-14v	25-10
68596-15v	25-10
68596-16v	25-10
68596-17v	25-10
68596-18v	25-10
68596-19v	25-10
68596-20v	25-10
68596-21v	25-10
68597-02v	25-12
68597-03v	25-12
68597-04v	25-12
68597-05v	25-12

Part Number	Fig. and Index
68597-06v	25-12
68597-07v	25-12
68597-08v	25-12
68597-09v	25-12
68597-10v	25-12
68597-11v	25-12
68597-12v	25-12
68597-13v	25-12
68597-14v	25-12
68597-15v	25-12
68597-16v	25-12
68597-17v	25-12
68597-18v	25-12
68597-19v	25-12
68597-20v	25-12
68597-21v	25-12
68598-02v	25-9
68598-03v	25-9
68598-04v	25-9
68598-05v	25-9
68598-06v	25-9
68598-07v	25-9
68598-08v	25-9
68598-09v	25-9
68599-02v	25-13
68599-03v	25-13
68599-04v	25-13
68599-05v	25-13
68599-06v	25-13
68599-07v	25-13
68599-08v	25-13
68599-09v	25-13
68599-10v	25-13
68599-11v	25-13
68600-02v	25-7
68680-03v	25-7
68680-04v	25-7
68600-05v	25-7
68600-06v	25-7
68600-07v	25-7
68600-08v	25-7
68600-09v	25-7
68600-10v	25-7
68600-11v	25-7
68600-12v	25-7
68600-13v	25-7
68600-14v	25-7
68600-15v	25-7
68600-16v	25-7
68600-17v	25-7
68600-18v	25-7
68600-19v	25-7
68600-20v	25-7
68600-21v	25-7
68601-00v	8-32
68601-00v	14-1
68601-05v	8-32
68601-05v	14-1

PIPER PARTS CATALOG

Part Number	Fig. and Index
68601-09v	8-32
68601-09v	14-1
68601-10v	8-32
68601-10v	14-1
68602-00v	8-35
68602-01v	8-35
68603-00v	14-5
68604-00v	14-6
68604-04v	14-6
68605-00v	14-7
68605-01v	14-7
68606-00v	14-8
68606-01v	14-8
68607-00v	14-10
68607-03v	14-10
68608-00v	14-42
68608-01v	14-42
68609-00v	14-13
68609-01v	14-13
68610-00v	24-18
68611-00v	25-26
68612-00v	14-15
68613-00v	25-27
68616-00v	14-19
68617-00v	14-22
68618-00v	14-23
68619-00v	14-24
68619-01v	14-24
68620-00v	14-25
68621-00v	14-26
68621-01v	14-26
68621-02v	14-26
68621-03v	14-26
68624-00v	14-27
68625-00v	14-45
68625-01v	14-45
68625-02v	14-45
68625-03v	14-45
68629-00v	14-39
68631-00v	14-29
68632-00v	14-30
68632-01v	14-30
68633-02v	24-35
68633-03v	24-35
68633-04v	24-35
68633-05v	24-35
68633-06v	24-35
68633-07v	24-35
68634-00v	14-9
68634-01v	14-9
68637-00v	14-31
68637-01v	14-31
68638-01v	14-32
68638-02v	14-32
68639-00v	14-33
68640-00v	14-34
68640-01v	14-34
68640-02v	14-34

Part Number	Fig. and Index
68640-03v	14-34
68641-00v	14-35
68641-01v	14-35
68642-00v	14-36
68642-01v	14-36
68643-00v	14-37
68643-01v	14-37
68644-00v	14-38
68645-00v	14-50
68646-00v	24-32
68646-02v	24-32
68647-00v	14-41
68647-01v	14-41
68649-00v	14-11
68649-03v	14-11
68651-00v	14-43
68651-01v	14-43
68652-00v	14-44
68653-00v	14-17
68653-01v	14-17
68654-00v	14-46
68654-01v	14-46
68655-00v	14-12
68655-02v	14-12
68656-00v	14-40
68657-00v	14-5
68660-02v	25-25
68660-03v	25-25
68660-04v	25-25
68660-05v	25-25
68660-06v	25-25
68660-07v	25-25
68660-08v	25-25
68660-09v	25-25
68660-10v	25-25
68660-11v	25-25
68661-00v	25-23
68662-00v	24-33
68662-03v	24-33
68663-10v	25-24
68663-11v	25-24
68664-02v	25-24
68664-03v	25-24
68664-04v	25-24
68664-05v	25-24
68664-06v	25-24
68664-07v	25-24
68664-08v	25-24
68664-09v	25-24
68667-00v	25-22
68671-00v	24-42
68674-00v	113-9
68674-00v	118-33
68676-00v	113-10
68676-00v	118-34
68677-00v	14-18
68678-00v	14-49
68680-00v	15-14

Part Number	Fig. and Index
68687-03v	24-7
68687-04v	24-7
68687-06v	24-8
68687-07v	24-8
68688-00v	16-41
68688-01v	16-41
68688-02v	16-41
68688-03v	16-41
68688-04v	16-41
68688-04v	17-16
68688-04v	18-19
68688-05v	16-41
68688-05v	17-16
68688-05v	18-19
68689-00v	16-38
68689-02v	16-38
68690-00v	16-39
68690-02v	16-39
68690-03v	16-39
68691-00v	16-39
68691-02v	16-39
68691-06v	16-39
68692-00v	16-40
68692-02v	16-40
68698-00v	98-12
68699-00v	9-78
68699-00v	10-53
68699-08v	77-12
68699-08v	80-14
68699-08v	83-14
68699-09v	77-13
68699-14v	77-12
68699-14v	78-14
68699-14v	80-14
68699-14v	81-16
68699-14v	83-14
68706-00v	76-5
68708-00v	24-81
68708-01v	24-81
68710-00v	48-14
68710-00v	66-1
68710-00v	67-1
68710-00v	67A-1
68717-00v	69-4
68718-00v	69-5
68724-00v	69-6
68731-00v	16-38
68731-02v	16-38
68732-00v	16-42
68732-02v	16-42
68733-02v	24-44
68733-03v	24-44
68733-04v	24-44
68735-00v	66-16
68736-02v	24-98
68736-03v	24-98
68736-04v	24-98
68739-00v	94-4

Part Number	Fig. and Index
68740-00v	76-34
68746-00v	72-1
68748-00v	72-6
68750-00v	72-8
68752-00v	72-10
68754-00v	72-7
68756-00v	72-9
68757-00v	72-11
68759-00v	72-2
68761-00v	86-25
68762-00v	86-22
68763-00v	89-41
68763-00v	90-23
68764-00v	86-16
68764-00v	88-49
68765-00v	86-17
68765-00v	88-45
68765-02v	86-17
68765-02v	88-45
68766-00v	86-18
68768-00v	86-17
68769-00v	86-16
68770-00v	85-23
68770-02v	76-9
68770-02v	79-28
68770-03v	66-27
68770-03v	67-38
68770-04v	87-24
68770-04v	98-24
68770-04v	99-24
68770-05v	98-23
68770-06v	66-26
68770-06v	77-34
68770-06v	78-34
68770-06v	79-27
68770-06v	80-42
68770-06v	81-58
68770-06v	82-29
68770-06v	83-31
68770-07v	79-21
68770-07v	82-27
68770-12v	78-35
68770-12v	80-43
68770-12v	81-60
68770-12v	83-32
68770-14v	38-51
68770-14v	39-15
68770-14v	77-35
68770-17v	85-24
68770-18v	66-26
68770-18v	76-8
68770-18v	79-22
68771-00v	85-23
68771-02v	76-13
68771-02v	79-26
68771-03v	66-22
68771-03v	67-29
68771-04v	87-25

PIPER PARTS CATALOG

Part Number	Fig. and Index
68771-04v	98-26
68771-04v	99-25
68771-05v	98-25
68771-06v	66-24
68771-06v	76-11
68771-06v	79-25
68771-08v	66-24
68771-08v	77-32
68771-08v	78-32
68771-08v	80-40
68771-08v	81-59
68771-08v	83-34
68771-10v	78-33
68771-10v	80-41
68771-10v	81-57
68771-10v	83-33
68773-00v	85-17
68773-00v	87-9
68774-00v	85-18
68777-00v	66-17
68777-00v	67-26
68778-00v	66-28
68778-00v	67-30
68778-00v	67A-30
68778-00v	68-63
68780-04v	75-1
68780-05v	74-1
68780-06v	74-1
68781-00v	74-16
68781-02v	74-16
68786-00v	74-25
68787-00v	74-7
68789-00v	86-18
68793-00v	70-1
68796-00v	70-3
68798-00v	70-4
68798-03v	70-4
68799-00v	70-2
68799-02v	70-2
68802-00v	102-1
68803-00v	21-26
68803-00v	124-7
68803-03v	123-5
68804-03v	98-1
68804-03v	99-1
68807-04v	102-29
68807-05v	98-52
68807-18v	98-53
68808-00v	100-10
68809-00v	33-10
68812-03v	101-49
68812-04	101-7
68817-35v	5-56
68819-02v	74-16
68819-03v	74-16
68821-00v	114-9
68821-00v	123-32
68822-00v	33-49

Part Number	Fig. and Index
68822-00v	116-27
68822-00v	117-15
68822-00v	118-38
68823-00v	33-49
68824-00v	114-11
68825-00v	114-10
68825-00v	123-33
68828-00v	96-2g
68829-00v	96-2h
68830-00v	73-12
68831-00v	73-11
68832-00v	73-10
68833-00v	73-9
68833-05v	73-9
68834-00v	73-8
68835-00v	73-7
68836-00v	100-14
68838-00v	33-37
68841-00v	118-36
68851-00v	33-43
68851-00v	33-44
68852-00v	33-43
68853-00v	33-43
68863-00v	9-83
68867-00v	33-43
68870-02v	118-22
68876-00v	111-18
68876-00v	112-1
68902-00v	38-3
68903-00v	38-1
68904-00v	38-27
68904-00v	39-72
68905-00v	38-2
68906-00v	38-6
68906-09v	38-6
68907-00v	38-4
68908-00v	38-7
68908-00v	39-3
68909-00v	38-5
68910-00v	38-17
68911-00v	81-44
68913-00v	111-14
68913-02v	111-14
68916-00v	38-38
68917-00v	38-39
68918-00v	38-42
68918-00v	39-33
68919-00v	38-37
68919-00v	39-31
68920-00v	38-43
68921-00v	13-45
68922-00v	38-36
68923-00v	38-31
68923-00v	39-46
68923-01v	38-31
68923-01v	39-46
68923-02v	38-32
68923-02v	39-47

Part Number	Fig. and Index
68923-03v	38-32
68923-03v	39-47
68923-04v	38-33
68923-04v	39-48
68923-05v	38-33
68923-05v	39-48
68923-06v	38-34
68923-06v	39-49
68923-07v	38-34
68923-07v	39-49
68924-00v	38-79
68924-01v	38-79
68926-00v	112-2
68927-00v	38-78
68927-01v	38-78
68928-00v	38-64
68928-00v	39-58
68929-00v	38-65
68929-00v	39-60
68933-00v	38-63
68933-00v	39-57
68941-00v	111-18
68941-00v	112-1
68950-00v	8-25
68950-00v	13-1
68950-03v	8-25
68950-03v	13-1
68950-04v	8-25
68950-04v	13-1
68953-00v	22-2
68963-00v	22-8
68963-00v	23-7
68964-00v	22-12
68964-00v	23-11
68966-00v	12-19
68967-00v	12-25
68969-03v	24-55
68969-05v	24-55
68970-00v	12-37
68971-00v	12-30
68972-00v	14-47
68974-00v	12-26
68975-00v	14-48
68976-00v	22-3
68976-00v	23-2
68978-00v	22-6
68978-00v	23-5
68980-00v	22-5
68980-00v	23-4
68981-00v	22-7
68981-00v	23-6
68984-00v	12-2
68985-00v	12-36
68986-02v	12-31
68986-03v	12-31
68991-00v	15-31
68993-00v	24-87
68998-00v	22-15

Part Number	Fig. and Index
68998-03v	22-15
68999-04v	22-1
68999-05v	22-26
68999-07v	22-1
68999-08v	22-26
68999-08v	23-32
68999-09v	22-1
68999-11v	22-1
68999-12v	22-1
68999-13v	22-1
69001-00v	79-9
69004-00v	67-27
69004-00v	67A-27
69006-00v	33-33
69006-02v	33-33
69007-00v	33-36
69007-00v	123-18
69011-00v	65-82
69011-00v	77-25
69011-00v	78-25
69011-00v	79-17
69011-00v	80-29
69011-00v	81-45
69011-02v	79-18
69012-00v	65-84
69012-00v	77-26
69012-00v	78-26
69012-00v	79-16
69012-00v	79-19
69012-00v	80-30
69012-00v	81-46
69013-00v	87-7
69013-03v	87-7
69015-02v	67-25
69015-02v	67A-25
69015-02v	68-32
69015-03v	79-7
69015-04v	67-25
69015-04v	67A-25
69015-04v	68-32
69015-04v	68-71
69015-04v	87-5
69015-04v	87-5a
69015-08v	80-34
69015-08v	81-35
69015-41v	89-36
69015-42v	89-39
69016-00v	118-42
69017-02v	67-59
69018-00v	67-37
69019-02v	67-41
69019-03v	67-42
69021-00v	87-20
69022-00v	38-2
69023-00v	38-5
69024-00v	67-28
69024-00v	67A-28
69029-00v	8-25

PIPER PARTS CATALOG

Part Number	Fig. and Index
69029-00v	13-1
69029-03v	8-25
69029-03v	13-1
69029-04v	8-25
69029-04v	13-1
69032-00v	88-59
69032-00v	89-19
69033-00v	87-12
69036-00v	87-6
69037-00v	86-18
69038-00v	86-16
69038-00v	88-47
69039-00v	86-17
69039-00v	88-43
69041-05v	37-1
69042-00v	37-25
69042-02v	37-25
69043-00v	118-37
69044-00v	87-8
69049-00v	88-50
69050-04v	98-10
69050-04v	99-15
69051-00v	33-10
69053-00v	33-50
69057-02v	22-17
69057-03v	22-17
69057-04v	22-17
69057-05v	22-17
69062-00v	13-33
69066-00v	32-2a
69067-00v	32-4a
69067-09v	32-4a
69067-10v	32-4a
69068-02v	32-1
69068-03v	32-4
69068-04v	32-2
69068-06v	32-1
69068-07v	32-2
69068-08v	32-1
69068-09v	32-2
69068-10v	32-4
69068-11v	32-1
69068-12v	32-2
69068-13v	32-4
69068-16v	32-4
69068-17v	32-2
69068-18v	32-1
69069-00v	118-43
69071-00v	118-44
69074-00v	67-66
69077-00v	96-9
69080-00v	33-51
69084-00v	33-39
69084-00v	123-19
69085-00v	29-1
69085-01v	29-1
69085-02v	29-16
69085-03v	29-2

Part Number	Fig. and Index
69085-04v	29-2
69086-00v	24-95
69086-00v	123-12
69086-00v	124-15
69087-00v	57-16
69087-01v	57-16
69088-00v	86-45
69088-00v	88-13
69088-05v	86-45
69088-05v	88-13
69088-05v	89-12
69090-02v	24-93
69090-03v	24-93
69090-04v	24-93
69090-05v	24-93
69091-02v	24-94
69091-03v	24-94
69091-04v	24-94
69091-09v	24-94
69092-00v	86-35
69092-00v	88-1
69092-02v	86-35
69092-02v	88-1
69092-02v	89-1
69093-00v	86-48
69093-00v	88-12
69093-02v	86-48
69093-02v	88-12
69093-02v	89-11
69094-03v	86-44
69094-03v	88-10
69094-04v	86-44
69094-04v	88-10
69094-04v	89-9
69095-00v	86-47
69095-00v	88-11
69097-00v	24-89
69097-00v	123-10
69098-00v	39-51
69099-00v	24-6
69101-00v	8-1
69101-02v	8-1
69101-03v	8-1
69101-04v	8-1
69101-05v	8-1
69101-06v	8-1
69101-08v	8-1
69101-09v	8-1
69101-10v	8-1
69101-11v	8-1
69101-12v	8-1
69101-13v	8-1
69101-14v	8-1
69101-15v	8-1
69101-18v	8-1
69101-19v	8-1
69102-00v	8-3
69102-02v	8-3

Part Number	Fig. and Index
69103-00v	8-4
69103-02v	8-4
69103-03v	8-4
69103-04v	8-4
69103-05v	8-4
69103-06v	8-4
69103-07v	8-4
69103-08v	8-4
69103-09v	8-4
69103-10v	8-4
69103-11v	8-4
69103-12v	8-4
69103-13v	8-4
69103-14v	8-4
69103-17v	8-4
69103-18v	8-4
69104-00v	8-22
69104-00v	12-1
69104-02v	8-22
69104-02v	12-1
69104-03v	8-22
69104-03v	12-1
69104-05v	8-22
69104-05v	12-1
69105-02v	12-6
69105-03v	12-7
69106-00v	15-14
69107-00v	14-29
69112-00v	22-4
69112-00v	23-3
69116-00v	9-60
69116-00v	57-6
69117-00v	57-5
69118-00v	9-68
69119-00v	74-31
69121-00v	117-16
69126-00v	57-4
69127-00v	94-51
69129-00v	9-66
69130-00v	74-16
69130-02v	74-16
69131-00v	9-70
69132-00v	9-69
69134-00v	57-2
69137-00v	9-71
69139-00v	9-64
69142-00v	117-21
69143-00v	57-3
69146-00v	33-36
69146-00v	123-18
69147-00v	123-7
69148-00v	123-6
69149-00v	33-36
69149-00v	123-18
69150-00v	57-9
69152-00v	9-63
69156-00v	33-39
69156-00v	34-36

Part Number	Fig. and Index
69156-00v	123-19
69156-00v	124-25
69159-00v	74-13
69159-02v	74-13
69161-00v	118-61
69161-00v	119-36
69162-00v	118-62
69162-00v	119-37
69163-00v	118-63
69163-00v	119-33
69164-03v	33-35
69164-03v	123-17
69166-00v	86-21
69166-00v	88-42
69166-01v	86-21
69166-01v	88-44
69169-00v	33-52
69174-00v	69-6
69175-00v	69-4
69180-00v	33-56
69180-00v	123-20
69181-00v	86-46
69181-00v	88-14
69181-00v	89-13
69184-00v	86-19
69184-00v	88-41
69188-03v	24-37
69189-00v	24-87
69192-00v	24-85
69192-00v	123-9
69192-00v	124-12
69195-02v	57-21
69195-03v	57-22
69196-00v	57-24
69196-01v	57-24
69198-00v	87-41
69198-00v	87-41a
69198-02v	87-41a
69201-00v	87-40
69206-00v	38-71
69207-00v	38-68
69209-00v	19-70
69209-00v	20-76
69210-00v	4-35
69211-00v	3-19
69212-00v	3-18
69213-00v	3-21
69217-00v	57-25
69219-00v	16-6
69219-00v	17-36
69219-00v	18-50
69220-02v	16-2
69220-02v	17-17
69220-03v	16-2
69220-03v	17-17
69220-04v	16-3
69220-04v	17-18
69220-04v	18-46

PIPER PARTS CATALOG

Part Number	Fig. and Index
69220-05v	16-3
69220-05v	17-18
69220-05v	18-46
69220-08v	16-1
69220-08v	17-1
69220-09v	16-1
69220-09v	17-1
69220-18v	18-45
69220-19v	18-45
69220-22v	18-1
69220-23v	18-1
69220-24v	18-1
69220-25v	18-1
69224-00v	19-18
69224-00v	20-5
69231-00v	67-55
69231-00v	67A-54
69231-00v	68-47
69232-00v	67-58
69232-00v	67A-9
69232-00v	68-30
69240-00v	57-27
69240-02v	57-28
69284-00v	57-26
69285-00v	38-43
69285-00v	39-54
69290-00v	72-5
69292-02v	93-6
69296-00v	41-3
69303-00v	34-64
69306-00v	9-4
69306-02v	9-4
69306-03v	9-4
69306-04v	9-4
69306-05v	9-4
69308-00v	80-56
69308-00v	81-39
69309-00v	8-12
69309-02v	8-12
69310-00v	8-5
69310-00v	9-1
69310-02v	8-7
69310-03v	8-7
69310-04v	8-5
69310-04v	9-1
69310-05v	8-5
69310-05v	9-1
69310-06v	8-5
69310-06v	9-1
69310-07v	8-5
69310-07v	9-1
69310-08v	8-5
69310-08v	9-1
69310-09v	8-7
69310-10v	8-5
69310-10v	9-1
69310-11v	8-5
69310-11v	9-1

Part Number	Fig. and Index
69310-12v	8-7
69310-13v	8-5
69310-13v	9-1
69310-14v	8-5
69310-14v	9-1
69310-21v	8-5
69310-21v	9-1
69310-22v	8-5
69310-22v	9-1
69315-00v	34-66
69319-00v	77-10
69319-00v	78-12
69319-00v	80-12
69319-00v	81-15
69319-00v	83-12
69320-00v	78-1
69320-00v	80-1
69320-00v	83-1
69320-01v	77-1
69320-02v	78-1
69320-02v	80-1
69324-00v	77-19
69324-00v	80-20
69324-02v	77-19
69324-02v	78-38
69324-02v	80-20
69325-123v	99-70
69325-124v	99-71
69325-129v	102-30
69325-130v	102-29
69327-00v	19-1
69327-02v	19-1
69327-03v	19-1
69327-04v	19-1
69328-00v	34-32
69329-00v	34-33
69330-00v	34-34
69330-02v	34-34
69330-03v	34-34
69335-00v	34-35
69336-02v	34-59
69337-00v	34-39
69338-02v	34-40
69339-00v	34-43
69341-00v	24-97b
69341-00v	124-81
69344-04v	24-97
69344-05v	24-97
69344-07v	24-97
69344-08v	24-97
69344-09v	24-97
69344-10v	24-97
69344-11v	24-97
69344-13v	24-97
69344-14v	24-97
69344-15v	24-97
69344-17v	24-97
69344-22v	24-97

Part Number	Fig. and Index
69344-24v	24-97
69344-28v	24-97
69345-00v	24-97b
69345-00v	124-81
69346-00v	101-6
69347-00v	10-49
69347-03v	10-49
69349-00v	95-2
69351-00v	101-5
69353-00v	34-36
69353-00v	34-75
69353-00v	124-25
69354-00v	34-37
69354-00v	34-76
69354-00v	123-26
69354-00v	124-26
69357-07v	34-45
69357-08v	34-45
69357-09v	34-45
69357-10v	34-45
69357-11v	34-45
69357-14v	34-45
69357-15v	34-45
69357-17v	34-45
69358-07v	34-47
69358-08v	34-47
69358-09v	34-47
69358-10v	34-47
69358-11v	34-47
69358-12v	34-47
69358-13v	34-47
69358-14v	34-47
69358-15v	34-47
69358-16v	34-47
69358-19v	34-47
69358-20v	34-47
69358-21v	34-47
69358-22v	34-47
69358-24v	34-47
69358-25v	34-47
69359-07v	24-99
69359-08v	24-99
69359-09v	24-99
69359-10v	24-99
69359-11v	24-99
69359-14v	24-99
69359-15v	24-99
69359-16v	24-99
69359-17v	24-99
69362-00v	34-48
69362-00v	124-34
69363-00v	24-84
69363-00v	24-96
69363-00v	124-11
69364-00v	34-41
69364-00v	124-28
69365-00v	34-42
69365-00v	124-29

Part Number	Fig. and Index
69368-00v	24-6
69373-02v	20-1
69373-10v	20-1
69379-02v	34-40
69397-00v	34-45
69397-02v	34-45
69397-03v	34-45
69397-04v	34-45
69397-05v	34-45
69397-08v	34-45
69397-09v	34-45
69397-10v	34-45
69398-00v	34-35
69403-02v	24-55
69403-03v	24-56
69408-00v	29-1
69408-01v	29-1
69408-02v	29-16
69408-03v	29-2
69408-04v	29-2
69408-05v	29-1
69408-06v	29-1
69408-07v	29-16
69408-08v	29-2
69408-09v	29-2
69410-02v	29-17
69410-03v	29-23
69410-04v	29-22
69410-04v	29-28
69410-05v	29-18
69410-06v	29-24
69410-07v	29-17
69410-08v	29-23
69410-09v	29-22
69410-09v	29-28
69410-10v	29-18
69410-11v	29-24
69412-02v	24-57
69412-03v	24-57
69412-04v	24-57
69412-05v	24-57
69412-06v	24-57
69413-02v	24-58
69413-03v	24-58
69413-04v	24-58
69413-05v	24-58
69413-06v	24-58
69414-02v	20-59
69414-03v	20-59
69414-04v	20-59
69414-05v	20-59
69414-06v	20-59
69414-07v	20-59
69414-08v	20-59
69414-09v	20-59
69414-10v	20-59
69414-11v	20-59
69414-12v	20-59

PIPER PARTS CATALOG

Part Number	Fig. and Index
69415-02v	24-59
69415-03v	24-59
69415-04v	24-59
69415-05v	24-59
69415-06v	24-59
69416-02v	24-60
69416-03v	24-60
69416-04v	24-60
69416-05v	24-60
69416-06v	24-60
69417-02v	19-46
69417-03v	19-46
69417-04v	19-46
69417-05v	19-46
69417-06v	19-46
69418-02v	24-61
69418-03v	24-61
69418-04v	24-61
69418-05v	24-61
69418-06v	24-61
69419-02v	24-62
69419-03v	24-62
69419-04v	24-62
69419-05v	24-62
69419-06v	24-62
69420-02v	22-17
69420-03v	22-17
69420-04v	22-17
69420-05v	22-17
69420-06v	22-17
69421-06v	25-3
69421-07v	25-4
69427-02v	124-73
69427-03v	124-73
69427-04v	124-73
69427-05v	124-73
69428-00v	24-31
69428-05v	24-31
69429-00v	24-30
69430-05v	11-68
69430-05v	11-69
69430-06v	12-35
69430-07v	12-34
69432-02v	29-43
69432-03v	29-43
69432-04v	29-43
69432-05v	29-43
69432-06v	29-43
69434-00v	80-57
69434-00v	81-42
69436-00v	8-3
69436-02v	8-3
69436-03v	8-3
69436-04v	8-3
69436-05v	8-3
69436-06v	8-3
69436-07v	8-3
69436-08v	8-3

Part Number	Fig. and Index
69437-00v	8-3
69437-02v	8-3
69437-03v	8-3
69437-04v	8-3
69437-05v	8-3
69437-06v	8-3
69437-07v	8-3
69437-08v	8-3
69437-09v	8-3
69437-10v	8-3
69437-11v	8-3
69440-02v	29-43
69440-03v	29-43
69440-04v	29-43
69440-05v	29-43
69440-06v	29-43
69440-07v	29-43
69440-08v	29-43
69440-09v	29-43
69440-10v	29-43
69440-11v	29-43
69440-12v	29-43
69440-13v	29-43
69440-14v	29-43
69440-15v	29-43
69441-02v	24-94
69441-03v	24-94
69441-04v	24-94
69441-05v	24-94
69441-06v	24-94
69441-07v	24-94
69441-16v	24-94
69441-17v	24-94
69441-18v	24-94
69441-19v	24-94
69441-20v	24-94
69441-22v	24-94
69442-02v	24-93
69442-03v	24-93
69442-04v	24-93
69442-05v	24-93
69442-06v	24-93
69442-07v	24-93
69442-09v	24-93
69445-00v	26-7
69445-00v	41-5
69446-00v	26-7
69446-00v	41-5
69449-00v	26-6
69449-00v	41-4
69452-00v	79-11
69452-00v	80-28
69453-00v	16-24
69458-00v	67-60
69459-00v	67-14
69461-00v	77-24
69461-00v	78-39
69464-00v	87-45

Part Number	Fig. and Index
69466-00v	9-2
69466-02v	9-2
69466-03v	9-2
69466-04v	9-2
69466-05v	9-2
69467-00v	9-3
69467-02v	9-3
69467-03v	9-3
69472-00v	34-58
69473-00v	85-49
69473-00v	87-44
69474-00v	20-2
69475-00v	10-50
69481-00v	11-21
69481-02v	11-21
69481-03v	11-21
69483-00v	11-23
69483-01v	10-23
69484-00v	34-41
69484-00v	124-28
69485-00v	78-7
69485-00v	80-7
69485-00v	81-4
69485-00v	83-7
69489-00v	86-47
69489-00v	88-11
69489-00v	89-10
69489-02v	89-10
69491-00v	9-19
69491-00v	10-27
69492-00v	10-29
69494-00v	21-1
69495-00v	21-17
69501-00v	29-6
69501-01v	29-6
69501-02v	29-6
69501-03v	29-6
69504-00v	85-31
69506-00v	101-1
69509-00v	117-20
69509-00v	124-62
69518-00v	34-54
69518-00v	34-57
69518-04v	34-54
69518-04v	34-57
69518-06v	34-54
69518-06v	34-57
69530-00v	76-3
69530-02v	79-5
69533-00v	29-2a
69533-01v	29-2a
69535-00v	49-11
69537-00v	49-8
69538-00v	49-9
69540-02v	48-38
69540-02v	49-1
69540-03v	49-28
69543-00v	34-60

Part Number	Fig. and Index
69544-00v	34-50
69544-00v	34-80
69544-00v	124-36
69545-00v	34-49
69545-00v	34-81
69545-00v	124-35
69546-00v	78-45
69546-00v	79-12
69546-00v	80-26
69546-00v	81-40
69546-00v	82-11
69546-00v	83-22
69547-00v	37-6
69548-00v	37-51
69553-00v	8-1
69553-02v	8-1
69553-03v	8-1
69553-04v	8-1
69554-00v	2-2
69554-00v	3-1
69554-01v	2-2
69554-01v	3-1
69555-02v	2-1
69555-03v	2-1
69556-00v	38-6
69556-04v	38-6
69556-06v	39-67
69557-02v	24-57
69557-03v	24-57
69557-04v	24-57
69557-05v	24-57
69557-06v	24-57
69557-07v	24-57
69558-02v	24-58
69558-03v	24-58
69558-04v	24-58
69558-05v	24-58
69558-06v	24-58
69558-07v	24-58
69559-02v	24-59
69559-03v	24-59
69559-04v	24-59
69559-05v	24-59
69559-06v	24-59
69559-07v	24-59
69560-02v	24-61
69560-03v	24-61
69560-04v	24-61
69560-05v	24-61
69560-06v	24-61
69560-07v	24-61
69561-02v	24-62
69561-03v	24-62
69561-04v	24-62
69561-05v	24-62
69561-06v	24-62
69561-07v	24-62
69562-02v	25-5

PIPER PARTS CATALOG

Part Number	Fig. and Index
69562-03v	25-5
69563-02v	25-9
69563-03v	25-9
69564-02v	22-17
69564-03v	22-17
69564-04v	22-17
69564-05v	22-17
69564-06v	22-17
69564-07v	22-17
69568-02v	30-1
69568-03v	30-1
69568-06v	30-3
69568-07v	30-3
69569-00v	34-67
69570-00v	34-68
69571-02v	34-51
69571-03v	34-51
69571-04v	34-51
69571-05v	34-51
69571-06v	34-51
69571-07v	34-51
69576-00v	124-69
69582-02v	24-60
69582-03v	24-60
69582-04v	24-60
69582-05v	24-60
69582-06v	24-60
69582-07v	24-60
69583-02v	19-46
69583-03v	19-46
69583-04v	19-46
69583-05v	19-46
69583-06v	19-46
69583-07v	19-46
69588-00v	24-100
69588-00v	124-13
69592-02v	25-14
69592-03v	25-14
69596-02v	24-4
69596-03v	24-4
69596-05v	24-4
69596-06v	24-4
69596-12v	24-4
69596-14v	24-4
69598-02v	29-43
69598-03v	29-43
69598-04v	29-43
69598-05v	29-43
69598-06v	29-43
69598-07v	29-43
69605-00v	43-17
69615-00v	34-43
69615-03v	34-43
69616-00v	34-44a
69616-00v	124-32
69618-00v	43-18
69619-00v	43-21
69619-02v	43-21

Part Number	Fig. and Index
69619-03v	43-21
69624-02v	45-11a
69627-08v	34-47
69627-09v	34-47
69627-10v	34-47
69627-11v	34-47
69627-12v	34-47
69627-13v	34-47
69627-14v	34-47
69627-15v	34-47
69627-16v	34-47
69627-17v	34-47
69627-18v	34-47
69627-19v	34-47
69631-00v	124-73
69631-02v	124-73
69636-02v	25-28
69636-03v	25-28
69636-04v	25-28
69636-05v	25-28
69636-06v	25-28
69637-00v	34-41
69637-00v	124-28
69638-00v	34-41
69638-00v	124-28
69639-00v	34-42
69639-00v	124-29
69639-02v	34-42
69639-02v	124-29
69642-00v	17-23
69642-00v	18-28
69643-00v	17-27
69643-00v	18-32
69644-00v	17-31
69644-00v	18-36
69645-00v	17-20
69648-00v	109-9
69649-00v	34-41
69649-00v	124-28
69652-04v	24-93
69652-10v	24-93
69652-11v	24-93
69652-12v	24-93
69653-00v	24-107
69653-00v	124-15
69654-02v	24-94
69654-03v	24-94
69654-04v	24-94
69654-05v	24-94
69654-06v	24-94
69654-07v	24-94
69654-08v	24-94
69654-09v	24-94
69654-19v	24-94
69658-00v	34-35
69659-00v	34-39
69661-00v	34-35
69664-00v	34-36

Part Number	Fig. and Index
69664-00v	34-75
69664-00v	124-25
69665-00v	34-37
69665-00v	34-76
69665-00v	124-26
69669-13v	29-16f
69669-13v	31-3a
69669-13v	123-22
69669-14v	29-16f
69669-14v	31-3b
69669-14v	123-22
69669-15v	110-12
69669-15v	123-30
69669-15v	124-58
69669-21v	34-79
69669-21v	124-34
69669-25v	34-44b
69669-25v	124-33
69669-35v	55-51
69669-35v	124-46
69669-37v	34-75
69669-37v	124-25
69669-39v	34-38
69669-39v	124-27
69669-40v	119-41
69669-40v	119A-35
69669-40v	124-63
69669-44v	24-97c
69669-44v	124-81
69669-52v	34-77
69669-52v	124-38
69669-66v	110-1a
69669-66v	110A-8
69669-66v	123-30
69669-66v	124-58
69669-71v	34-74
69669-71v	124-37
69669-72v	34-76
69669-72v	123-26
69669-73v	34-76
69669-73v	124-26
69669-82v	91-24
69669-82v	124-49
69669-83v	34-75
69669-83v	124-25
69669-84v	24-108
69669-84v	124-16
69669-85v	24-110
69669-85v	124-18
69669-86v	24-100
69669-86v	124-13
69669-87v	24-107
69669-87v	124-15
69669-88v	55-51
69669-88v	124-46
69669-89v	51-50
69669-89v	124-43
69669-91v	34-74

Part Number	Fig. and Index
69669-91v	124-37
69669-93v	101-47
69669-93v	124-56
69669-95v	120-9
69669-95v	124-66
69669-96v	120-10
69669-96v	124-67
69669-97v	120-8
69669-97v	124-65
69669-107v	110-15
69669-107v	124-58
69669-110v	29-60
69669-110v	123-14
69669-110v	124-21
69669-114v	120-11
69669-114v	124-77
69669-117v	19A-55
69669-117v	124-4
69669-118v	19A-56
69669-118v	124-5
69669-125v	34-42
69669-125v	124-29
69669-126v	34-42
69669-126v	124-29
69669-133v	34-74
69669-133v	124-37
69669-136v	34-75
69669-136v	124-25
69669-137v	34-75
69669-137v	124-25
69669-141v	18-60
69669-141v	124-2
69669-146v	24-100
69669-146v	124-13
69669-146v	124-13
69669-148v	24-34
69669-148v	124-9
69669-172v	34-77
69669-172v	124-38
69669-173v	104-3
69669-173v	105-3
69669-173v	123-29
69669-173v	124-57
69669-175v	34-78
69669-175v	124-39
69669-181v	34-83
69669-181v	124-40
69669-184v	24-115
69669-184v	124-20
69670-00v	103-1
69670-03v	103-1
69670-04v	103-1
69673-02v	24-94
69673-03v	24-94
69673-04v	24-94
69673-05v	24-94
69675-00v	69-3
69676-00v	34-70

PIPER PARTS CATALOG

Part Number	Fig. and Index
69677-00v	69-11
69678-00v	34-44a
69678-00v	124-32
69678-02v	34-44a
69678-02v	124-32
69683-00v	124-69
69691-00v	8-16
69692-00v	8-18
69694-00v	8-16
69695-00v	8-18
69696-00v	8-41
69697-00v	11-4
69698-00v	11-3
69698-01v	11-3
69700-00v	18-26
69701-00v	18-27
69701-01v	18-31
69702-00v	8-3
69702-02v	8-3
69702-05v	8-3
69702-06v	8-3
69703-00v	8-14
69703-00v	11-1
69704-00v	18-11
69704-02v	18-11
69704-03v	18-11
69704-04v	18-11
69705-00v	18-12
69705-02v	18-12
69705-03v	18-12
69705-04v	18-12
69706-00v	23-21
69706-02v	23-21
69706-03v	23-21
69706-04v	23-21
69707-00v	18-14
69707-02v	18-14
69707-03v	18-14
69707-04v	18-14
69708-00v	18-29
69709-00v	18-24
69710-00v	18-33
69712-00v	18-3
69712-02v	18-3
69712-03v	18-3
69712-04v	18-3
69713-00v	18-2
69713-02v	18-2
69713-03v	18-2
69713-04v	18-2
69714-00v	18-40
69714-01v	23-17
69715-00v	18-42
69716-00v	18-41
69717-00v	18-39
69718-00v	12-29
69719-00v	12-28
69720-00v	12-27

Part Number	Fig. and Index
69721-00v	23-20
69722-00v	23-14
69723-00v	23-15
69724-00v	23-16
69725-00v	23-18
69726-00v	23-19
69735-04v	86-4
69735-05v	89-14
69736-02v	2-17
69738-00v	11-42
69739-00v	11-2
69740-00v	11-43
69740-02v	11-43
69742-00v	11-41
69746-00v	43-17
69746-02v	27-2
69746-12v	27-2
69746-13v	43-17
69746-15v	43-17
69748-00v	11-65
69748-00v	27-9
69749-00v	27-3
69749-04v	27-3
69749-08v	27-3
69750-00v	43-18
69751-00v	27-5
69751-06v	27-5
69768-00v	48-48
69770-05v	48-38
69770-05v	49-1
69770-06v	49-28
69776-00v	13-71
69776-01v	13-71
69777-00v	34-43
69780-08v	34-47
69780-09v	34-47
69780-10v	34-47
69780-11v	34-47
69780-12v	34-47
69780-13v	34-47
69780-14v	34-47
69780-15v	34-47
69780-16v	34-47
69780-17v	34-47
69780-18v	34-47
69780-19v	34-47
69785-00v	91-13
69785-01v	90-14
69790-00v	74-19a
69790-00v	75-19
69791-00v	74-19
69791-00v	75-18
69798-00v	9-4
69798-00v	10-31
69809-00v	74-8
69809-00v	75-8
69809-01v	74-8
69809-01v	75-8

Part Number	Fig. and Index
69813-00v	27-1
69816-02v	34-35
69816-07v	34-35
69817-00v	34-45
69817-03v	34-45
69831-00v	34-43
69831-02v	34-43
69831-05v	34-43
69831-07v	34-43
69831-09v	34-43
69844-00v	9-37
69844-01v	9-37
69851-00v	94-28
69853-00v	21-1
69856-00v	124-69
69857-00v	124-69
69858-02v	23-1
69859-03v	23-23
69859-07v	23-23
69874-05v	121-10
69881-02v	8-48
69881-03v	8-49
69885-00v	28-32
69885-02v	28-33
69885-02v	28-39
69885-03v	28-34
69885-03v	28-40
69885-12v	28-38
69888-00v	11-24
69890-00v	8-1
69890-02v	8-1
69890-03v	8-1
69890-04v	8-1
69890-05v	8-1
69890-05v	8-1
69890-903v	8-3
69890-905v	8-24
69890-906v	8-25
69890-906v	13-1
69890-907v	8-32
69890-907v	14-1
69890-908v	8-4
69890-909v	8-5
69890-909v	9-1
69890-910v	8-14
69890-910v	11-1
69890-911v	8-22
69890-911v	12-1
69890-913v	8-3
69890-915v	8-24
69890-916v	8-25
69890-916v	13-1
69890-918v	8-4
69890-919v	8-5
69890-919v	9-1
69890-923v	8-3
69890-925v	8-24
69890-926v	8-25

Part Number	Fig. and Index
69890-926v	13-1
69891-02v	11-6
69891-03v	11-6
69891-04v	11-6
69891-05v	11-6
69891-06v	11-6
69891-07v	11-6
69891-08v	11-6
69891-09v	11-6
69895-02v	8-7
69895-03v	8-7
69895-900v	8-7
69895-901v	8-7
69896-00v	8-28
69896-900v	8-28
69896-902v	8-28
69897-00v	8-34
69897-900v	8-34
69898-00v	8-33
69898-900v	8-33
69899-900v	8-15
69901-02v	34-47
69902-00v	8-21
69902-900v	8-21
69903-00v	8-23
69903-900v	8-23
69904-00v	8-40
69904-900v	8-40
69905-900v	8-27
69906-00v	8-26
69906-900v	8-26
69907-00v	8-37
69907-01v	8-37
69907-900v	8-37
69907-901v	8-37
69908-00v	8-6
69908-900v	8-6
69908-901v	8-6
69911-00v	8-38
69911-900v	8-38
69912-00v	8-39
69912-900v	8-39
69917-00v	74-12
69917-00v	75-12
69957-02v	24-75
69958-02v	24-75
69960-02v	101-53
69971-02v	12-34
69971-03v	12-35
69975-02v	24-1
69976-03v	24-99
69989-02v	27-2
69989-02v	43-17
69989-03v	27-2
69989-03v	43-17
69990-02v	43-18
69991-02v	43-21
69992-02v	28-37

PIPER PARTS CATALOG

Part Number	Fig. and Index
70371-02	28-36
70371-02	38-47
70371-02	39-35
70371-02	76-14
70371-02	77-31
70371-02	78-31
70371-02	79-14
70371-02	81-49
70371-02	80-39
70371-03	28-36
70371-03	38-47a
70371-03	39-36
70371-03	76-20
70371-03	77-30
70371-03	78-30
70371-03	79-15
70371-03	80-38
70371-03	81-48
72091-00v	90-8
76169-02v	31-31
76172-03v	31-19
76175-00v	31-18
76175-02v	29-7
76175-02v	30-6
76275-03v	29-7
76176-00v	31-30
76176-02v	29-61
76187-00v	31-13
76221-00v	24-83
76255-00v	8-19
76308-00v	28-2
76343-00v	31-23
76347-00v	31-20
76347-01v	31-20
76351-02v	31-24
76351-03v	31-25
76415-06v	58-1
76445-00v	31-48
76467-04v	11-43a
76474-03v	8-36
76474-903v	8-36
76497-02v	15-51
78012-00v	11-48
78016-00v	16-39
78033-00v	53-5
78041-00v	29-16e
78041-00v	29-16k
78041-00v	29-22b
78041-00v	30-26
78041-00v	31-3
78041-00v	31-50
78041-02v	29-28b
78041-03v	29-16e
78041-08v	29-16e
78041-08v	31-3
78041-09v	29-16e
78041-09v	29-16k
78041-09v	29-22b

Part Number	Fig. and Index
78041-09v	31-3
78041-10v	29-28b
78044-00v	29-47
78052-02v	17-13
78052-03v	17-14
78052-04v	17-13
78052-09v	17-13
78052-10v	17-13
78054-02v	24-77
78057-00v	17-38
78057-00v	18-21
78057-00v	19-57
78057-00v	20-84
78082-03v	19-1
78082-04v	19-44
78085-03v	20-59a
78085-07v	20-59a
78085-13v	20-59a
78086-00v	18-44
78086-00v	20-42a
78108-00v	32-1
78108-03v	32-2
78108-04v	32-4
78108-07v	32-4
78108-08v	32-1
78108-09v	32-1
78108-10v	32-4
78108-11v	32-1
78108-12v	32-1
78108-13v	32-1
78108-14v	32-1
78108-15v	32-2
78108-16v	32-4
78109-00v	34-69
78109-04v	34-69
78110-00v	8-12
78110-02v	8-12
78113-00v	37-28
78114-00v	34-58
78117-00v	24-79
78118-00v	24-80
78140-199v	98-10
78159-00v	5-55
78271-03v	18-1
78271-04v	18-1
78271-05v	18-1
78271-06v	18-1
78349-04v	18-16
78349-08v	18-17
78349-10v	18-16
78349-11v	18-18
78349-12v	18-17
78349-14v	18-15
78349-17v	18-15
78361-00v	31-26
78362-00v	31-21
78362-01v	31-21
78475-02v	5-30

Part Number	Fig. and Index
78475-03v	5-30
78483-00v	103-30
78587-00v	24-78
78638-00v	18-47
78729-02v	96-1
78735-02v	24-28
78738-04v	53-2
78738-05v	53-2
79009-00v	122-10
79033-00v	110-11
79035-00v	28-15
79038-00v	66-51
79038-00v	67-69
79038-00v	67A-66
79038-00v	68-65
79040-00v	19-36
79040-02v	19-36
79071-00v	49-7
79072-00v	49-6
79125-00v	24-91
79125-01v	24-91
79127-00v	19-38
79152-00v	111-31
79152-02v	111-31
79154-00v	17-37
79154-00v	18-51
79155-00v	17-37
79155-00v	18-51
79160-00v	111-32
79162-00v	11-12
79171-02v	18-20
79171-13v	18-20
79174-00v	2-15
79174-04v	2-16
79182-02v	24-99
79192-00v	28-1
79203-02v	101-16
79205-00v	101-44
79207-00v	29-6a
79207-00v	31-12a
79209-04v	19-1
79209-11v	19-44
79228-00v	29-16c
79228-00v	31-5
79229-00v	31-27
79230-00v	29-14b
79230-00v	31-28
79234-00v	11-17
79235-00v	31-29
79236-05v	25-3
79236-14v	25-1
79236-15v	25-1
79236-16v	25-4
79236-17v	25-2
79236-18v	25-2
79236-19v	25-8
79236-20v	25-8
79236-21v	25-10

Part Number	Fig. and Index
79236-22v	25-10
79236-23v	25-12
79236-24v	25-12
79236-25v	25-13
79236-27v	25-8
79236-28v	25-8
79236-29v	25-10
79236-30v	25-10
79246-00v	27-7
79246-01v	27-7
79246-02v	27-8
79246-04v	27-7
79246-05v	27-7
79246-06v	27-8
79246-07v	27-8
79251-00v	29-15b
79251-00v	31-32
79252-00v	29-11
79252-00v	31-33
79264-00v	28-10
79267-00v	15-29
79268-00v	47-16
79270-00v	28-28
79271-00v	28-29
79272-00v	15-10
79276-00v	96-1
79276-00v	96-2
79276-08v	27-17
79276-09v	27-17
79277-00v	45-45
79277-01v	45-45
79280-00v	28-20
79281-00v	28-17
79282-00v	28-18
79284-00v	28-22
79285-00v	28-23
79286-00v	28-16
79287-00v	28-21
79290-00v	28-3
79292-00v	28-24
79296-11v	18-48
79296-12v	11-6
79296-13v	11-6
79296-24v	11-6
79296-25v	11-6
79296-26v	11-6
79296-27v	11-6
79303-00v	28-27
79314-00v	34-61
79314-02v	34-61
79315-00v	124-76
79333-00v	101-24
79337-16v	29-16
79337-16v	29-22
79337-16v	29-28
79337-16v	31-2
79337-17v	29-16
79337-17v	31-2

PIPER PARTS CATALOG

Part Number	Fig. and Index
79337-18v	29-46
79337-19v	29-1
79337-20v	29-1
79337-25v	29-2
79337-26v	29-2
79337-27v	29-16
79337-27v	29-22
79337-27v	29-28
79337-27v	31-2
79337-28v	29-16
79337-28v	31-2
79337-39v	29-2
79337-40v	29-2
79337-41v	29-46
79337-45v	29-1
79337-46v	29-1
79349-00v	78-4
79349-00v	80-4
79362-00v	33-16
79362-00v	34-13
79363-00v	34-20
79364-00v	34-17
79365-00v	34-21
79366-00v	33-12
79366-00v	34-16
79367-00v	34-12
79370-00v	34-18
79373-00v	34-11
79374-00v	34-19
79376-00v	34-14
79376-00v	34-19
79381-00v	34-14a
79404-00v	24-102
79405-00v	9-73
79405-00v	10-44
79412-03v	98-47
79412-03v	99-44
79413-02v	98-48
79427-02v	8-47
79430-00v	63-26
79434-00v	19-20
79434-00v	20-7
79436-00v	29-20
79436-00v	29-26
79436-00v	32-5
79440-00v	24-103
79440-00v	25-29
79440-02v	24-16
79440-02v	25-16
79442-00v	29-14d
79442-00v	29-19
79442-00v	29-25
79442-00v	31-40
79445-00v	24-12b
79455-00v	24-70
79456-00v	24-104
79463-00v	110-16
79463-00v	110B-8

Part Number	Fig. and Index
79463-02v	110A-7
79469-00v	74-9
79469-00v	75-11
79472-00v	24-97a
79473-00v	78-19a
79473-00v	80-19a
79473-00v	81-8
79475-05v	19A-9
79475-07v	19A-11
79475-08v	19A-12
79475-09v	19A-13
79475-34v	19A-38
79475-48v	19A-10
79475-55v	19A-9
79475-56v	19A-9
79475-57v	19A-9
79479-02v	29-23
79479-07v	29-23
79479-08v	29-24
79479-11v	29-24
79479-12v	29-23
79479-14v	29-23
79479-15v	29-24
79479-17v	29-24
79515-03v	19A-17
79515-05v	19A-18
79515-07v	19A-21
79515-08v	19A-22
79515-13v	19A-16
79515-15v	19A-23
79515-35v	19A-15
79530-02v	19A-24
79532-02v	19A-27
79534-00v	119-35
79540-00v	31-10
79540-01v	31-10
79540-02v	31-10
79540-03v	31-10
79542-13v	19A-6
79542-16v	19A-6
79543-02v	53-40
79544-02v	19A-7
79545-04v	19A-1
79547-00v	11-44
79547-02v	8-17
79547-02v	11-45
79547-03v	11-45
79553-00v	9-17
79553-00v	10-22
79553-01v	9-13
79553-01v	10-22
79554-02v	29-16h
79554-02v	31-5a
79555-00v	29-16a
79555-00v	29-22a
79555-00v	29-28a
79555-00v	31-2a
79555-01v	29-16a

Part Number	Fig. and Index
79555-01v	31-2a
79557-00v	18-49
79558-02v	42-10
79560-00v	117-22
79561-03v	8-19
79561-04v	11-47a
79561-05v	11-15
79561-06v	11-14
79561-07v	11-32
79561-08v	11-33
79561-901v	11-13
79561-903v	11-31
79562-00v	18-23
79563-902v	8-8
79563-907v	8-10
79564-00v	9-81
79564-00v	10-38
79565-00v	9-82
79565-00v	10-37
79571-02v	34-35
79571-04v	34-35
79572-00v	18-10
79583-02v	14-17
79583-03v	14-17
79584-08v	42-8
79592-02v	31-1
79592-03v	31-1
79592-04v	31-1
79592-05v	31-1
79599-00v	110B-9
79600-00v	33-57
79600-00v	34-73
79633-02v	29-24a
79633-15v	29-24a
79636-04v	113-25
79636-04v	119-74
79636-04v	119A-57
79636-10v	113-23
79639-02v	11-20
79647-02v	19A-34
79650-02v	33-1b
79650-02v	34-2b
79657-03v	113-16
79681-02v	24-21
79681-03v	24-21
79688-00v	124-71
79702-02v	24A-6
79702-02v	24A-10
79702-03v	24A-12
79702-06v	24A-8
79702-06v	24A-14
79702-08v	24A-7
79721-10v	24A-1
79721-11v	24A-1
79721-12v	24A-2
79721-13v	24A-2
79721-14v	24A-3
79721-15v	24A-3

Part Number	Fig. and Index
79721-16v	24A-4
79721-17v	24A-4
79721-18v	24A-5
79721-19v	24A-5
79747-00v	14-46
79747-01v	14-46
79749-03v	29-28d
79749-07v	29-28e
79749-08v	29-28f
79750-00v	32B-2
79762-02v	110A-5
79764-02v	29-46
79764-04v	29-46
79781-02v	24-17a
79781-02v	25-29
79792-02v	31-21
79792-03v	31-21
79800-02v	55-3
79805-05v	25-14
79818-02v	29-2a
79818-03v	29-2a
79827-03v	25-14
79837-02v	24-11
79839-03v	43-24
79840-04v	43-29
79863-00v	38-72
79863-03v	39-1
79868-03v	124-72
79869-02v	68-42
79886-03v	42-14
79886-04v	42-15
79886-07v	42-16
79886-11v	42-13
79890-02v	58A-11
79890-03v	58A-11
79890-04v	58A-12
79890-05v	58A-12
79890-07v	58A-13
79890-08v	58A-13
79892-02v	58A-18
79892-03v	58A-18
79892-04v	58A-19
79892-05v	58A-19
79892-09v	58A-20
79892-10v	58A-20
80012-27v	116-17
80022-47	49-4
80022-67v	38-48
80022-104v	119-51
80032-69	85-21
80122-05v	20-31
80122-88	51-39
80122-88	55-28
80122-89	55-26
80512-14v	77-42
81262-68	19-23
81262-68	20-10
81342-13v	92-85

PIPER PARTS CATALOG

Part Number	Fig. and Index
81342-18v	38-74
81342-18v	39-37
81342-56v	102-11
82732-13v	85-26
82732-76	93-49
82732-76	96-28
82732-76	96-30
82732-95v	50-62
82732-99	50-14
82732-99	50-16
83161-02	37-46
83161-03	37-53
83302-43	19-24
83302-43	20-11
85012-14v	76-31
85012-14v	78-53
85012-14v	79-40
85012-14v	80-49
85012-14v	81-78
85012-40v	94-21
85012-72	48-34
86062-56	48-2
86062-94	66-33
86062-94	67-35
86062-94	67A-35
86062-94	68-27
86102-56	29-8
86700-07v	68-37
87319-02v	50-8
87319-03v	50-9
87319-04v	50-10
87329-07v	19A-14
87329-09v	21-5
87329-11v	20-22
87332-02v	29-3
87332-02v	30-4
87332-02v	31-39
87357-02v	50-24
87358-02v	48-10
87358-03v	48-10
87369-22v	65-1a
91193-00v	76-15
95021-00v	5-4b
95021-01v	5-4b
95025-00v	5-31
95025-01v	5-31
95061-09v	32B-12
95061-20v	62-28
95061-54v	92-83
95061-64v	54-55
95061-90v	29-57
95061-106v	29-4
95061-106v	31-34
95061-113v	65-47
95061-115v	119-42
95061-115v	119A-36
95061-118v	119-43
95061-118v	119A-37

Part Number	Fig. and Index
95061-129v	48-36
95061-133v	50-43
95061-134v	50-44
95061-135v	50-45
95061-136v	50-46
95061-141v	39-70
95061-144v	51-24
95061-151v	42-11
95061-152v	92-19
95061-153v	32A-12
95061-157v	32B-11
95061-161v	29-11
95061-161v	31-33
95067-00v	91-7
95067-00v	91-16
95068-00v	91-18
95070-04v	2-12
95070-04v	91-11
95070-05v	2-12
95070-05v	91-11
95071-04v	2-11
95071-04v	91-1
95071-05v	2-11
95071-05v	91-1
95153-29v	89-35
95228-00v	27-10
95228-03v	101-48
95241-11v	34-10
95241-15v	34-15
95241-16v	34-15
95241-19v	34-15
95241-25v	34-15
95615-02v	3A-23
95615-02v	3A-28
95615-03v	3A-23
95615-03v	3A-28
95615-06v	3A-22
95615-07v	3A-22
95628-00v	3A-30
95636-00v	4-14
95636-00v	5-34
95636-01v	4-14
95636-01v	5-34
95639-02v	3-2
95639-02v	3A-2
95639-03v	3-2
95639-03v	3A-2
95643-06v	2-26
95643-06v	54-32
95643-07v	2-26
95643-07v	54-32
95675-00v	92-84
95678-02v	5-4a
95680-00v	92-73
95680-01v	92-73
95978-00v	34-77
95978-00v	124-38
96272-00v	24-12a

Part Number	Fig. and Index
96272-00v	124-8
96288-00v	91-8
96288-00v	91-17
96333-00v	13-48
96333-01v	13-48
96352-03v	2-35
96352-03v	2-38
96352-03v	2-45
96352-03v	2-47
96352-03v	2-48
96352-03v	2-49
96564-00v	45-23
96602-00v	34-78
96602-00v	124-39
96611-00v	29-15a
96611-01v	29-15a
96671-02v	65-1
96684-00v	13-84
96697-04v	25-14
96700-04v	13-72
96700-05v	13-72
96718-04v	65-36
96718-05v	65-37
96734-00v	119-40
96734-00v	119A-34
96734-00v	124-62
96765-00v	29-2a
96765-01v	29-2a
96765-07v	29-8
96766-06v	54-1
96766-06v	55-1
96766-07v	54-1
96766-07v	55-1
96806-10v	29-2
96806-11v	29-2
96806-12v	29-16
96806-12v	30-2
96806-12v	31-2
96806-17v	29-46
96806-22v	29-16
96806-22v	31-2
96806-24v	29-16
96806-26v	29-46
96810-02v	29-16a
96810-02v	29-22a
96810-02v	29-28a
96810-02v	30-2a
96810-02v	31-2a
96810-03v	29-16a
96810-03v	31-2a
96815-00v	29-16c
96827-02v	29-17
96827-03v	29-17
96827-04v	29-23
96827-05v	29-23
96827-06v	29-18
96827-07v	29-18
96827-08v	29-24

Part Number	Fig. and Index
96827-09v	29-24
96827-13v	29-17
96827-14v	29-17
96827-15v	29-23
96827-16v	29-23
96827-17v	29-18
96827-18v	29-18
96827-19v	29-24
96827-20v	29-24
96827-24v	29-17
96827-25v	29-17
96827-26v	29-18
96827-27v	29-18
96827-31v	29-18
96827-32v	29-18
96827-33v	29-17
96827-34v	29-17
96839-00v	9-14
96839-01v	9-14
96839-01v	10-23
96844-00v	3A-24
96844-00v	3A-26
96844-02v	3-20
96844-03v	3A-12
96851-00v	12-21
96853-00v	18-60
96853-00v	124-2
96860-00v	54-39
96863-00v	19-2c
96863-06v	20-19a
96864-00v	19-2e
96864-00v	20-19b
96866-00v	24-40
96866-00v	24-92
96871-00v	91-6
96871-01v	91-6
96877-00v	13-52
96877-01v	13-52
96878-00v	13-52
96878-01v	13-52
96880-00v	14-25
96884-00v	13-70
96884-01v	13-70
96885-00v	14-43
96885-01v	14-43
96890-00v	13-23
96890-01v	13-23
96896-00v	13-74
96896-02v	14-2
96897-00v	13-85
96902-00v	65-86
96908-00v	29-53
96908-00v	32-10
96908-00v	32B-17
96921-03v	24-78
96926-00v	2-28
96926-00v	2-30
96927-00v	2-29

PIPER PARTS CATALOG

Part Number	Fig. and Index
96981-07v	20-1
96981-09v	20-1
96993-02v	20-43
96994-03v	96-2a
96995-00v	20-2
96995-06v	20-2
96996-00v	20-51a
99002-06v	34-5
99009-02v	33-7
99009-03v	33-7
99010-00v	33-6
99010-02v	34-9
99031-00v	99-68
99031-00v	106-17
99035-03v	45-19
99037-00v	20-2
99038-00v	4-5
99038-03v	4-5
99039-00v	4-5
99039-03v	4-5
99040-00v	4-7
99040-01v	4-7
99040-08v	4-7
99040-09v	4-7
99059-00v	34-55
99059-04v	34-55
99060-00v	34-54
99060-00v	34-57
99060-04v	34-54
99060-04v	34-57
99060-06v	34-54
99060-06v	34-55
99061-00v	34-56
99061-04v	34-56
99061-06v	34-56
99061-06v	34-57
99062-00v	34-53
99062-04v	34-53
99062-06v	34-53
99064-00v	34-57
99064-04v	34-57
99064-06v	34-57
99069-00v	20-41
99069-02v	20-41
99069-03v	20-41
99069-04v	20-41
99070-00v	20-42
99072-00v	42-9
99077-00v	29-18a
99077-01v	29-18a
99077-02v	29-24a
99077-03v	29-24a
99077-04v	29-2a
99077-05v	29-2a
99077-08v	29-2a
99077-09v	29-2a
99077-16v	29-18a
99077-17v	29-18a

Part Number	Fig. and Index
99080-00v	42-6
99093-00v	29-16a
99093-00v	29-22a
99093-00v	29-28a
99093-00v	30-2a
99093-07v	29-16a
99094-02v	74-7
99094-02v	75-7
99096-00v	74-4
99096-00v	75-4
99121-00v	24-76
99121-00v	123-8
99121-00v	124-10
99130-02	98-2
99130-02	99-2
99139-00v	25-16
99140-00	25-18
99140-00v	25-18
99140-00v	32B-29
99141-00v	32B-30
99141-03v	25-17
99142-00v	25-19
99161-00v	95-12
99198-00v	111-19
99209-00v	115-3
99214-00v	34-85
99227-00v	34-64
99229-00v	34-35
99229-04v	34-35
99231-02v	24-57
99231-03v	24-57
99231-04v	24-57
99231-05v	24-57
99231-06v	24-57
99231-07v	24-57
99231-08v	24-57
99231-09v	24-57
99231-10v	24-57
99231-11v	24-57
99231-12v	24-57
99231-13v	24-57
99232-02v	24-58
99232-03v	24-58
99232-04v	24-58
99232-05v	24-58
99232-06v	24-58
99232-07v	24-58
99232-08v	24-58
99232-09v	24-58
99232-10v	24-58
99232-11v	24-58
99232-12v	24-58
99232-13v	24-58
99233-02v	24-59
99233-03v	24-59
99233-04v	24-59
99233-05v	24-59
99233-06v	24-59

Part Number	Fig. and Index
99233-07v	24-59
99233-08v	24-59
99233-09v	24-59
99233-10v	24-59
99233-11v	24-59
99233-12v	24-59
99233-13v	24-59
99234-00v	22-17
99234-02v	22-17
99234-04v	22-17
99234-05v	22-17
99234-06v	22-17
99234-07v	22-17
99234-08v	22-17
99234-09v	22-17
99234-10v	22-17
99234-11v	22-17
99234-12v	22-17
99234-13v	22-17
99235-02v	24-60
99235-03v	24-60
99235-04v	24-60
99235-05v	24-60
99235-06v	24-60
99235-07v	24-60
99235-08v	24-60
99235-09v	24-60
99235-10v	24-60
99235-11v	24-60
99235-12v	24-60
99235-13v	24-60
99236-02v	24-61
99236-03v	24-61
99236-04v	24-61
99236-05v	24-61
99236-06v	24-61
99236-07v	24-61
99236-08v	24-61
99236-09v	24-61
99236-10v	24-61
99236-11v	24-61
99236-12v	24-61
99236-13v	24-61
99237-02v	24-62
99237-03v	24-62
99237-04v	24-62
99237-05v	24-62
99237-06v	24-62
99237-07v	24-62
99237-08v	24-62
99237-09v	24-62
99237-10v	24-62
99237-11v	24-62
99237-12v	24-62
99237-13v	24-62
99238-02v	19-46
99238-03v	19-46
99238-04v	19-46

Part Number	Fig. and Index
99238-05v	19-46
99238-06v	19-46
99238-07v	19-46
99238-08v	19-46
99238-09v	19-46
99238-10v	19-46
99238-11v	19-46
99238-12v	19-46
99238-13v	19-46
99239-02v	20-59
99239-03v	20-59
99239-04v	20-59
99239-05v	20-59
99239-06v	20-59
99239-07v	20-59
99239-08v	20-59
99239-09v	20-59
99239-10v	20-59
99239-11v	20-59
99239-12v	20-59
99239-13v	20-59
99255-00v	29-46
99255-03v	29-46
99263-00v	44-3
99271-00v	44-8
99272-00v	15-41
99273-00v	15-42
99275-02v	44-4
99275-02v	44-9
99275-04v	44-28
99278-03v	15-43
99280-00v	15-50
99280-01v	15-50
99289-00v	66-36
99289-00v	69-10
99305-00v	30-3a
99305-01v	30-3a
99305-08v	30-3a
99305-09v	30-3a
99344-00v	112-15
99353-04v	30-1
99353-05v	30-1
99353-07v	30-2
99353-12v	30-3
99353-13v	30-3
99353-16v	30-1
99353-17v	30-1
99353-18v	30-2
99353-21v	30-3
99353-22v	30-3
99361-00	29-47
99367-00v	90-26
99367-00v	123-25
99367-00v	124-49
99368-00v	90-27
99368-00v	123-26
99368-00v	124-50
99377-02v	100-16

PIPER PARTS CATALOG

Part Number	Fig. and Index
99377-02v	101-13
99377-03v	100-19
99377-03v	101-15
99377-04v	37-26
99377-05v	101-12
99377-06v	100-18
99377-06v	101-14
99377-06v	106-3
99377-07v	101-14
99377-07v	106-3
99384-04v	29-1
99384-05v	29-1
99384-07v	29-16
99384-12v	29-2
99384-13v	29-2
99385-00v	29-17
99385-01v	29-17
99385-02v	29-23
99385-03v	29-23
99385-04v	29-22
99385-04v	29-28
99385-05v	29-24
99385-06v	29-24
99385-07v	29-18
99385-08v	29-18
99387-00v	44-1
99395-00v	111-18
99395-00v	112-9
99395-02v	111-18
99395-02v	112-9
99395-03v	111-18
99395-03v	112-9
99398-00v	109-4
99401-00v	109-9
99409-00v	111-14
99421-00v	9-46
99421-00v	9-47
99421-00v	10-42
99422-02v	11-68
99422-02v	11-69
99422-03v	12-35
99422-04v	11-68
99422-04v	12-34
99429-00v	92-90
99430-00v	92-89
99431-00v	34-59
99432-00v	34-39
99432-03v	34-39
99434-00v	34-35
99434-02v	34-35
99435-00v	32-3
99435-00v	119-15
99435-00v	123-15
99435-00v	124-23
99445-00v	124-69
99448-00v	115-11
99448-00v	124-61
99458-00v	24-1

Part Number	Fig. and Index
99464-00v	24-39
99466-06v	8-2
99466-06v	15-1
99466-07v	8-2
99466-07v	15-1
99466-11v	8-2
99466-11v	15-1
99466-18v	8-2
99466-18v	15-1
99466-19v	8-2
99466-19v	15-1
99466-20v	8-2
99466-20v	15-1
99468-00v	15-2
99468-03v	15-2
99469-03v	15-5
99470-00v	15-3
99470-01v	15-3
99471-02v	15-4
99471-03v	15-4
99478-00v	33-8
99480-00v	34-22
99487-00v	15-48
99487-01v	15-48
99488-00v	15-49
99495-00v	44-5
99496-00v	15-39
99498-00v	15-54
99499-00v	66-49
99499-00v	67-7
99499-00v	67A-7
99499-00v	68-7
99499-00v	82-6
99499-00v	83-49
99507-00v	43-24
99521-00v	107-4
99528-00v	107-20
99537-02v	107-1
99539-00v	43-27
99545-00v	15-46
99549-07v	15-3
99549-09v	15-5
99549-14v	15-3
99550-02v	43-28
99552-00v	15-44
99552-02v	15-44
99555-00v	15-47
99557-00v	44-22
99558-00v	15-45
99559-01v	15-3a
99559-02v	15-3a
99561-00v	15-40
99561-00v	44-25
99569-00v	44-27
99572-00v	44-26
99572-04v	44-26
99580-00v	42-33
99592-08v	42-19

Part Number	Fig. and Index
99592-09v	42-20
99597-00v	45-18
99609-00v	15-52
99610-02v	111-10
99610-03v	111-11
99615-00v	15-37
99615-01v	15-37
99619-02v	45-4a
99621-00v	45-4b
99631-00v	15-38
99633-00v	28-9
99633-00v	43-8
99634-00v	43-29
99640-00v	43-1
99640-03v	43-2
99641-00v	28-7
99641-00v	43-6
99642-03v	28-4
99642-03v	43-3
99644-00v	43-30
99646-02v	43-9
99648-00v	43-12
99650-00v	43-13
99661-00v	43-15
99667-02v	34-51
99667-03v	34-51
99667-04v	34-51
99667-05v	34-51
99667-06v	34-51
99667-07v	34-51
99670-00v	34-65
99678-00v	29-16g
99678-01v	29-16g
99678-02v	29-16g
99678-03v	29-16g
99678-04v	29-16g
99678-05v	29-16g
99678-06v	29-16g
99678-07v	29-16g
99678-08v	29-16g
99678-09v	29-16g
99678-10v	29-16g
99678-11v	29-16g
99680-08v	111-25
99681-00v	29-16b
99681-01v	29-16b
99681-02v	29-16b
99681-03v	29-16b
99681-04v	29-16b
99681-05v	29-16b
99681-06v	29-16b
99681-07v	29-16b
99681-08v	29-16b
99681-09v	29-16b
99681-10v	29-16b
99681-11v	29-16b
99695-03v	101-2
99695-03v	124-55

Part Number	Fig. and Index
99695-04v	101-3
99695-04v	124-56
99695-16v	101-46
99695-16v	124-55
99696-02v	101-1
99696-03v	101-1
99709-00v	124-69
99711-00v	124-74
99717-00v	107-2
99717-00v	107-26
99718-01v	29-16j
99718-05v	29-16j
99718-05v	31-4
99719-03v	31-6
99719-16v	31-7
99721-02v	29-16c
99721-03v	29-16c
99724-00v	29-9
99727-05v	29-1
99727-12v	29-2
99727-13v	29-2
99727-15v	29-16
99727-22v	29-1
99727-23v	29-16
99728-00v	124-75
99729-00v	12-32
99729-01v	12-32
99730-00v	29-17
99730-01v	29-17
99730-02v	29-23
99730-03v	29-23
99730-04v	29-22
99730-04v	29-28
99730-05v	29-24
99730-06v	29-24
99730-07v	29-18
99730-08v	29-18
99733-02v	24-78
99734-02v	24-78
99737-02v	24-77
99745-00v	111-24
99752-00v	25-21a
99763-00v	42-5
99766-00v	73-2
99767-00v	73-6
99768-00v	73-5
99769-00v	73-6a
99776-00v	73-1a
99778-00v	73-1
99781-00v	73-13
99783-00v	19-39
99783-00v	20-23
99787-00v	24-29
99789-00v	107-22
99790-00v	24-113
99801-00v	24-77
99801-02v	24-77
99803-03v	45-11

PIPER PARTS CATALOG

Part Number	Fig. and Index
99803-04v	45-11
99804-00v	107-21
99805-03v	15-32
99813-02v	15-32
99841-03v	111-1
99849-08v	67-39
99849-08v	67A-39
99849-08v	68-29
99851-00v	107-9
99853-00v	44-16
99854-00v	44-11
99856-00v	94-63
99862-00v	107-18
99867-00v	44-18
99868-00v	45-18
99887-02v	110-8
99887-04v	110A-9
99887-06v	110B-7
99888-00v	110-9
99888-00v	110A-10
99889-00v	110-10
99889-00v	110A-11
99903-03v	17-15
99903-05v	17-15
99921-00v	34-42a
99921-00v	124-30
99943-00v	17-50
99943-00v	17-52
99943-00v	18-43
99943-00v	19-56
99943-00v	19A-8
99944-04v	66-10
99990-00v	17-39
99990-00v	19-59
99991-00v	24-90
99997-00v	17-40
99997-00v	18-22
99997-00v	19-58
99997-00v	20-83
99999-00v	20-85
99999-00v	107-27
107 872v	2-18
187 625	49-21
187 627v	51-10
187 627v	55-6
189 139v	19-38
189 139v	19A-2
189 139v	20-35
189 139v	21-3
189 139v	22-25
189 139v	23-36
189 315v	62-15
189 732v	89-23

Part Number	Fig. and Index
400 002	31-46
400 002	86-50
400 002	86-65
400 003	45-24
400 003	45-25
400 003	46-25
400 003	53-54
400 003	53-58
400 003	53-60
400 003	58-8
400 003	58-9
400 004	29-54
400 004	46-26
400 004	58A-26
400 004	93-42
400 008	2-42
400 008	92-51
400 008	97-6
400 009	42-17
400 011	50-49
400 011	93-4
400 012v	54-48
400 015	52-11
400 025	96-24
400 053	89-59
400 055	77-46
400 055	78-58
400 055	80-62
400 056	45-33
400 056	80-62
400 056	96-27
400 058	48-31
400 103	69-14
400 103	70-7
400 103	71-17
400 108	50-51
400 112	50-53
400 113	19A-20
400 113	60-44
400 115v	50-12
400 165v	53-35
400 166v	53-32
400 185v	81-19
400 192v	50-50
400 220v	50-48
400 224	44-24
400 229v	50-42
400 279v	50-59
400 302v	53-40
400 437	94-34
400 437	116-21
400 438	47-29
400 438	49-23
400 438	66-41
400 438	67-57
400 438	79-41
400 438	80-53
400 438	81-86

Part Number	Fig. and Index
400 438	93-41
400 438	94-26
400 438	94-36
400 438	97-15
400 438	114-16
400 440	29-37
400 440	29-56
400 440	32-12
400 440	44-35
400 440	50-52
400 440	93-39
400 441	14-51
400 441	29-35
400 441	29-36
400 441	29-54
400 441	29-55
400 441	29-56
400 441	44-31
400 441	48-32
400 441	57-38
400 441	65-73
400 441	86-33
400 443	48-25
400 443	50-67
400 443	65-74
400 443	92-79
400 443	93-35
400 443	113-4
400 444	2-44
400 444	2-51
400 444	96-29
400 446	94-25
400 446	94-62
400 448	93-39
400 448	119-57
400 449	94-30
400 450	45-43
400 450	48-33
400 450	54-43
400 453	48-33
400 456	92-57
400 456	92-58
400 457v	92-57
400 457v	92-84
400 460	68-38
400 464v	66-37
400 464v	67-50
400 464v	67A-50
400 466	71-14
400 466	71-15
400 496v	92-84
400 562v	93-36
400 616v	42-7
400 653v	93-37
400 653v	93-38
400 653v	96-28
400 653v	96-30
400 665v	19A-28

Part Number	Fig. and Index
400 668v	19A-32
400 669v	9-62
400 669v	19-74
400 669v	20-71
400 669v	57-29
400 670	32-6
400 672	93-44
400 672	95-3
400 672	97-16
400 674	76-23
400 674	77-39
400 674	78-50
400 674	79-45
400 674	80-50
400 674	81-87
400 674	92-65
400 674	92-78
400 680v	93-48
400 711	54-21
400 728v	104-14
400 744v	51-43
400 761	54-45
400 762v	50-56
400 860	9-61
400 860	57-30
400 861v	44-30
400 861v	44-33
400 861v	44-36
400 862v	19-7
400 862v	19A-3
400 862v	86-34
400 869	97-18
400 870v	20-73
400 871v	50-20b
400 871v	62-27
400 876v	60-49
400 880v	54-30a
400 880v	54-31
400 883v	11-78
400 901	86-32
400 916	32A-9
401 185	105-14
401 186	2-39
401 187	2-39
401 187	29-59
401 187	32-15
401 188	54-51
401 188	57-36
401 188	92-46
401 188	92-66
401 189	54-52
401 194	29-58
401 257v	62-9
401 261	119A-56
401 265	51-38
401 266	19-60c
401 266	24-27
401 266	29-36

PIPER PARTS CATALOG

Part Number	Fig. and Index
401 266	47-18
401 266	55-15
401 266	74-10
401 266	75-10
401 266	91-10a
401 266	91-21
401 266	94-35
401 266	113-3
401 269	44-34
401 269	45-32
401 269	50-55
401 269	67A-59
401 269	68-21
401 269	80-62
401 269	81-69
401 269	92-49
401 269	94-37
401 269	96-22
401 270	2-41
401 270	2-51
401 270	50-40
401 270	96-23
401 270	96-25
401 270	96-29
401 270	113-5
401 272v	119-73
401 273	44-7
401 273	49-25
401 274	48-32
401 274	50-60
401 274	93-19
401 274	116-22
401 279	67-63
401 279	94-32
401 279	119-56
401 280v	62-26
401 300v	65-75
401 301v	66-50
401 301v	67-67
401 301v	67A-67
401 301v	68-56
401 301v	82-30
401 301v	83-47
401 302v	50-64
401 306	102-14
401 306	102-28
401 307	102-12
401 307	104-13
401 310	58-3
401 310	66-40
401 310	67-54
401 310	67A-53
401 310	68-57
401 310	82-25
401 310	83-40
401 310	96-36
401 311v	53-53
401 312	32-13

Part Number	Fig. and Index
401 312	48-25
401 312	58A-33
401 315	30-25
401 315	92-87
401 315	92-88
401 318	29-5
401 318	31-45
401 318	50-49
401 318	92-77
401 318	93-52
401 320v	55-41
401 329	55-37
401 330	49-26
401 333	57-35
401 333	96-24
401 334	44-32
401 335v	54-47
401 343v	67A-61
401 343v	68-23
401 353	92-42
401 353	92-86
401 354	92-68
401 360	49-22
401 361	57-37
401 370	49-24
401 371v	49-26
401 375v	56-15
401 378v	92-55
401 385v	92-40
401 387v	92-62
401 394	42-12
401 400	49-32
401 403	49-31
401 405	48-26
401 405	66-54
401 405	67-71
401 405	67A-43
401 405	68-60
401 456v	48-1
401 461v	42-26
401 520v	66-38
401 520v	67-52
401 521v	67-52
401 521v	67A-70
401 521v	68-58
401 856v	57-31
401 888	68-57
401 918	48-27
401 918	53-38
401 918	57-32
401 918	66-39
401 918	78-48
401 970v	42-29
401 970v	103-32
401 970v	103-34
401 970v	103-35
401 971v	42-28
401 971v	103-33

Part Number	Fig. and Index
401 971v	103-34
401 971v	103-36
401 986v	42-27
401 987v	42-39
401 988v	42-30
402 057v	11-76
402 060v	11-67
402 312v	55-35
402 313	51-41
402 314v	97-6
402 316v	50-41
402 324v	48-43
402 344	51-40
402 344	55-34
402 344	55-36
402 345	55-34
402 349v	2-36
402 349v	2-46
402 349v	2-47
402 349v	2-48
402 349v	2-49
402 351v	2-38
402 352	2-35
402 352	2-37
402 366v	2-45
402 506v	57-31
402 679v	92-77
402 680v	2-32
402 680v	45-26
402 681v	2-42
402 690v	2-39
402 890v	15-36
402 897v	15-35
402 915v	2-50
402 927v	54-30
402 960v	54-53
403 055	62-10
403 097	57-33
403 097	57-34
404 004v	35-31
404 100	45-33
404 100	54-30a
404 100	54-31
404 100	76-23
404 100	77-38
404 100	77-39
404 100	77-46
404 100	78-49
404 100	78-50
404 100	78-58
404 100	79-45
404 100	80-47
404 100	80-50
404 100	80-62
404 100	81-71
404 100	81-87
404 100	93-48
404 101	19A-20

Part Number	Fig. and Index
404 101	50-12
404 101	50-51
404 101	50-53
404 101	51-41
404 101	55-35
404 101	60-44
404 101	67A-61
404 101	68-23
404 101	69-14
404 101	70-7
404 101	71-17
404 102	50-50
404 102	51-40
404 102	55-34
404 102	55-36
404 104	96-26
404 105	53-40
404 122v	53-28
404 123v	50-42
404 123v	50-48
404 124v	50-59
404 224	45-34
404 224	60-47
404 224	65-70
404 224	67A-52
404 224	68-16
404 224	77-40
404 224	78-51
404 224	80-51
404 224	80-63
404 224	81-79
404 224	82-26
404 224	83-39
404 224	93-40
404 225	48-9
404 225	48-12
404 225	54-44
404 263v	38-56
404 263v	39-56
404 320v	93-24b
404 321v	62-6
404 322	50-26
404 322	92-76
404 322	93-24a
404 323v	62-23
404 325v	94-38
404 326v	54-31a
404 391v	19A-28
404 391v	93-36
404 391v	93-37
404 391v	93-38
404 391v	96-28
404 391v	96-30
404 392	19A-32
404 392	28-36
404 392	38-74
404 392	39-37
404 392	48-31

PIPER PARTS CATALOG

Part Number	Fig. and Index
404 392	76-26
404 392	79-44
404 392	89-59
404 392	92-65
404 392	92-78
404 392	93-44
404 392	95-3
404 392	96-27
404 392	97-16
404 393	54-21
404 394v	81-23
404 395	54-30
404 395	54-45
404 530v	2-32
404 532v	2-45
404 532v	2-46
404 532v	2-47
404 532v	2-48
404 532v	2-49
404 532v	2-50
404 556	15-35
404 556	15-36
404 562	38-29
404 562	39-39
404 563	38-26
404 564	92-49
404 564	92-78
404 564	92-79
404 584	39-30
404 638	102-13
404 669v	65-77
404 751v	114-15
404 751v	118-46
404 829	72-20
404 829	73-27
404 832	54-53
404 833	19-12
404 833	20-54
404 833	20-55a
404 833	73-24
404 833	81-81
404 833	95-5
404 835	38-25
404 835	38-28
404 835	38-58
404 835	44-35
404 835	71-14
404 835	71-15
404 835	72-17
404 835	72-21
404 835	73-26
404 835	73-28
404 835	74-10
404 835	75-10
404 835	76-24
404 835	76-25
404 835	76-29
404 835	76-30

Part Number	Fig. and Index
404 835	76-32
404 835	76-33
404 835	79-46
404 835	96-21
404 835	96-23
404 835	96-25
404 835	96-29
404 835	97-8
404 835	104-12
404 835	104-15
404 835	105-12
404 835	114-16
404 836	38-27
404 836	48-43
404 836	53-60
404 836	55-37
404 836	74-20
404 836	75-22
404 836	86-50
404 836	86-65
404 836	93-4
404 836	97-6
404 837	11-67
404 837	11-76
404 837	29-59
404 837	32-15
404 837	51-43
404 837	104-14
404 837	105-14
404 838	48-28
404 840	51-42
404 843	55-29
404 883	72-19
404 887	2-40
404 887	2-41
404 887	2-44
404 887	2-51
404 887	9-44
404 887	9-61
404 887	9-62
404 887	9-80
404 887	10-55
404 887	11-78
404 887	14-51
404 887	19-60c
404 887	23-20a
404 887	29-36
404 887	29-37
404 887	32A-13
404 887	38-25
404 887	38-28
404 887	38-56
404 887	39-21
404 887	39-25
404 887	39-26
404 887	39-30
404 887	39-56
404 887	39-71

Part Number	Fig. and Index
404 887	44-7
404 887	44-30
404 887	44-31
404 887	44-33
404 887	44-34
404 887	44-36
404 887	45-32
404 887	45-46
404 887	48-25
404 887	48-32
404 887	48-33
404 887	49-23
404 887	49-25
404 887	50-20b
404 887	50-35
404 887	50-36
404 887	50-40
404 887	50-52
404 887	50-55
404 887	50-60
404 887	50-67
404 887	54-43
404 887	55-15
404 887	57-29
404 887	57-30
404 887	57-38
404 887	60-45
404 887	60-46
404 887	60-49
404 887	62-10
404 887	62-11
404 887	62-26
404 887	62-28
404 887	65-73
404 887	66-37
404 887	67-50
404 887	67-51
404 887	67-57
404 887	67-63
404 887	67A-50
404 887	67A-51
404 887	67A-52
404 887	67A-59
404 887	68-16
404 887	68-21
404 887	68-38
404 887	72-18
404 887	74-15
404 887	77-27
404 887	78-27
404 887	78-56
404 887	79-39
404 887	79-50
404 887	80-48
404 887	80-54
404 887	80-58
404 887	80-62
404 887	81-69

Part Number	Fig. and Index
404 887	81-74
404 887	81-82
404 887	81-84
404 887	81-85
404 887	82-24
404 887	83-41
404 887	85-47
404 887	86-33
404 887	86-34
404 887	86-55
404 887	88-20
404 887	88-63
404 887	88-64
404 887	89-55
404 887	92-49
404 887	92-57
404 887	92-58
404 887	92-79
404 887	92-84
404 887	93-19
404 887	93-39
404 887	94-25
404 887	94-30
404 887	94-32
404 887	94-36
404 887	94-37
404 887	94-62
404 887	96-23
404 887	96-29
404 887	105-13
404 887	113-3
404 887	113-4
404 887	113-5
404 887	116-21
404 887	116-22
404 887	119-73
404 887	119A-56
404 888	2-42
404 888	29-5
404 888	30-24
404 888	30-25
404 888	31-45
404 888	31-46
404 888	32-13
404 888	38-27
404 888	39-72
404 888	42-17
404 888	44-32
404 888	45-24
404 888	46-25
404 888	46-26
404 888	48-25
404 888	49-26
404 888	50-41
404 888	50-49
404 888	52-13
404 888	53-53
404 888	53-54

PIPER PARTS CATALOG

Part Number	Fig. and Index
404 888	53-55
404 888	55-41
404 888	57-33
404 888	57-34
404 888	57-35
404 888	58A-28
404 888	61-16
404 888	66-40
404 888	67-54
404 888	67A-53
404 888	82-25
404 888	83-40
404 888	86-32
404 888	92-51
404 888	92-77
404 888	93-42
404 888	93-52
404 888	96-24
404 888	96-25
404 888	96-36
404 888	97-6
404 888	104-13
404 889	2-39
404 889	29-58
404 889	32-12
404 889	49-22
404 889	49-24
404 889	49-26
404 889	52-13
404 889	54-51
404 889	56-14
404 889	57-36
404 889	92-40
404 889	92-42
404 889	92-46
404 889	92-55
404 889	92-62
404 889	92-66
404 889	92-68
404 889	92-86
404 890	2-35
404 890	2-36
404 890	2-37
404 890	2-38
404 890	42-12
404 890	49-31
404 890	49-32
404 890	50-56
404 890	66-54
404 890	67A-43
404 890	68-60
404 891	66-38
404 891	67-52
404 891	67A-70
404 891	68-58
404 908	21-14
404 908	38-67
404 909	24-114

Part Number	Fig. and Index
404 909	37-29
404 909	37-52
404 909	38-29
404 909	38-57
404 909	38-61
404 909	39-38
404 909	39-39
404 909	39-70
404 909	48-24
404 909	53-56
404 909	59-12
404 909	69-12
404 909	69-13
404 909	69-15
404 909	116-18
404 910	21-20
404 910	38-24
404 910	38-26
404 910	38-58
404 910	39-17
404 910	57-39
404 910	67-53
404 910	67-56
404 910	78-55
404 910	79-42
404 910	81-73
404 910	81-75
404 910	81-76
404 910	82-23
404 910	83-38
404 910	89-62
405 350v	62-27
406 345	81-25
406 364	98-33
406 373	59-10
406 373	59-11
406 382	86-64
406 387v	59-9
406 393v	99-69
406 394v	39-40
406 415v	5-53
406 424v	27-4c
406 424v	27-6c
406 424v	27-18
406 424v	43-20a
406 424v	43-23a
406 424v	43-33
406 427v	38-30
406 551v	94-35
406 637v	2-32
406 637v	2-42
406 637v	45-26
406 637v	53-58
406 642	17-42
406 642	18-54
406 646v	74-22
406 660	54-49
406 666v	100-22

Part Number	Fig. and Index
406 667v	100-23
406 809	16-7
406 809	17-41
406 809	18-53
406 823	16-8
406 823	17-43
406 830	49-29
406 832	18-55
406 834	74-23
406 848	111-27
406 848	111-37
406 863	21-12
406 863	22-29
406 863	23-35
406 863	114-15
406 863	118-46
406 927v	2-31
406 940v	2-30
406 942v	2-30
406 945v	2-42
406 946v	2-39
406 974	92-77
407 041	17-12
407 043	67A-59
407 043	68-21
407 043	80-51
407 043	81-79
407 043	83-39
407 043	91-10a
407 043	91-21
407 044	80-45
407 044	80-63
407 044	81-72
407 044	83-37
407 103	79-43
407 103	116-20
407 104	67A-37
407 104	68-73
407 104	77-40
407 104	78-51
407 105	78-54
407 106	102-13
407 120v	20-33
407 122v	111-27
407 122v	111-37
407 124	60-47
407 124	60-50
407 131v	116-19
407 134	52-8
407 134	114-15
407 134	118-46
407 135	31-51
407 135	72-15
407 136	66-39
407 136	72-14
407 136	73-20
407 136	77-37
407 137	103-32

Part Number	Fig. and Index
407 137	103-33
407 137	103-35
407 138v	72-16
407 138v	73-21
407 143	50-56
407 560	86-33
407 560	86-34
407 561	21-14
407 561	51-49
407 561	53-57
407 562	19-25
407 562	19-27
407 562	19A-28
407 562	19A-33
407 562	20-12
407 562	20-14
407 562	24-114
407 562	37-29
407 562	37-52
407 562	53-56
407 562	59-12
407 562	69-13
407 562	93-36
407 562	93-37
407 563	21-13
407 563	67-56
407 563	78-55
407 563	79-42
407 563	81-73
407 563	81-76
407 563	82-23
407 563	83-38
407 563	86-57
407 563	88-22
407 563	89-62
407 563	116-20
407 564	2-40
407 564	2-41
407 564	2-44
407 564	2-51
407 564	9-61
407 564	9-62
407 564	9-80
407 564	10-55
407 564	14-51
407 564	15-35
407 564	15-36
407 564	19-60c
407 564	21-13
407 564	22-34
407 564	23-20a
407 564	23-38
407 564	24A-20
407 564	28-36
407 564	29-14
407 564	29-36
407 564	29-55
407 564	29-56

PIPER PARTS CATALOG

Part Number	Fig. and Index
407 564	31-43
407 564	44-30
407 564	44-31
407 564	44-33
407 564	44-34
407 564	44-35
407 564	44-36
407 564	45-32
407 564	45-33
407 564	45-46
407 564	48-25
407 564	48-33
407 564	49-23
407 564	50-20b
407 564	50-40
407 564	50-52
407 564	51-38
407 564	54-30a
407 564	54-43
407 564	54-46
407 564	57-29
407 564	57-30
407 564	60-49
407 564	62-10
407 564	62-11
407 564	62-26
407 564	62-28
407 564	66-37
407 564	67-50
407 564	67-57
407 564	67-63
407 564	67A-50
407 564	68-38
407 564	72-15
407 564	72-17
407 564	72-18
407 564	73-28
407 564	74-10
407 564	74-14
407 564	74-15
407 564	75-10
407 564	75-24
407 564	79-39
407 564	80-48
407 564	80-54
407 564	81-84
407 564	82-85
407 564	82-24
407 564	83-41
407 564	85-47
407 564	86-33
407 564	86-34
407 564	86-55
407 564	86-58
407 564	88-20
407 564	88-23
407 564	88-63
407 564	88-64

Part Number	Fig. and Index
407 564	89-55
407 564	91-10a
407 564	91-21
407 564	92-65
407 564	92-84
407 564	93-19
407 564	93-35
407 564	93-39
407 564	93-41
407 564	93-44
407 564	93-48
407 564	94-32
407 564	94-36
407 564	94-37
407 564	96-22
407 564	96-23
407 564	96-25
407 564	96-27
407 564	96-29
407 564	97-8
407 564	97-16
407 564	104-12
407 564	104-15
407 564	105-12
407 564	113-3
407 564	113-4
407 564	113-5
407 564	116-21
407 564	116-22
407 564	119-73
407 564	119A-56
407 565	2-32
407 565	2-42
407 565	19A-20
407 565	29-10
407 565	29-54
407 565	30-24
407 565	31-44
407 565	32-13
407 565	32A-9
407 565	35-31
407 565	38-27
407 565	39-72
407 565	44-32
407 565	45-24
407 565	45-25
407 565	45-26
407 565	45-31
407 565	46-25
407 565	46-26
407 565	48-25
407 565	49-26
407 565	50-12
407 565	50-51
407 565	51-41
407 565	52-12
407 565	53-53
407 565	53-54

Part Number	Fig. and Index
407 565	53-58
407 565	53-60
407 565	54-21
407 565	55-35
407 565	58-3
407 565	58-8
407 565	58A-26
407 565	58A-28
407 565	60-44
407 565	65-75
407 565	66-50
407 565	67-67
407 565	67A-67
407 565	68-56
407 565	69-14
407 565	70-7
407 565	71-17
407 565	72-14
407 565	73-20
407 565	79-44
407 565	80-47
407 565	82-30
407 565	83-47
407 565	86-32
407 565	86-50
407 565	86-65
407 565	92-51
407 565	92-77
407 565	92-87
407 565	92-88
407 565	93-52
407 565	94-27
407 565	96-24
407 565	102-12
407 565	104-13
407 566	2-39
407 566	29-58
407 566	29-59
407 566	32-15
407 566	42-28
407 566	49-22
407 566	49-24
407 566	49-26
407 566	50-50
407 566	52-12
407 566	53-34
407 566	54-51
407 566	54-52
407 566	55-34
407 566	56-16
407 566	57-36
407 566	57-37
407 566	77-16
407 566	78-16
407 566	80-16
407 566	81-22
407 566	83-16
407 566	87-34

Part Number	Fig. and Index
407 566	92-40
407 566	92-42
407 566	92-46
407 566	92-50
407 566	92-55
407 566	92-63
407 566	92-66
407 566	92-68
407 566	92-86
407 566	102-13
407 566	103-33
407 566	103-34
407 566	104-14
407 566	105-14
407 567	2-35
407 567	2-36
407 567	2-37
407 567	2-38
407 567	2-45
407 567	2-46
407 567	2-47
407 567	2-48
407 567	2-50
407 567	42-12
407 567	42-26
407 567	48-26
407 567	48-28
407 567	50-42
407 567	50-48
407 567	54-45
407 567	60-18
407 567	64-4
407 567	66-54
407 567	67-71
407 567	67A-43
407 567	68-60
407 567	72-16
407 567	73-21
407 567	86-59
407 567	87-30
407 567	87-35
407 567	87-36
407 567	92-54
407 568	50-57
407 568	60-48
407 568	66-38
407 568	66-55
407 568	67-52
407 568	67-74
407 568	67A-70
407 568	68-58
407 568	96-26
407 569	19-13
407 569	20-55
407 569	42-7
407 569	54-53
407 569	57-31
407 569	84-10

PIPER PARTS CATALOG

Part Number	Fig. and Index
407 570	86-59
407 570	87-48
407 570	88-24
407 570	89-63
407 573	89-49
407 582v	19A-31
407 583	72-19
407 583	73-24
407 583	73-25
407 583	95-5
407 583	114-15
407 583	118-4b
407 584	9-61
407 584	9-62
407 584	11-78
407 584	15-35
407 584	15-36
407 584	19A-32
407 584	24-27
407 584	44-7
407 584	45-32
407 584	45-33
407 584	47-18
407 584	47-29
407 584	48-31
407 584	48-32
407 584	50-35
407 584	50-36
407 584	50-40
407 584	50-60
407 584	50-67
407 584	54-20
407 584	54-30a
407 584	54-31
407 584	55-15
407 584	57-29
407 584	57-30
407 584	60-43
407 584	60-45
407 584	62-10
407 584	62-27
407 584	65-73
407 584	65-78
407 584	66-37
407 584	66-41
407 584	67-50
407 584	67A-37
407 584	67A-50
407 584	68-28
407 584	68-38
407 584	68-73
407 584	71-14
407 584	71-15
407 584	76-24
407 584	76-26
407 584	76-33
407 584	77-38
407 584	77-41

Part Number	Fig. and Index
407 584	78-49
407 584	78-52
407 584	78-56
407 584	79-41
407 584	79-44
407 584	79-50
407 584	80-47
407 584	80-52
407 584	80-53
407 584	80-62
407 584	81-69
407 584	81-71
407 584	81-80
407 584	81-81
407 584	81-86
407 584	81-87
407 584	83-42
407 584	86-52
407 584	88-17
407 584	89-54
407 584	89-59
407 584	92-84
407 584	94-25
407 584	94-30
407 584	94-31
407 584	94-32
407 584	94-34
407 584	94-62
407 584	95-3
407 584	96-22
407 584	96-29
407 584	102-14
407 585	2-32
407 585	2-42
407 585	19-76
407 585	20-44
407 585	20-75
407 585	31-46
407 585	39-37
407 585	42-17
407 585	45-25
407 585	45-30
407 585	48-37
407 585	50-41
407 585	50-49
407 585	50-51
407 585	50-53
407 585	50-64
407 585	51-41
407 585	53-53
407 585	53-55
407 585	55-37
407 585	57-35
407 585	58A-33
407 585	61-15
407 585	62-25
407 585	66-40
407 585	67-54

Part Number	Fig. and Index
407 585	67A-53
407 585	68-57
407 585	79-44
407 585	80-47
407 585	82-25
407 585	83-40
407 585	93-4
407 585	93-42
407 585	94-60
407 585	96-24
407 585	97-6
407 586	11-67
407 586	11-76
407 586	19-15
407 586	19-60a
407 586	20-53
407 586	20-57
407 586	42-29
407 586	50-50
407 586	51-40
407 586	53-36
407 586	55-36
407 586	62-27
407 586	92-44
407 586	102-13
407 587	42-26
407 587	42-27
407 587	42-30
407 587	42-39
407 587	49-31
407 587	49-32
407 587	54-30
407 587	84-5
407 588	48-29
407 589	53-33
407 591	50-59
407 591	66-53
407 591	67-70
407 591	67A-61
407 591	67A-69
407 591	68-23
407 591	68-43
407 597v	42-26
407 600	19A-36
407 669v	65-76
407 674	60-46
407 674	62-9
407 675	55-41
407 675	57-33
407 675	57-34
407 677v	19A-36
407 680	19-60b
407 680	19A-48
407 682	62-9
407 684v	57-40
407 684v	94-39
407 694v	9-44

Part Number	Fig. and Index
407 800	29-36
407 800	67A-52
407 800	68-16
407 800	105-13
407 801	58-9
407 964	94-26
408 811	76-28
408 815	77-15
408 815	78-17
408 815	80-17
408 815	81-21
408 815	83-17
408 823v	16-20d
408 823v	17-12
408 832v	18-10
408 832v	78-48
410 011v	50-35
410 011v	50-36
410 013v	50-35
410 039	25-20
410 043	2-7
410 046	86-55
410 046	88-20
410 046	89-55
410 059v	25-20
411 349	50-54
411 530v	39-26
411 532v	39-25
411 532v	75-24
411 532v	86-58
411 532v	88-23
411 533v	39-21
411 533v	62-28
411 533v	81-74
411 534v	81-82
411 535v	39-71
411 537v	32A-13
411 539v	9-80
411 539v	10-55
411 540	23-20a
411 582	21-18
414 379v	38-67
414 467v	2-43
414 518	58A-32
414 761	20-29
414 761	20-56
414 762	25-20
414 762	58A-8
414 762	58A-30
414 763	2-33
414 763	21-20
414 763	45-16
414 763	45-27
414 763	45-28
414 763	45-35
414 763	74-21
414 769	19-12
414 769	20-54

PIPER PARTS CATALOG

Part Number	Fig. and Index
414 769	20-55a
414 777	20-55a
414 783v	45-44
414 793v	58A-17
415 104v	116-19
415 144	16-8
415 146	69-12
415 146	69-13
415 148	37-52
415 148	38-62
415 148	69-15
415 148	116-18
415 149	20-34
415 150	16-10
415 150	33-42
415 150	38-29
415 150	92-43
415 151	16-20d
415 151	82-21
415 152	98-35
415 171v	59-12
415 179v	45-38
415 181v	20-33
415 261	86-62
415 264	86-63
415 265v	88-28
415 267	89-58
415 309v	2-61
415 312v	2-60
415 320v	2-40
415 322v	9-44
415 374	57-39
415 376v	24-112
415 378v	19-15
415 378v	19A-36
415 379v	66-41
415 379v	67-8
415 379v	67A-8
415 379v	68-55
415 379v	82-7
415 379v	83-48
415 380v	39-56
415 447	72-22
415 447	72-23
415 447	73-22
415 447	73-23
415 448	21-18
415 448	38-60
415 448	72-19
415 448	72-24
415 448	73-24
415 448	73-25
415 448	116-20
415 449	21-15
415 449	38-24
415 449	38-26
415 449	45-29
415 449	58-4

Part Number	Fig. and Index
415 449	59-9
415 449	59-10
415 449	92-64
415 450	16-9
415 450	78-55
415 450	79-42
415 450	82-23
415 452	21-13
415 454	12-18
415 454	22-33
415 454	22-34
415 454	23-37
415 454	23-38
415 477	16-11
415 493	71-13
415 514	37-29
415 518	20-30
415 518	39-38
415 520	17-41
415 520	17-42
415 520	17-43
415 520	111-27
415 521	17-44
415 521	18-56
415 521	39-39
415 521	92-43
415 521	111-37
415 522	17-12
415 522	18-10
415 522	37-29
415 522	39-70
415 532v	39-32
415 533v	20-33
415 533v	81-24
415 533v	81-81
415 535	18-58
415 535	19-60a
415 535	39-17
415 535	81-75
415 535	81-76
415 535	81-77
415 535	92-64
415 535	95-5
415 536	17-45
415 536	18-57
415 536	81-73
415 536	83-38
415 537	18-57
415 537	21-13
415 539	24A-19
415 544	17-46
415 544	18-58
415 683v	21-14
415 736v	38-61
415 737	38-57
415 737	48-24
415 737	53-56
415 754	38-58

Part Number	Fig. and Index
415 754	67-53
415 754	67-56
415 754	86-57
415 974	88-22
416 098v	89-60
416 098v	89-62
416 209v	68-28
416 327v	2-40
416 329v	66-41
416 346v	53-55
416 347v	53-55
416 633v	58A-25
416 785v	75-25
416 785v	105-13
416 794	104-12
416 794	105-12
416 795	85-47
416 963	72-15
416 990v	60-46
416 993	62-11
416 993	76-29
416 993	79-46
416 994	60-50
416 995	38-28
416 995	60-45
416 995	72-17
416 995	72-18
416 995	73-28
416 995	74-15
416 995	88-63
416 995	104-15
416 996	74-14
416 997	20-32
416 997	38-25
416 997	60-47
416 997	88-64
417 695	38-56
417 771v	38-59
417 772v	73-26
417 774v	72-21
417 775	38-58
417 775	76-24
417 775	76-25
417 775	76-27
417 776	67-51
417 776	67A-51
417 776	76-30
417 778	76-32
417 778	76-33
417 781	93-40
418 420	72-14
418 420	73-20
418 420	76-28
418 420	77-37
418 420	78-54
418 420	79-43
418 420	80-45
418 420	81-72

Part Number	Fig. and Index
418 420	82-22
418 420	83-37
418 461v	77-6
418 461v	78-8
418 461v	80-8
418 461v	83-8
418 600v	79-51
418 600v	81-83
418 649v	79-50
418 650v	80-54
418 650v	81-84
418 942v	72-16
418 942v	73-21
419 590v	38-55
419 590v	39-52
419 594v	19-60d
419 594v	19A-52
419 594v	24-65d
419 596v	24A-20
419 641v	39-61
419 681v	20-42b
419 681v	22-30
419 681v	22-31
419 683	16-12
419 683	16-37
419 683	17-47
419 683	17-48
419 683	18-59
419 683	95-6
419 693	24-13
419 875v	16-44
419 875v	17-49
419 918	19A-36
419 918	20-53
419 918	20-57
419 920	59-9
419 920	59-10
419 920	59-11
419 920	86-64
419 923v	88-31
419 932v	71-12
419 933v	20-42b
419 933v	22-32
419 967v	19A-35
419 967v	95-10
420 692	16-17
424 000v	62-25
424 026v	65-76
424 026v	65-77
424 041v	19A-28
424 041v	19A-29
424 041v	19A-33
424 041v	93-36
424 041v	93-37
424 041v	93-38
424 041v	96-28
424 041v	96-30
424 050	53-57

PIPER PARTS CATALOG

Part Number	Fig. and Index
424 050	77-41
424 050	78-52
424 050	80-52
424 050	81-80
424 050	89-59
424 051	19-25
424 051	19-27
424 051	19-76
424 051	19A-20
424 051	19A-32
424 051	20-12
424 051	20-14
424 051	20-31
424 051	20-75
424 051	28-36
424 051	29-14
424 051	31-43
424 051	31-44
424 051	38-74
424 051	39-37
424 051	45-33
424 051	48-31
424 051	50-12
424 051	50-51
424 051	50-53
424 051	54-20
424 051	54-21
424 051	54-30a
424 051	54-31
424 051	60-43
424 051	60-44
424 051	65-78
424 051	69-14
424 051	70-7
424 051	71-17
424 051	76-23
424 051	76-26
424 051	77-38
424 051	77-39
424 051	77-46
424 051	78-49
424 051	78-50
424 051	78-58
424 051	79-44
424 051	79-45
424 051	80-47
424 051	80-50
424 051	80-62
424 051	81-23
424 051	81-70
424 051	81-71
424 051	81-87
424 051	83-42
424 051	86-52
424 051	86-53
424 051	88-17
424 051	88-18
424 051	88-20

Part Number	Fig. and Index
424 051	89-54
424 051	89-56
424 051	92-47
424 051	92-56
424 051	92-65
424 051	92-78
424 051	93-44
424 051	93-48
424 051	94-29
424 051	94-31
424 051	95-3
424 051	95-4
424 051	96-27
424 051	97-16
424 052	50-50
424 052	51-40
424 052	51-41
424 052	51-49
424 052	54-46
424 052	55-34
424 052	55-35
424 052	55-36
424 052	67A-61
424 052	68-23
424 052	86-60
424 052	92-45
424 052	93-43
424 053	86-60
424 053	88-25
424 053	89-57
424 053	92-53
424 053	92-67
424 053	92-86
424 054	92-41
424 054	92-52
424 054	92-69
424 055	92-48
424 058v	86-54
424 058v	88-19
424 058v	89-61
424 059	53-40
424 059	54-30
424 059	54-45
424 060	96-26
424 061	50-42
424 061	50-48
424 061	50-59
424 061	84-27
424 062v	92-88
424 095	22-11
424 095	23-10
424 095	48-29
424 095	48-37
424 095	53-31
424 123v	94-40
424 141v	19A-33
424 145	86-55
424 146	51-49

Part Number	Fig. and Index
424 146	65-76
424 147	65-77
424 147	86-55
424 147	88-20
424 162	19-27
424 162	20-14
424 163	19-25
424 163	20-12
424 163	53-57
424 169	94-28
424 172v	22-9
424 172v	23-8
424 174	31-43
424 175	86-53
424 175	88-18
424 175	89-56
424 176	63-11
424 177	63-11
424 178	19A-29
424 178	60-43
424 179	65-78
424 180v	94-31
424 181	54-20
424 181	63-12
424 184	63-13
424 185	95-4
424 187	29-14
424 187	54-46
424 192	22-10
424 192	23-9
424 195	63-11
424 204v	19-76
424 204v	20-75
424 205v	31-44
424 226	48-37
424 230v	48-29
424 357v	63-14
424 513	92-87
434 119v	87-20
434 120v	65-81
434 124	79-30
434 124	85-29
434 124	87-21
434 126	38-52
434 126	39-18
434 126	113-6
434 128	37-18
434 128	37-49
434 128	82-10
434 129	85-28
434 130	37-19
434 130	86-61
434 135	111-7
434 136	37-17
434 136	85-30
434 144	111-8
434 151v	60-40
434 155	60-39

Part Number	Fig. and Index
434 155	87-21
434 156	87-23
434 160v	60-41
434 160v	76-10
434 160v	79-29
434 163	87-32
434 172	87-22
434 172	87-46
450 030	102-15
450 035	102-15
450 397v	98-41
450 397v	99-41
450 611	34-6
450 658	33-9
450 741	98-17
450 741	99-18
450 742	98-18
450 742	99-16
450 745v	99-17
450 765v	33-1
450 909v	84-1
450 936v	84-1
450 937v	84-1
450 962v	66-4
451 103v	85-27
451 272	111-2
451 273	111-3
451 724v	48-5
451 724v	53-43
451 731v	55-47
451 734v	51-45
451 735	48-6
451 735	53-44
451 735	55-48
451 739v	51-46
451 752v	51-45
451 755	48-39
451 755	52-1
451 786v	61-13
451 823v	65-45
451 823v	99-48
451 823v	99-50
451 823v	99-52
451 823v	99-54
451 823v	99-56
451 831v	107-15
451 857	89-45
451 857	90-11
451 881	36-24
451 906v	42-32
451 907v	42-36
451 908v	42-37
451 939	36-17
452 009	54-27
452 015v	92-61
452 015v	94-59
452 332	48-22
452 333	48-23

PIPER PARTS CATALOG

Part Number	Fig. and Index
452 334v	48-8
452 334v	48-11
452 334v	48-42
452 334v	50-4
452 334v	54-50
452 334v	92-75
452 335	62-5
452 335	93-23
452 336v	93-24
452 366	51-12
452 368v	54-16
452 372v	96-5
452 383	92-75a
452 386v	29-12
452 386v	31-17
452 387v	4-29
452 387v	4-31
452 387v	5-38
452 387v	5-40
452 387v	47-7
452 387v	47-25
452 388v	96-20
452 389v	96-16
452 394v	15-25
452 395v	57-19
452 409v	98-37
452 410	98-37
452 410	99-62
452 413v	94-51
452 418v	94-50
452 445v	50-6
452 447v	51-23
452 459v	92-75
452 461v	92-75a
452 465v	98-37
452 465v	99-62
452 477v	51-20a
452 541v	103-28
452 558v	44-20
452 558v	44-23
452 561v	44-21
452 570v	44-19
452 571v	44-13
452 572v	42-25
452 573v	42-31
452 575v	54-5
452 575v	54-9
452 584	62-5a
452 606v	77-45
452 606v	78-57
452 619v	67A-63
452 619v	68-25
452 679v	29-48
452 686v	103-28
452 692v	29-48
452 729v	50-65
452 766v	49-10
452 766v	49-30

Part Number	Fig. and Index
452 935v	28-8
452 935v	43-7
453 124	49-17
453 124	51-35
453 124	53-12
453 124	53-24
453 124	55-32
453 141	19-49
453 141	20-63
453 141	24-66
453 158v	48-19
453 415	111-25
453 417	111-25
453 425v	119-31
453 425v	119A-50
453 426v	114-6
453 426v	115-10
453 426v	117-8
453 602v	101-8
453 616	35-17
453 616	89-48
453 639	98-9
453 639	99-22
453 656	90-24
453 674v	20-86
453 680	85-42
453 687v	33-29
453 695v	109-8
453 706v	29-15
453 706v	29-21
453 706v	29-27
453 714v	63-10
453 716v	33-31
453 720v	33-32
453 732	29-16d
453 732	31-2b
453 741v	8-13
453 741v	8-44
453 766	101-9
453 831	102-26
453 855	112-16
453 856v	19-62
453 856v	19A-54
453 856v	20-69
453 857v	19-62
453 901v	5-51
453 966v	2-59
454 053v	49-18
454 053	51-36
454 053	53-14
454 053	53-26
454 053	55-33
454 173	57-20
454 173	60-58
454 312v	80-25
454 656	113-11
454 656	115-18
454 656	118-49

Part Number	Fig. and Index
454 658	37-27
454 668v	101-4
454 668v	120-6
454 669v	101-4
454 670v	101-4
454 678v	101-4
454 700v	100-11
454 701v	100-12
454 706v	101-4
454 706v	120-6
454 707v	101-4
454 708v	37-27
454 708v	101-4
454 709v	28-19
454 709v	37-27
454 709v	107-17
454 710v	101-4
454 710v	107-17
454 719v	101-4
454 743v	28-19
454 743v	107-17
454 803	66-34
454 806	68-48
454 806	85-22
454 813	79-32
454 813	81-65
454 837v	35-26
454 837v	40-9
454 837v	66-35
454 837v	87-43
454 837v	122-26
454 838v	24-26
454 862	5-52
454 868	39-24
454 868	67-47
454 868	67A-47
454 868	68-52
454 868	81-68
454 873	100-7
454 885	40-11
454 887v	19-2d
454 887v	38-21
454 887v	39-19
454 887v	81-62
454 889	111-25
454 905	77-28
454 905	79-49
454 905	86-37
454 905	88-3
454 905	89-3
454 927	73-19
454 928	37-22
454 928	39-22
454 928	79-35
454 929	37-21
454 929	79-36
454 929	79-47
454 929	81-63

Part Number	Fig. and Index
454 929	82-12
454 930	73-18
454 930	81-64
454 932	81-61
454 933	37-23
454 935	67-49
454 935	67A-49
454 935	68-53
454 935	79-37
454 935	81-66
454 944	39-44
454 974	79-34
454 977	67-48
454 977	67A-48
454 977	81-67
454 983	40-10
454 983	67-44
454 983	79-31
454 983	80-46
454 983	82-9
454 983	83-35
454 983	87-50
454 983	102-10
454 983	102-19
454 983	102-23
454 983	102-27
454 983	118-56
454 988v	79-33
454 993v	38-22
454 993v	67-43
454 993v	67A-44
454 994v	38-53
454 997v	9-59
455 112v	66-18
455 124	49-16
455 124	51-34
455 124	53-13
455 124	53-25
455 124	55-31
455 151	102-6
455 173	65-49
455 173	85-54
455 356v	80-23
455 357v	80-22
455 357v	81-29
455 358v	80-21
455 359v	78-23
455 360v	77-20
455 360v	78-20
455 361v	77-21
455 361v	78-21
455 405v	65-50
455 405v	122-20
455 417v	119-82
455 932v	64-1
455 936v	60-3
455 944v	63-25
455 944v	64-33

PIPER PARTS CATALOG

Part Number	Fig. and Index
455 948v	63-25
455 948v	64-18
455 968v	63-25
455 968v	64-45
456 615v	43-14
456 703v	112-4
456 703v	112-21
456 728	104-6
456 728	105-6
456 738v	107-10
458 863v	65-87
458 864v	85-35
458 865v	65-53
458 871	85-32
458 875v	65-52
458 876	87-14
458 880	60-32
458 886	67-32
458 886	67A-32
458 891	63-22
458 891	65-54
458 893	119A-58
458 893	121-8
458 894	53-59
458 894	60-33
458 894	63-6
458 894	63-21
458 894	65-85
458 894	63-28
458 898	66-29
458 898	67-31
458 898	67A-31
458 900	60-60
458 900	65-55
458 901	88-61
458 901	89-20
458 904v	63-20
458 904v	65-57
458 904v	89-46
458 904v	122-32
458 905v	68-35
458 910	60-34
458 910	65-56
458 914	68-36
458 914	89-47
458 929	118-58
458 936	85-34
458 936	87-47
458 940	87-13
458 940	87-49
458 941	35-27
458 945	35-19
458 948	35-18
458 948	36-15
458 948	36-16
458 948	37-32
458 948	37-36
458 948	85-33

Part Number	Fig. and Index
458 948	119-55
458 958	35-20
458 958	36-18
459 441v	19-67
459 441v	20-40
459 849v	34-86
459 957v	54-28
460 463v	86-24
460 463v	86-41
460 463v	88-57
460 472v	65-68
460 594v	98-50
460 602v	101-23
460 602v	112-20
460 629	67-15
460 632	66-19
460 632	67A-15
460 632	68-12
460 651	85-41
460 685	78-47
460 685	79-24
460 685	80-36
460 685	81-36
460 685	82-19
460 685	83-30
460 691	51-25
460 691	53-6
460 691	53-41
460 691	54-3
460 691	54-7
460 691	54-33
460 801	2-27
460 801	54-33
460 807v	35-22
460 807v	36-20
460 836v	36-23
460 860	54-19
460 866	122-16
460 888	35-28
460 888	36-25
460 901v	65-43
461 131v	54-25
461 136	93-45
461 386v	27-4b
461 386v	27-6b
461 386v	27-15
461 386v	43-20
461 386v	43-23
461 386v	43-26
461 621	100-6
461 622	100-5
461 623	100-4
461 629v	99-66
461 629v	107-12
461 629v	107-28
461 629v	107-32
462 007v	26-7
462 007v	40-14

Part Number	Fig. and Index
462 008v	26-6
462 008v	40-13
462 012	98-4
462 012	99-5
462 019	90-2
462 019	90-17
462 023	35-4a
462 023	36-5
462 024	49-15
462 024	51-37
462 024	53-11
462 024	53-23
462 024	55-27
462 034	51-6
462 034	55-22
462 036v	53-27
462 055v	57-31
462 058	87-27
462 060	85-43
462 060	86-26
462 060	88-29
462 060	89-24
462 061	86-26
462 061	88-30
462 061	89-25
462 112v	42-4
463 372	2-34
463 372	3-22
463 372	4-36
463 380v	60-21
463 390v	111-6
463 401v	86-66
463 401v	88-56
463 403v	88-55
464 031v	19-42
464 031v	20-80
464 046v	19-66
464 048v	20-36
464 327	111-20
464 407v	111-20
464 412v	19A-51
464 412v	20-87
465 256	100-1
465 257v	100-2
465 258v	100-3
465 258v	107-31
467 064	111-5
467 066v	114-14
467 066v	118-45
468 002	111-16
468 006	111-17
469 600v	111-28
471 068	111-15
471 084v	31-51
472 017	58A-4
472 017	58A-16
472 017	74-5
472 017	75-5

Part Number	Fig. and Index
472 021v	21-9
472 034v	26-9
472 036	98-15
472 036	99-13
472 054	34-28a
472 054	34-37a
472 054	34-46
472 054	101-29
472 054	101-37
472 054	107-7
472 054	107-30
472 054	120-4
472 054	120-12
472 056v	101-22
472 056v	112-19
472 077v	21-19
472 081v	101-54
472 606v	80-61
472 606v	81-53
472 661	98-36
472 661	99-39
472 665	98-27
472 665	99-33
472 666	98-30
472 666	99-36
472 712v	33-18
472 724v	26-8
472 736	98-20
472 736	99-19
472 822v	109-6
472 823v	109-5
472 824v	109-7
472 834v	107-5
472 844v	107-6
472 844v	107-29
472 877v	27-12
472 895v	106-8
472 896v	106-8
472 908v	26-8
472 908v	27-11
472 969v	33-20
472 969v	34-29
472 987v	106-8
472 988v	106-8
473 185v	24-29
473 187v	27-4a
473 187v	27-6a
473 187v	27-14
473 187v	43-19
473 187v	43-22
473 187v	43-25
473 617v	Misc
473 618v	Misc
474 107v	21-22
474 842v	111-29
474 652v	111-21
474 655v	111-34
475 111v	66-6

PIPER PARTS CATALOG

Part Number	Fig. and Index
475 111v	67-13
475 114v	66-6
475 131v	67-13
475 131v	67A-13
475 131v	68-10
475 210v	28-5
475 210v	43-4
476 643	37-38
476 643	37-41
476 643	65-60
476 643	118-59
476 643	122-31
476 647	37-37
476 647	37-44
476 647	85-53
476 647	118-57
476 647	121-8
476 648	55-46
476 648	65-59
476 662	86-30
476 662	88-54
476 664	66-31
476 664	67-33
476 664	67A-71
476 673	104-7
476 673	105-7
476 678	85-39
476 678	87-19
476 689v	85-40
476 690v	86-68
477 611v	113-24
477 611v	119-76
477 611v	119-84
477 611v	119A-59
477 618	60-42
477 618	65-72
477 619	87-34
477 620	88-62
477 620	89-22
477 621	68-40
477 621	89-49
477 627	87-38
477 628	87-30
477 628	87-35
477 629	65-71
477 629	66-53
477 629	67-70
477 629	67A-69
477 629	68-43
477 629	85-46
477 629	87-36
477 629	87-37
477 631	85-45
477 631	87-48
477 640v	45-38
477 640v	45-44
477 640v	58A-8
477 640v	58A-17

Part Number	Fig. and Index
477 668v	66-58
477 668v	67A-37
477 668v	68-73
477 671	76-27
477 672v	2-33
477 672v	2-33
477 672v	2-43
477 672v	21-16
477 672v	21-18
477 672v	45-15
477 672v	45-16
477 672v	45-27
477 672v	45-35
477 672v	47-17
477 672v	72-23
477 672v	72-24
477 672v	73-22
477 673v	20-29
477 673v	72-22
477 673v	73-23
477 674v	2-33
477 674v	58-4
477 680v	86-31
477 680v	86-42
477 680v	88-58
477 683v	25-20
477 696v	16-20d
477 696v	17-12
477 696v	18-10
477 696v	24-112
477 708v	29-5
477 708v	31-45
477 708v	32A-9
477 718v	66-42
477 750v	65-67
477 778v	24A-19
477 816v	58A-21
477 816v	58A-29
477 887v	48-26
477 887v	67-71
479 402v	68-26
480 063v	57-18
480 592v	31-41
480 650	67-61
480 683	96-7
480 690v	30-14
480 694	19-26
480 694	20-13
480 696	93-16
480 698	93-17a
480 700	51-13
480 701	29-14e
480 701	29-27d
480 701	30-12
480 701	31-36
480 702	29-21d
480 715v	93-17
480 727v	30-13

Part Number	Fig. and Index
480 730v	96-21
480 730v	96-23
480 730v	96-25
480 732	29-13
480 732	31-35
480 733v	93-17a
480 777v	31-41
480 789v	31-42
480 790v	31-37
480 800v	19A-30
480 801v	31-37
481 214	106-1
481 625v	92-39
481 640v	94-24
481 640v	113-12
481 640v	118-50
481 640v	119-72
481 640v	119A-55
481 651	92-86
481 651	96-8
481 701v	86-1
481 708v	88-21
481 708v	89-18
481 772	8-20
484 198	58A-17
484 198	58A-21
484 209v	107-16
484 209v	107-23
484 222v	107-11
484 223v	107-16
484 224v	29-45
484 229v	113-18
484 234v	112-18
484 299v	26-7
484 299v	40-14
484 300v	26-7
484 300v	40-14
484 303v	112-3
484 305v	74-27
484 305v	75-21
484 307v	85-48
484 348	85-38
484 349v	66-30
484 359	86-27
484 359	88-51
484 359	89-21
484 373	99-3
484 373	104-10
484 373	105-10
484 375v	111-4
484 375v	112-5
484 385v	19-51
484 385v	20-65
484 385v	24-68
484 416v	112-6
484 428	58A-17
484 428	74-32
484 436v	112-7

Part Number	Fig. and Index
484 461v	112-22
484 467v	107-33
484 483v	75-17
484 498v	101-19E
484 524v	113-19
484 684v	51-7
484 684v	55-24
484 685v	51-8
484 685v	55-25
484 691v	24-117
484 698	49-13
484 698	61-4
484 701	60-8
484 701	64-9
484 701	64-31
484 705	49-19
484 706	54-40
484 706	60-13
484 706	64-10
484 706	64-25
484 711	9-55
484 711	53-17
484 714	55-23
484 719v	54-4
484 719v	54-8
484 720	49-20
484 723	51-9
484 727v	60-9
484 733	49-12
484 746v	53-18
484 747v	94-47
484 748v	50-2e
484 748v	54-41
484 748v	64-14
484 748v	64-22
484 769v	53-10
484 770v	49-13
484 788v	64-40
484 788v	65-48
484 789v	53-22
484 790v	51-4
484 790v	55-5
484 792v	9-9d
484 792v	10-35
484 796v	49-14
484 799v	51-5
484 799v	55-21
484 800v	49-12
484 828v	51-32a
484 828v	55-25a
484 840v	74-19b
484 840v	75-20
484 879v	68-39
486 126v	42-18
486 145v	19A-35
486 160v	19-69
486 160v	20-38
486 188v	53-9

PIPER PARTS CATALOG

Part Number	Fig. and Index
486 218v	45-44
486 218v	58A-21
486 218v	58A-29
486 218v	58A-31
486 221	39-30
486 281v	110-18
486 281v	110A-12
486 286v	18-53
486 286v	18-54
486 286v	18-55
486 416v	113-17
486 457v	42-35
486 545v	78-24
486 589v	76-4
486 589v	79-8
486 896v	113-24
486 896v	119-83
486 896v	119-86
486 896v	119A-63
487 147v	19-71
487 147v	20-77
487 560	38-35
487 560	24-25
487 560	39-50
487 574v	8-45
487 629	24-12
487 674v	8-43
487 674v	21-11
487 674v	22-28
487 674v	23-34
487 707	74-30
487 707	75-26
487 713v	67-62
487 727v	67-62
487 777	98-13
487 777	99-11
487 844v	100-15
487 868v	100-17
487 901v	114-12
487 901v	115-7
487 901v	118-47
487 904	96-41
487 904	101-28
487 922v	65-40
487 925v	107-13
487 936v	101-38
488 310	37-16a
488 310	37-43
488 310	113-26
488 310	119-85
488 310	119A-51
488 315	119-82
488 316v	65-83
488 318	85-36
488 318	85-52
488 320v	65-61
488 327	65-41
488 327	77-29

Part Number	Fig. and Index
488 327	78-29
488 327	80-37
488 327	81-51
488 380	37-16
488 380	37-16a
488 380	113-27
488 462v	98-6
488 474	37-39
488 474	37-42
488 474	65-64
488 474	113-26
488 474	118-60
488 485v	112-8
488 499v	63-23
488 499v	65-62
488 545v	98-6
488 545v	99-9
488 722v	37-4
489 440v	101-19a
489 910	92-59
489 910	93-46
489 910	96-34
491 048	85-38
491 050	60-31
491 050	63-19
491 050	65-65
491 050	66-44
491 050	67-75
491 050	85-51
491 050	87-29
491 052	89-43
491 053	86-29
491 053	86-43
491 053	88-15
491 053	88-53
491 053	89-44
491 055	66-32
491 055	67-34
491 055	67A-34
491 055	68-67
491 055	87-17
491 056v	87-18
491 060	60-35
491 063	65-66
491 063	85-44
491 063	87-16
491 064	87-15
491 083v	86-43
491 084v	86-28
491 084v	88-52
492 022	90-15
492 022	90-20
492 041v	65-42
492 065	35-5
492 065	36-6
492 100	37-30
492 153v	90-7b
492 153v	90-19b

Part Number	Fig. and Index
492 153v	91-14b
492 240v	36-6
492 278v	90-15
492 278v	91-5
492 278v	91-15
492 290v	86-4
492 290v	88-32
492 338v	27-4
492 338v	27-6
492 339v	27-13
494 001	16-12
494 001	16-37
494 001	17-47
494 001	17-48
494 001	18-59
494 001	20-42v
494 001	22-31
494 001	95-6
494 003	24-13
494 004	86-63
494 004	88-28
494 004	89-58
494 025	49-27
494 037	58A-21
494 037	58A-25
494 037	75-25
494 040v	65-80
494 060	74-3
494 060	75-3
494 066	94-35
494 081	45-16
494 081	45-27
494 081	45-35
494 087	104-12
494 087	105-12
494 087	105-13
494 093v	96-21
494 093v	96-23
494 093v	96-25
494 101	2-33
494 101	2-43
494 101	45-44
494 101	45-28
494 101	58A-8
494 101	58A-17
494 101	58A-29
494 101	58A-30
494 101	58A-31
494 101	58A-32
494 108v	37-29
494 114v	55-30
494 133v	31-46
494 141v	19-69
494 141v	20-38
494 159v	113-1a
494 177v	64-43
494 191v	91-22
494 192v	65-74

Part Number	Fig. and Index
494 227v	66-41
494 227v	67-8
494 227v	67A-8
494 227v	68-55
494 227v	82-7
494 227v	83-48
494 235v	65-79
494 678v	111-26
510 058v	2-33
515 710	24-114
519 851v	5-53
524 145v	77-41
524 145v	78-52
524 145v	80-52
524 145v	81-80
524 145v	83-42
544 710v	39-28
544 827v	39-55
548 039	34-6
548 040v	34-6
548 068v	34-4
548 070v	34-4
548 071v	34-4
548 097v	34-3
548 120v	34-4
548 121v	34-4
548 153v	34-6
548 190v	33-9
548 190v	33-9
548 190v	34-7
548 230v	34-4
548 231v	34-4
548 330v	34-6
548 331v	34-6
548 343v	34-23
548 407v	34-6
550 434v	22-17
550 465v	34-23
550 483v	33-9
550 483v	33-9
550 483v	34-7
550 487v	98-3
550 487v	99-4
550 488	34-6
550 489	34-6
550 491	34-6
550 493	33-7
550 493	34-6
550 503v	91-9
550 504v	91-19
550 512v	33-2
550 512v	34-4
550 543v	34-62
550 548v	34-62
550 549v	34-63
550 559	119-15
550 559	119A-15
550 597v	34-3

PIPER PARTS CATALOG

Part Number	Fig. and Index
550 614v	33-5
550 614v	34-1
550 629v	33-17
550 629v	34-22
550 640	116-1
550 642	116-2
550 643	116-1
550 646	33-4
550 647	33-3
550 654v	33-2
550 654v	34-4
550 657v	33-2
550 657v	34-4
550 662	33-47
550 662	34-24
550 777	116-2
550 778	117-18
550 778	118-11
550 778	119-14
550 778	119A-14
550 779	116-1
550 780	117-5
550 781	118-12
550 904v	84-1
550 936v	66-4
550 936v	82-8
550 936v	83-20
550 936v	84-1
550 937v	67-11
550 937v	67A-11
550 937v	68-8
550 937v	84-1
550 941v	67-11
550 941v	67A-11
550 941v	84-1
551 114	117-10
551 114	118-39
551 114	119-16
551 114	119A-16
551 216	109-1
551 232v	109-2
551 368v	29-31
551 376v	32-8
551 390v	29-31
551 391v	29-30
551 391v	32B-18
551 392v	29-29
551 396v	29-48
551 706v	53-45
551 706v	55-49
551 706v	61-1
551 725v	55-49
551 725v	61-1
551 765v	53-46
551 765v	55-50
551 765v	56-1
551 766v	48-39
551 766v	52-1

Part Number	Fig. and Index
551 770v	55-50
551 770v	56-1
551 772v	51-47
551 772v	52B-1
551 773v	48-39
551 773v	52A-1
551 779v	48-39
551 785v	48-39
551 785v	52-1
551 792v	51-47
551 792v	52-1
551 799v	52A-1
551 876v	65-69
551 959v	32B-3a
551 983v	42-2
551 983v	108-1
551 986v	78-59
551 986v	80-64
551 986v	81-88
553 230v	42-10
553 266v	45-34
554 050v	38-44
554 051v	80-24
554 051v	81-31
554 224v	98-45
554 350v	81-30
554 361v	28-35
554 375v	39-12
554 422v	31-8
554 487v	39-13
554 659v	122-28
554 678v	42-38
554 678v	43-16
554 686v	111-35
554 701	67-45
554 701	67A-45
554 701	68-50
554 714v	44-17
554 734v	55-43
554 753v	32A-11
554 757	78-28
554 757	80-35
554 757	81-50
554 757	83-21
554 761v	42-3
554 763v	24-26
554 772v	39-43
554 775	68-51
554 793v	36-29
554 797	89-51
554 827v	38-54
554 837v	38-20
554 848	69-7
554 848	70-5
554 859v	39-23
554 859v	39-29
554 861	28-30
554 861	35-30

Part Number	Fig. and Index
554 861	36-30
554 861	36-31
554 861	37-4
554 861	37-40
554 861	37-50
554 861	90-13
554 861	113-22
554 861	118-41
554 861	119-4
554 861	119A-4
554 861	121-9
554 881v	67-46
554 881v	67A-46
554 881v	68-54
554 883v	67-40
554 883v	67A-40
554 883v	68-45
554 885	39-27
554 888	9-75
554 888	10-46
554 888	35-25
554 888	36-28
554 888	122-27
554 890v	38-21
554 890v	76-19
554 896v	38-19
554 896v	38-20
554 896v	38-70
554 896v	39-45
554 925	39-42
554 926	38-76
554 926	39-41
554 926	43-11
554 936	28-31
554 979	54-26
554 979	92-60
554 979	93-47
554 979	94-3
554 979	96-35
554 984v	89-50
554 985v	35-24
554 985v	36-27
554 998	60-36
555 412v	42-1
555 421v	111-9
555 422v	111-9
555 422v	111-9
555 457v	44-2
555 501v	111-9
555 563v	31-9
555 564v	31-9
555 565v	31-9
555 566v	31-9
555 567v	31-9
555 568v	31-9
555 731	110-17
555 815v	81-28
555 846v	67A-38

Part Number	Fig. and Index
555 846v	68-46
555 884v	31-9
555 885v	31-9
555 886v	31-9
555 887v	31-9
555 888v	31-9
555 889v	31-9
555 890v	31-9
555 891v	31-9
555 953v	31-9
555 954v	31-9
555 955v	31-9
555 956v	31-9
555 957v	31-9
556 105v	37-5
556 236v	31-9
556 237v	31-9
556 238v	31-9
556 239v	31-9
556 342v	31-9
556 343v	31-9
556 344v	31-9
556 391v	68-34
556 705v	31-9
558 778v	122-19
558 816v	65-31
558 826v	65-51
558 830v	85-34
558 830v	87-33
558 831v	85-35
558 900	35-21
558 900	36-19
558 908v	66-29
558 912	36-21
558 912	36-22
558 916v	86-23
558 918v	86-69
560 774v	122-25
560 775v	122-24
560 951v	90-11
565 288	99-60
565 416v	107-8
565 441v	42-24
565 516v	101-21
565 523v	111-30
565 576v	42-23
565 578v	42-24
571 056v	86-46
571 069v	33-23
571 087v	114-13
571 087v	118-48
571 131v	30-17
571 136v	27-16
571 149v	29-6a
571 149v	31-12
571 162v	28-26
571 162v	101-50
571 162v	107-19

PIPER PARTS CATALOG

Part Number	Fig. and Index
579 306v	23-25
579 307v	24-57
579 309v	24-58
579 310v	20-59
579 311v	24-60
579 313v	24-61
579 314v	24-62
579 315v	19A-7
579 400v	23-25
579 401v	24-57
579 403v	24-58
579 404v	20-59
579 405v	24-60
579 407v	24-61
579 408v	24-62
579 409v	19A-7
579 420v	32B-3a
579 421v	32B-3a
579 422v	32B-3a
579 423v	32B-3a
579 424v	32B-3a
579 474v	19A-5
579 474v	20-62a
579 474v	24-65c
579 474v	32B-7
579 500v	24-30
579 501v	24-30
579 502v	24-30
579 503v	24-30
570 507v	19A-5
570 507v	20-62a
579 507v	24-65c
579 507v	32B-7
579 508v	19A-5
579 508v	20-62a
579 508v	24-65c
579 508v	32B-7
579 509v	19A-5
579 509v	20-62a
579 509v	24-65c
579 509v	32B-7
579 510v	19A-5
579 510v	20-62a
579 510v	24-65c
579 510v	32B-7
579 515v	24-30
579 516v	24-30
579 517v	24-30
579 518v	24-30
579 519v	23-25
579 520v	23-25
579 521v	23-25
579 522v	23-25
579 523v	24-57
579 524v	24-57
579 525v	24-57
579 526v	24-57
579 531v	24-58

Part Number	Fig. and Index
579 532v	24-58
579 533v	24-58
579 534v	24-58
579 535v	20-59
579 536v	20-59
579 537v	20-59
579 538v	20-59
579 539v	24-60
579 540v	24-60
579 541v	24-60
579 542v	24-60
579 547v	24-61
579 548v	24-61
579 549v	24-61
579 550v	24-61
579 551v	24-62
579 552v	24-62
579 553v	24-62
579 554v	24-62
579 555v	19A-7
579 556v	19A-7
579 557v	19A-7
579 558v	19A-7
579 597v	24-60
579 598v	24-60
579 599v	24-60
579 600v	24-60
579 601v	24-60
579 667v	24-60
579 668v	24-60
579 669v	24-60
579 670v	24-60
579 672v	24-60
579 754v	24-62
579 755v	24-62
579 756v	24-62
579 757v	24-62
579 758v	24-62
579 759v	24-62
579 772v	24-61
579 773v	24-61
579 774v	24-61
579 775v	24-61
579 776v	24-61
579 777v	24-61
579 778v	19-46
579 779v	19-46
579 780v	19-46
579 781v	19-46
579 782v	19-46
579 783v	19-46
579 784v	24-60
579 785v	24-60
579 786v	24-60
579 787v	24-60
579 788v	24-60
579 789v	24-60
579 790v	20-59

Part Number	Fig. and Index
579 791v	20-59
579 792v	20-59
579 793v	20-59
579 794v	20-59
579 795v	20-59
579 796v	24-58
579 797v	24-58
579 798v	24-58
579 799v	24-58
579 800v	24-58
579 801v	24-58
579 802v	24-57
579 803v	24-57
579 804v	24-57
579 805v	24-57
579 806v	24-57
579 807v	24-57
579 914v	23-25
579 915v	23-25
579 916v	23-25
579 917v	23-25
579 918v	23-25
579 919v	23-25
580 414v	24-57
580 415v	24-57
580 416v	24-57
580 417v	24-57
580 418v	24-57
580 419v	24-57
580 420v	24-58
580 421v	24-58
580 422v	24-58
580 423v	24-58
580 424v	24-58
580 425v	24-58
580 426v	20-59
580 427v	20-59
580 428v	20-59
580 429v	20-59
580 430v	20-59
580 431v	20-59
580 432v	22-17
580 433v	22-17
580 435v	22-17
580 436v	22-17
580 437v	22-17
580 444v	24-60
580 445v	24-60
580 446v	24-60
580 447v	24-60
580 448v	24-60
580 449v	24-60
580 450v	19-46
580 451v	19-46
580 452v	19-46
580 453v	19-46
580 454v	19-46
580 455v	19-46

Part Number	Fig. and Index
580 456v	24-61
580 457v	24-61
580 458v	24-61
580 459v	24-61
580 460v	24-61
580 461v	24-61
580 462v	24-62
580 463v	24-62
580 464v	24-62
580 465v	24-62
580 466v	24-62
580 467v	24-62
580 699v	23-25
580 703v	20-59
580 709v	19A-7
580 731v	19A-5
580 731v	20-62a
580 731v	24-65c
580 731v	32B-7
580 732v	24-57
580 734v	24-60
580 760v	24-30
580 761v	24-30
581 025v	34-71
581 025v	74-2
581 035v	33-30
581 126v	113-1b
581 177v	19-72
581 177v	20-78
581 312	122-33
581 330v	97-7
581 332v	97-8
581 489v	19-68
581 489v	20-39
581 928v	17-51
581 928v	18-52
581 928v	19-60
582 172v	103-31
582 199v	102-25
583 228v	87-12
584 006v	111-36
584 140v	58A-21
585 015v	111-22
587 221v	19-65
587 221v	20-37
587 299v	29-9
587 299v	31-16
587 381v	19A-25
587 384v	68-23
587 396v	62-24
587 398v	19A-19
587 404v	31-48
587 594	58A-17
587 594	58A-21
587 807v	112-10
587 808v	112-11
587 808v	112-12
587 808v	112-13

PIPER PARTS CATALOG

Part Number	Fig. and Index
587 809v	112-14
587 844v	107-14
587 847v	65-39
587 862v	96-2b
587 903v	107-24
587 923v	120-5
587 952v	110-13
587 961v	66-52
587 961v	67-68
587 961v	67A-68
587 961v	68-66
587 990v	66-57
587 990v	67-73
587 990v	67A-64
587 990v	68-59
587 990v	122-17
588 011v	110-14
588 011v	110B-10
588 030v	110A-6
588 109v	28-25
588 110v	107-3
588 110v	107-25
588 110v	119A-39
588 356v	112-17
588 391v	85-37
588 432v	101-45
588 436v	85-52
588 469v	66-56
588 469v	67-72
588 469v	67A-65
588 469v	68-49
588 826v	65-51
589 688v	43-10
591 026v	25-4
591 027v	25-4
591 028v	25-4
591 030v	25-4
591 031v	25-3
591 032v	25-3
591 033v	25-3
591 035v	25-3
591 042v	25-1
591 043v	25-1
591 044v	25-1
591 046v	25-1
591 047v	25-1
591 048v	25-1
591 049v	25-1
591 051v	25-1
591 052v	25-2
591 053v	25-2
591 054v	25-2
591 056v	25-2
591 057v	25-2
591 058v	25-2
591 059v	25-2
591 061v	25-2
591 062v	25-5

Part Number	Fig. and Index
591 063v	25-5
591 064v	25-5
591 066v	25-5
591 067v	25-15
591 068v	25-15
591 069v	25-15
591 071v	25-15
591 072v	25-6
591 073v	25-6
591 074v	25-6
591 076v	25-6
591 077v	25-11
591 078v	25-11
591 079v	25-11
591 081v	25-11
591 082v	25-11
591 083v	25-11
591 084v	25-11
591 086v	25-11
591 087v	25-10
591 088v	25-10
591 089v	25-10
591 091v	25-10
591 092v	25-10
591 093v	25-10
591 094v	25-10
591 096v	25-10
591 097v	25-12
591 098v	25-12
591 099v	25-12
591 101v	25-12
591 102v	25-8
591 103v	25-8
591 104v	25-8
591 106v	25-8
591 107v	25-8
591 108v	25-8
591 109v	25-8
591 111v	25-8
591 112v	25-12
591 113v	25-12
591 114v	25-12
591 116v	25-12
591 117v	25-9
591 118v	25-9
591 119v	25-9
591 121v	25-9
591 122v	25-13
591 123v	25-13
591 124v	25-13
591 126v	25-13
591 132v	25-7
591 133v	25-7
591 134v	25-7
591 136v	25-7
591 137v	25-7
591 138v	25-7
591 139v	25-7

Part Number	Fig. and Index
591 141v	25-7
591 405v	25-25
591 406v	25-25
591 407v	25-25
591 409v	25-25
591 410v	25-24
591 411v	25-24
591 412v	25-24
591 414v	25-24
591 415v	25-24
591 416v	25-24
591 417v	25-24
591 418v	25-24
591 419v	25-25
591 420v	25-25
591 421v	25-25
591 422v	25-25
591 483v	25-24
591 484v	25-24
591 485v	25-25
591 486v	25-25
591 501v	25-4
591 502v	25-4
591 503v	25-3
591 504v	25-3
591 509v	25-1
591 510v	25-1
591 511v	25-1
591 512v	25-1
591 513v	25-2
591 514v	25-2
591 515v	25-2
591 516v	25-2
591 517v	25-5
591 518v	25-5
591 519v	25-15
591 520v	25-15
591 521v	25-6
591 522v	25-6
591 523v	25-12
591 524v	25-12
591 525v	25-12
591 526v	25-12
591 528v	25-13
591 529v	25-13
591 531v	25-7
591 532v	25-7
591 533v	25-7
591 534v	25-7
591 539v	25-25
591 540v	25-25
591 541v	25-24
591 542v	25-24
591 553v	25-8
591 554v	25-8
591 555v	25-8
591 556v	25-8
591 557v	25-10

Part Number	Fig. and Index
591 558v	25-10
591 559v	25-10
591 560v	25-10
591 563v	25-9
591 564v	25-9
591 565v	25-11
591 566v	25-11
591 567v	25-11
591 568v	25-11
591 569v	25-6
591 600v	25-24
591 601v	25-24
591 602v	25-24
591 603v	25-24
591 604v	25-25
591 605v	25-25
591 606v	25-25
591 607v	25-25
591 620v	25-4
591 621v	25-4
591 622v	25-4
591 623v	25-4
591 624v	25-3
591 625v	25-3
591 626v	25-3
591 627v	25-3
591 628v	25-1
591 629v	25-1
591 630v	25-1
591 631v	25-1
591 632v	25-1
591 633v	25-1
591 634v	25-1
591 635v	25-1
591 636v	25-2
591 637v	25-2
591 638v	25-2
591 639v	25-2
591 640v	25-2
591 641v	25-2
591 642v	25-2
591 643v	25-2
591 644v	25-5
591 645v	25-5
591 646v	25-5
591 647v	25-5
591 648v	25-15
591 649v	25-15
591 650v	25-15
591 651v	25-15
591 652v	25-6
591 653v	25-6
591 654v	25-6
591 655v	25-6
591 656v	25-12
591 657v	25-12
591 658v	25-12
591 659v	25-12

PIPER PARTS CATALOG

Part Number	Fig. and Index
591 660v	25-12
591 661v	25-12
591 662v	25-12
591 663v	25-12
591 668v	25-13
591 669v	25-13
591 670v	25-13
591 671v	25-13
591 672v	25-7
591 673v	25-7
591 674v	25-7
591 675v	25-7
591 676v	25-7
591 677v	25-7
591 678v	25-7
591 679v	25-7
591 688v	25-25
591 689v	25-25
591 690v	25-25
591 691v	25-25
591 692v	25-24
591 693v	25-24
591 694v	25-24
591 695v	25-24
591 716v	25-8
591 717v	25-8
591 718v	25-8
591 719v	25-8
591 720v	25-8
591 721v	25-8
591 722v	25-8
591 723v	25-8
591 724v	25-10
591 725v	25-10
591 726v	25-10
591 727v	25-10
591 728v	25-10
591 729v	25-10
591 730v	25-10
591 731v	25-10
591 744v	25-9
591 745v	25-9
591 746v	25-9
591 747v	25-9
591 748v	25-6
591 749v	25-6
591 750v	25-6
591 751v	25-6
591 768v	25-11
591 769v	25-11
591 770v	25-11
591 771v	25-11
591 772v	25-11
591 773v	25-11
591 774v	25-11
591 775v	25-11
594 003v	58A-17
594 003v	58A-21

Part Number	Fig. and Index
596 032v	114-18
596 059v	111-9
596 118v	111-13
596 138v	109-3
596 181v	109-3
596 235v	119-24
596 236v	119-20
596 236v	119A-20
596 235v	119A-24
596 244v	119-46
596 244v	119A-40
596 332v	111-33
596 605v	121-1
596 664v	111-33
596 755	119-14
596 755	119A-14
597 206v	122-2
597 207v	122-4
597 208v	122-3
597 257	110B-3
597 426v	121-1
597 461v	110B-1
688 164v	117-19
688 164v	119-45
688 164v	119A-39
750 063	52-6
751 118	34-23
751 118	82-15
751 118	83-26
751 201	98-32
751 201	99-30
751 201	99-38
751 201	106-12
751 202	98-29
751 202	99-30
751 202	99-35
751 202	106-12
751 203	98-22
751 203	99-21
751 262	116-4
751 276	118-1a
751 278	114-2
751 278	118-10
751 283	117-2
751 284	118-5
751 287	119-11
751 300	119-18
751 300	119A-18
751 301	118-1b
751 312v	105-7
751 314v	119-10
751 314v	119-10a
751 314v	119A-10
751 316	110-3
751 318	110-4
751 319	110-5
751 342v	119-12
751 342v	119-12a

Part Number	Fig. and Index
751 347v	119-11
751 347v	119A-11
751 369	55-8
751 381	98-28
751 381	98-31
751 381	99-31
751 381	99-34
751 381	99-37
751 381	106-13
751 384	52-11
751 405	52-11
751 412	116-23
751 453v	33-19
751 461	117-4a
751 461	118-8b
751 489	52-6
751 489	56-7
751 494	52-3
751 494	52-5
751 494	56-3
751 494	56-6
751 525	116-12
751 772	56-9
751 796	86-7
751 796	88-35
751 799	86-3
751 810	56-12
751 815	35-6
751 815	36-7
751 819	52-9
751 820	84-19
751 859	35-4
751 859	36-4
751 871	86-5
751 871	88-33
751 872	86-2
751 889v	60-7
751 897v	114-7
751 897v	115-12
751 906v	118-17
751 906v	119-53
751 906v	119A-43
751 912v	33-53
751 912v	34-25
751 954	116-11
751 955v	103-5
751 956v	103-13
751 987	117-9
752 020	84-2
752 096v	33-13
752 097v	33-14
752 098v	33-15
752 100v	33-11
752 101v	33-11
752 102v	33-12
752 301	19-55
752 301	20-22
752 307	98-38

Part Number	Fig. and Index
752 307	99-63
752 328	100-21
752 333	116-8
752 342v	61-7
752 342v	61-11
752 511	84-6
752 513	84-26
752 533	84-12
752 534	84-7
752 571v	52A-13
752 571v	52B-10
752 584v	64-39
752 585v	50-2b
752 585v	64-41
752 595v	50-2a
752 596v	50-2c
752 826	61-8
752 826	61-12
752 830	52-10
752 830	56-10
752 855	60-16
752 855	64-17
752 882	52-7
752 892	100-20
752 965	61-19
752 966	61-18
753 039v	103-15
753 085v	44-14
753 128	52-2
753 129	52-4
753 172	60-10
753 172	64-11
753 375v	103-3
753 376v	103-10
753 380v	103-9
753 381	60-14
753 381	64-15
753 407	61-14
753 430v	61-17
753 431	98-21
753 431	99-20
753 448	52-6
753 460v	118-21
753 461	84-3
753 463	84-15
753 464	84-20
753 465	84-20
753 473	56-15
753 642v	116-7
753 692v	Misc
753 693	118-1
753 721	114-1
753 721	117-1
753 721	118-2
753 721	118-3
753 850	61-20
753 876v	116-9
753 880	116-25

PIPER PARTS CATALOG

Part Number	Fig. and Index
753 910	35-3
753 910	36-3
753 917v	64-2
753 923v	56-18
753 936v	61-2
753 956v	60-4
753 977v	114-4
753 977v	118-23
753 979v	118-24
753 980v	114-8
753 980v	115-4
753 980v	117-6
753 980v	118-14
753 980v	119-19
753 980v	119-29
753 980v	119A-19
754 366	116-5
754 575v	35-1
754 575v	36-1
754 614v	56-4
754 643v	56-4
754 804v	52-9
754 814v	84-19
754 815	84-19
754 816v	86-7
754 816v	88-35
754 816v	89-15
754 826	84-19
754 827v	108-5
754 834v	117-23
754 843v	117-23
754 848v	64-42
754 855v	52A-10
754 856v	52B-6
755 028v	64-32
755 042	106-5
755 048v	52-3a
755 049v	91-9a
755 049v	91-19a
755 075	99-32a
755 075	106-15
755 076	99-32b
755 076	106-16
755 082v	64-52
755 200	105-6
755 222	84-2
755 232v	108-9
755 271v	108-18
755 272v	42-23
755 422v	33-14
755 427	33-3
755 427	34-8
755 428	33-4
755 428	34-5
755 432v	116-1
755 472v	119-14
755 800	84-9
755 810	64-8

Part Number	Fig. and Index
755 846v	103-4
755 857	64-12
755 858	64-13
755 882v	60-19
755 882v	64-5
755 885v	61-9
755 886v	61-10
755 887v	61-3
755 916v	64-3
755 917v	64-7
755 919	86-6
755 919	88-34
755 919	89-17
755 929	56-11
755 930	56-13
755 932	84-8
755 934	84-16
755 935	84-30
755 943v	103-7
755 944v	103-11
755 945v	103-12
755 948v	60-5
755 949v	60-6
755 950v	60-20
755 964	52-14
755 968	84-14
755 972	84-21
755 990	118-13
755 992	84-18
755 993	84-18
755 994	84-28
755 996v	50-2d
755 997v	54-42
755 998v	50-2f
755 999	56-8
756 007v	52-14
756 008v	52-10
756 016v	64-54
756 018v	64-53
756 019v	64-30
756 035v	86-11
756 035v	88-39
756 036v	86-8
756 036v	88-36
756 037	99-27
756 037	106-9
756 044v	79-6
756 052	114-2a
756 052	118-10a
756 053v	54-42a
756 053v	50-2e
756 060v	108-11
756 061v	108-13
756 066v	103-17
756 067v	103-19
756 117	60-15
756 117	64-16
756 118	60-17

Part Number	Fig. and Index
756 118	64-6
756 118	64-27
756 129	52-8
756 159v	103-2
756 250v	103-6
756 257	116-29
756 295	84-11
756 398	110-1
756 607	84-22
756 609	56-17
756 616v	33-55
756 616v	34-27
756 620v	64-23
756 621v	64-26
756 621v	64-55
756 622v	64-28
756 622v	64-50
756 665v	52-2
756 665v	56-5
756 666v	52-4
756 666v	56-2
756 667v	52-2
756 668v	52-4
756 673v	119-73
756 673v	119A-56
756 679v	56-2
756 680v	56-5
756 685v	52A-12
756 685v	52B-9
756 686v	52B-2
756 687v	52A-4
756 688v	52A-2
756 716	116-10
756 720	116-6
756 737	116-24
756 757v	103-16
756 759v	103-20
756 761v	103-22
756 790v	Misc
756 810v	Misc
756 937v	Misc
756 947v	Misc
756 950v	Misc
756 951v	Misc
756 953v	Misc
757 005v	Misc
757 022v	Misc
757 023v	Misc
757 023v	20-70
757 026v	Misc
757 031v	Misc
757 040v	Misc
757 042	Misc
757 043v	Misc
757 051	118-8
757 052	117-3
757 052	117-11
757 052	118-7

Part Number	Fig. and Index
757 052	118-40
757 052	119-17
757 052	119A-17
757 065v	103-7
757 079v	Misc
757 086v	Misc
757 112	Misc
757 137v	Misc
757 142v	103-18
757 143v	103-21
757 158v	86-4
757 163v	Misc
757 165v	Misc
757 184v	Misc
757 195v	Misc
757 196v	Misc
757 207v	61-5
757 208v	61-6
757 216v	60-11
757 217v	60-12
757 249	84-17
757 296	118-24a
757 302	84-25
757 310v	33-54
757 310v	34-26
757 311v	103-14
757 314v	16-45
757 314v	123-2
757 314v	124-2
757 316v	64-19
757 317v	64-20
757 318v	64-29
757 318v	64-49
757 326v	Misc
757 336v	84-18
757 342v	Misc
757 386v	108-3
757 386v	108-21
757 387v	108-4
757 387v	108-19
757 388v	108-14
757 389v	108-15
757 390v	108-16
757 392v	108-6
757 437v	64-24
757 456	119-9
757 456	119A-9
757 459v	119-60
757 459v	124-64
757 479v	64-37
757 480v	64-34
757 483v	61-3
757 484v	61-9
757 485v	61-5
757 539v	118-4
757 551v	118-9
757 555	84-23
757 556	84-23

PIPER PARTS CATALOG

Part Number	Fig. and Index
757 557	84-29
757 558	84-32
757 559	84-33
757 579	114-1a
757 579	115-15
757 579	118-2a
757 579	118-3a
757 579	119-2
757 579	119-6
757 579	117-1a
757 579	119A-2
757 580v	64-21
757 580v	64-56
757 581	117-4
757 581	118-8a
757 590	118-1
757 592v	114-3a
757 595v	114-1
757 595v	115-14
757 595v	117-1
757 595v	118-3
757 596v	118-2
757 597v	101-11
757 632v	86-9
757 632v	88-37
757 718v	44-15
757 719v	108-22
757 721v	108-17
757 745v	103-6
757 746v	103-8
757 762	106-2
757 790v	36-7a
757 807	118-6
757 817v	118-25
757 818v	118-26
757 819v	118-27
757 820v	118-28
757 827	84-31
757 828	84-31
757 831v	52-3
757 831v	52-5
757 855v	114-3
757 863	114-5
757 863	115-13
757 863	117-7
757 863	118-15
757 863	119-48
757 863	119A-42
757 878v	115-5
757 898v	114-19
757 899	35-29
757 899	36-26
757 905	118-39
757 913v	115-6
757 959v	119-26
757 981v	103-23
757 995	84-24
758 001v	119-30

Part Number	Fig. and Index
758 002v	117-13
758 023v	117-2
758 024	117-4b
758 026	119-7
758 026	119A-7
758 028v	119-25
758 052v	119-26
758 052v	119A-26
758 071v	119-21
758 072v	119-22
758 073v	119-23
758 075v	119-28
758 078v	117-2
758 079v	119-29a
758 079v	119A-29
758 092v	110A-3
758 093v	61-2
758 097v	32B-3
758 105v	118-18
758 106v	118-19
758 107v	118-20
758 111	84-4
758 144v	84-13
758 145v	84-13
758 146v	84-13
758 176v	86-10
758 176v	88-38
758 181v	115-8
758 181v	119-13
758 181v	119-13a
758 188v	115-2
758 204	84-20
758 209	110-2
758 218v	84-13
758 219v	84-13
758 220v	84-13
758 224v	108-7
758 225v	108-10
758 249v	103-9
758 251v	103-24
758 266	110-6
758 267	110-7
758 280v	84-35
758 281	110-2
758 282v	84-34
758 328v	119-34
758 345v	115-16
758 345v	117-24
758 345v	119-65
758 346v	115-17
758 346v	117-12
758 346v	119-66
758 348v	119-32a
758 348v	119A-30
758 349v	119-35a
758 350v	119-67
758 350v	119A-52
758 351v	119-68

Part Number	Fig. and Index
758 351v	119A-53
758 352v	119-69
758 353v	119-70
758 354v	119-71
758 354v	119A-54
758 355v	119-64
758 355v	119A-49
758 364	110-2
758 366v	103-25a
758 368v	103-24
758 369v	103-13
758 391v	52B-4
758 392v	52A-6
758 393v	52B-8
758 394v	52A-11
758 397v	51-48
758 402v	98-38
758 402v	99-63
758 404v	119-35a
758 404v	119A-31
758 405v	119-78
758 405v	119A-61
758 416v	119-79
758 416v	119A-62
758 417v	119-77
758 417v	119A-60
758 422	84-20
758 452	110B-2
758 453	110B-5
758 456v	52-11
758 457v	64-58
758 471v	108-8
758 528v	110A-2
758 534v	86-12
758 534v	88-40
758 534v	89-17a
758 579	119A-6
760 189v	Misc
760 196v	Misc
760 210v	Misc
760 296v	Misc
760 297v	Misc
760 303v	Misc
760 304v	Misc
760 315v	Misc
760 365v	Misc
760 457v	9-20
760 457v	Misc
760 461v	Misc
760 462v	Misc
760 480v	Misc
760 481v	Misc
760 664v	Misc
760 706v	44-10
760 895v	86-4
760 895v	88-32
760 899	119-8
760 899	119A-8

Part Number	Fig. and Index
760 928v	103-8
760 975v	Misc
760 984v	67-18a
760 994v	Misc
760 997v	Misc
760 998v	Misc
761 008v	Misc
761 021v	Misc
761 036v	Misc
761 039v	96-2a
761 051v	Misc
761 052v	Misc
761 076	Misc
761 077	2-22
761 077	8-20
761 092v	Misc
761 093v	Misc
761 118	64-51
761 138v	65-2a
761 150v	28-4
761 150v	43-3
761 156	99-28
761 156	106-10
761 157	99-29
761 157	106-11
761 158	99-26
761 158	106-8
761 159v	99-26
761 159v	106-8
761 161v	106-4
761 162	99-32
761 162	106-14
761 173v	119-47
761 173v	119A-41
761 189	106-2
761 190v	106-4
761 191v	99-26
761 192v	99-26
761 197v	61-7
761 197v	61-11
761 198v	120-3
761 222v	106-14
761 505v	119-58
761 519v	44-12
761 903v	108-12
761 913v	103-25
761 939	110-1
761 967	110-1
761 970	48-5
761 972	48-5
761 972	53-43
761 975v	55-47
761 978	51-45
761 994	48-5
761 995	53-43
761 996v	55-47
762 003	106-10
762 030v	110A-1

PIPER PARTS CATALOG

Part Number	Fig. and Index
762 226v	96-2c
762 244v	108-2
762 245v	115-14
762 245v	117-1
762 245v	119-1
762 245v	119A-1
762 246v	119-3
762 247v	119-5
762 251v	119-3
762 251v	119A-3
762 252v	119-5
762 275v	64-38
762 276v	64-35
762 277v	64-36
762 357	110B-6
762 387v	119A-5
762 438v	101-11
762 503v	86-5
762 503v	88-33
762 503v	89-16
762 508v	108-20
762 531v	64-44
762 558	52A-8
762 559v	52A-7
762 560v	52B-5
762 561v	52B-7
762 562v	52A-9
762 585v	64-48
762 586v	64-59
762 587	64-46
763 003v	19-48b
763 003v	19A-4
763 003v	20-62
763 003v	24-65b
763 003v	32B-9
763 004v	110A-4
763 008v	119-12a
763 008v	119A-12
763 019	110B-4
763 215v	52B-3
763 216v	52A-3
763 216v	52A-5
763 221v	119-22
763 220v	119-80
763 222v	119-21
763 222v	119A-21
763 223v	119-25
763 223v	119A-25
763 224v	119-28
763 225v	119-23
763 225v	119A-23
763 248v	119-22
763 248v	119A-22
763 270v	119-28
763 270v	119A-28
763 287v	52-3
763 287v	52-5

Part Number	Fig. and Index
763 418v	119-60
763 418v	119A-45
763 418v	124-64
763 450v	64-57
763 451v	64-47
763 469	99-67
763 469	106-1
763 712v	52A-2
763 713v	52A-4
763 718v	52-2
763 719v	52-4
763 814v	28-25
763 815v	107-3
763 815v	107-25
763 842	Misc
763 848v	2-14
763 859v	68-33
763 916v	77-23
763 916v	78-24
763 916v	80-25
763 916v	81-32
763 931v	Misc
763 961v	Misc
763 968v	Misc
763 969v	Misc
763 978v	Misc
764 092v	103-37

Part Number	Fig. and Index
-------------	----------------

Part Number	Fig. and Index
-------------	----------------

3F9 THRU 3L24
INTENTIONALLY LEFT BLANK